

**Use of different reference periods in statistics on adult participation in lifelong learning:
participation rate in education and training during the last 12 months vs. during the last 4 weeks**

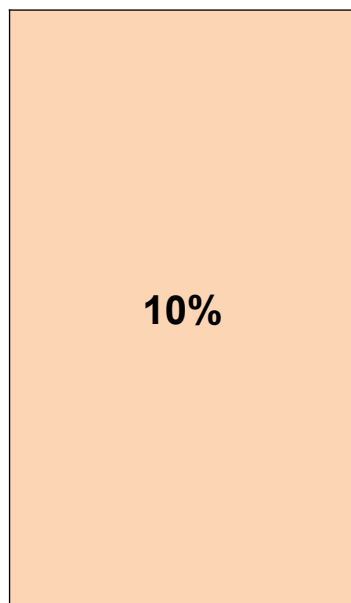
- Different reference periods for participation in education and training:
 - AES: 12 months prior to the interview
 - LFS: 4 weeks prior to the interview
- What does this mean on average for a given year?
 - **LFS: participation rate in the last 4 weeks ("every" 4 weeks)**
 - this might be the same people or different people all over the year
 - **AES: participation rate of anyone during a given year (last 12 months)**
- The following 3 examples illustrate the difference in results from LFS and AES

Adult participation in learning data (case 1)


LFS

AES

J	F	M	A	M	J	J	A	S	O	N	D
10% of the population 25-64 is in education training each month											



x	x	x	x	x	x	x	x	x	x	x	x
-	-	-	-	-	-	-	-	-	-	-	-
-	-	-	-	-	-	-	-	-	-	-	-
-	-	-	-	-	-	-	-	-	-	-	-
-	-	-	-	-	-	-	-	-	-	-	-
-	-	-	-	-	-	-	-	-	-	-	-
-	-	-	-	-	-	-	-	-	-	-	-
-	-	-	-	-	-	-	-	-	-	-	-
-	-	-	-	-	-	-	-	-	-	-	-
-	-	-	-	-	-	-	-	-	-	-	-




10%	10%	10%	10%	10%	10%	10%	10%	10%	10%	10%	10%
-----	-----	-----	-----	-----	-----	-----	-----	-----	-----	-----	-----

Adult participation in learning data (case 2)


LFS

J	F	M	A	M	J	J	A	S	O	N	D
10% of the population 25-64 is in education training each month											

AES



X	X	X	-	-	-	-	-	-	-	-	-
-	-	-	X	-	-	X	-	-	-	-	-
-	-	-	-	X	X	-	X	X	-	X	X
-	-	-	-	-	-	-	-	-	X	-	-
-	-	-	-	-	-	-	-	-	-	-	-
-	-	-	-	-	-	-	-	-	-	-	-
-	-	-	-	-	-	-	-	-	-	-	-
-	-	-	-	-	-	-	-	-	-	-	-
-	-	-	-	-	-	-	-	-	-	-	-
-	-	-	-	-	-	-	-	-	-	-	-



10%	10%	10%	10%	10%	10%	10%	10%	10%	10%	10%	10%
-----	-----	-----	-----	-----	-----	-----	-----	-----	-----	-----	-----

AES

[illegible]

100%

[illegible]