

## FOREWORD

### The first survey on Continuing Vocational Training in enterprises

This publication shows the results of the first Continuing Vocational Training Survey (CVTS). This survey was carried out in 1994 in the framework of the action programme for the development of continuing vocational training in the European Community (FORCE) based on Council Decision 90/267/EEC of 29 May 1990.



One of the various transnational measures envisaged under this programme was the exchange of comparable data on continuing vocational training. After a systematic comparison of the data available on the national level the methodological concept for a survey in all Member States was developed. This survey should show all activities that were undertaken by the enterprises in the field of vocational training.

In the phase of the preparation and when carrying out the survey Eurostat was supported by a special CVTS Working Group in which the Commission - through the Task Force Human Resources (TFHR) - as well as all Member States and top employers' and workers' organizations were represented.

The TFHR was also assisted by the Center for Training Policy Studies at Sheffield University.

We believe that the information presented in this publication will contribute significantly in enhancing our knowledge and understanding of the efforts of European enterprises to solve their skills problems.

Our thanks go primarily to all those enterprises which kindly provided the information, the representatives of social partners and the members of the CVTS Working Group for their professionalism and commitment to this survey.

Lidia Barreiros  
Director  
Social and Regional Statistics and  
Geographical Information System

## **Note for the users**

### **1. International comparability and quality of the data**

The CVTS was the first survey on continuing vocational training in enterprises carried out on the EU level in a coordinated form (outline questionnaire, common definitions, common recommendations with respect to the fieldwork). The survey therefore was of a pioneering nature.

The different education and training systems in the EU Member States reflect their different training cultures and practices. International comparisons of statistical data in this area, therefore, necessarily have to face certain limitations. In particular, a strict borderline between initial and continuing training does not exist in all EU Member States, nor does a strict understanding of the CVT concept itself.

The CVTS was a sample survey of 50,000 enterprises in the then 12 Member States of the EU and describes the general trend in continuing vocational training activities. When carrying out the CVTS, Member States were free to adapt the common guidelines in line with national survey practices. This undoubtedly facilitated the fieldwork and increased the response rates. But it is possible that this will have affected the comparability of the data.

The tables of this publication have been calculated by using the same methods for all Member States. The data therefore can deviate from national publications if Member States applied their specific calculation methods.

According to the technical reports of the Member States on the fieldwork the data for certain variables (mainly data on hours of training and costs) were not available or had to be estimated. The survey results of these variables therefore will be less reliable than for the other variables. It is also possible that Member States proceeded in different ways when they had to convert participant events (participants per training event) into participants (persons) who can have participated in one or more events during 1993.

### **2. Confidentiality of Data**

The data which appears in this publication has been subjected to processes (aggregation, cell suppression and rounding) which ensures confidentiality, such that individual enterprises cannot be identified either directly or indirectly.

### **3. Comparison between enterprise sizes in CVTS and other enterprises with less than 10 employees**

To put the CVTS data in context, close to 90 % of enterprises within EUR 12 are very small with employment in range of 1-9 salaried persons. These employ roughly a quarter of the workforce. These enterprises were not covered by the CVT Survey.



## EXPLANATORY NOTES

A detailed description of the survey concept has been published by Eurostat under the title „Continuing Vocational Training Survey in Enterprises 1994 (CVTS) - Methods and Definitions“. Therefore the following explanations are restricted to elements that are most important for the interpretation of the results.

### 1. Continuing vocational training within the meaning of the CVTS

For CVTS purposes, continuing vocational training covered all vocational training activities for employees except for the initial training of apprentices and trainees with a special training contract.

The activities had to be planned in advance and be wholly or partly funded by the enterprise (directly or indirectly).

For the purpose of this survey, the following continuing training activities were covered:

- (a) External and internal CVT courses
  - external courses: designed and managed by a provider not part of the enterprise
  - internal courses: designed and managed by the enterprise itself.
- (b) CVT at the workplace
  - staff participating in planned learning over a predetermined period in order to acquire know-how and gain practical experience at the workplace or in the work situation using the usual work tools.
- (c) Other forms of CVT
  - instruction at conferences, workshops, lectures and seminars, where the primary purpose is training;
  - planned learning through job rotation, exchanges, secondments and quality circles;
  - self-learning through open and distance learning, video/audio tapes, correspondence courses, computer-based methods or the use of Learning Resource Centres.

The initial training of new recruits should be shown separately under training at the workplace.

## 2. "Employees" for CVTS purposes

The following definitions were based on the findings for the workforce statistics:

The workforce of an enterprise includes all persons who are employed by the enterprise, whether or not they have a formal contract of employment.

These persons also include working owners, managers and field staff.

The workforce does not include persons who are currently working at the enterprise but who are paid by another enterprise (e.g. employees of firms under contract).

The focus of the CVTS is on continuing rather than initial training. For this reason, the survey should disregard training provided for apprentices and trainees. The term "employees" for CVTS purposes therefore covers the entire personnel of the enterprise as defined above, with the exception of apprentices and trainees.

## 3. Survey unit

The CVTS survey unit was the enterprise. It was defined according to the rules laid down in the Community Regulation on company statistics. (1)

The decision to prefer the enterprise to the local unit (establishment) as the survey unit was taken after the sampling frames available at national level for the sample survey had been determined. Deciding on the local unit would also have entailed the risk of losing information on CVT activities undertaken centrally, since they are known only at enterprise level.

## 4. Economic activities

The enterprises consulted were categorized according to their principal economic activity in accordance with the NACE Rev 1 nomenclature (2).

The following NACE Rev 1 activities were excluded from the CVTS:

Sections A and B	Agriculture, forestry and fishing
Sections L, M and N	Public administration, health and education
Section P	Households employing domestic staff
Section Q	Extra-territorial bodies

---

(1) Definition according to Council Regulation (EEC) No 696/93 of 15 March 1993 on the statistical units for the observation and analysis of the production system in the Community: "The enterprise is the smallest combination of legal units that is an organizational unit producing goods or services, which benefits from a certain degree of autonomy in decision-making, especially for the allocation of its current resources. An enterprise carries out one or more activities at one or more locations. An enterprise may be a sole legal unit."

(2) See Council Regulation (EEC) No 3037/90 of 9 October 1990 on the statistical classification of economic activities in the European Community (Official Journal of the European Communities, L 293, 24 October 1990).

In order to satisfy the Community's need for information, the common framework called for the possibility of making analyses classified according to 20 sectors of activity.

Table 1 shows these sectors of activity.

## **5. Size categories**

The survey covered all enterprises with a workforce of 10 or more.

The selection of enterprises had to be structured in such a way that the survey permitted certain analyses for the following enterprise size categories:

- |                       |   |               |
|-----------------------|---|---------------|
| Number of employees:- | - | 10 to 49      |
|                       | - | 50 to 99      |
|                       | - | 100 to 249    |
|                       | - | 250 to 499    |
|                       | - | 500 to 999    |
|                       | - | 1000 and over |

The enterprise size was determined by the number of employees working in establishments on the territory of the respective Member State.

## **6. Reference period**

The 1993 calendar year was taken as the reference period. Where information had to be given as at a reporting date, that date was 31 December 1993; if there were high seasonal fluctuations, annual averages were to be given as well.

## **7. Purchasing Power Standards (PPS)**

In order to allow comparisons on the level of the 12 Member States that participated in the survey all data on costs are quoted in Purchasing Power Standards (PPS).

Their purpose is to eliminate the difference in price level and the variations in exchange rates, so as to improve the comparison of volumes.

The calculation of purchasing power parities is organized at world level by the International Comparison Project (ICP) of the United Nations. The contributions to the Union countries are coordinated by Eurostat which also makes its own comparisons which are the only ones officially recognized by the European Commission and the Member States. A more detailed description of Eurostat's work in this area are described in specific publications.

The 1993 averages of the conversion rates for PPS into national currencies can be taken from table 2.

## **8. Providers of external courses**

Providers of external courses were the persons or organizations delivering courses. The Outline Questionnaire contained the following list of possible providers:

- Universities and other Higher Education establishments
- Further education colleges
- Commercial organizations, e.g. private training providers
- Producers/suppliers of equipment
- Non-profit-making organisations, e.g. employer associations, voluntary associations, Trade Unions
- "Parent" company
- Other providers

## **9. Occupation**

The breakdown by occupation referred to the occupation corresponding to the activity performed at the time of the survey. Occupations were classified according to ISCO 88 (COM) major groups 1-5 and 7-9.

The following occupations were distinguished for the survey:

- Managers and scientific staff (ISCO groups 1 and 2)
- Associate professional and technical staff (ISCO group 3)
- Clerical, secretarial, service and shop workers (ISCO groups 4 and 5)
- Craft and trade workers and operatives and elementary occupations (ISCO groups 7, 8 and 9)

## CVTS

**Classification of enterprises by economic activity  
according to NACE Rev 1**

01	Section C	Mining and quarrying
	Section D	Manufacturing industry
02	15-16	Food, beverages and tobacco products
03	17-19	Textiles, clothing and leather products
04	21-22	Paper and printing
05	23-26	Manufacture of non-metallic products (chemicals)
06	27-28	Manufacture of metals and metallic products
07	29-33	Manufacture of machinery (including electrical equipment)
08	34-35	Manufacture of transport equipment
09	20,36,37	Other types of manufacture
10	Section E	Electricity, gas and water
11	Section F	Construction
	Section G	Wholesales and retail trade and repairs
12	50	Sale and repair of vehicles
13	51	Wholesale trade (except for vehicles)
14	52	Retail trade and repairs (except for vehicles)
15	Section H	Hotels and restaurants
	Section I	Transport, storage and communications
16	60-63	Transport
17	64	Post and telecommunications
	Section J	Financial intermediation
18	65-66	Financial intermediation (Banking and insurance)
19	67	Auxiliary
20	Sections K+O	Services for enterprises, renting, real estate



## CVTS

## Conversion rates for the Purchasing Power Standard (PPS)

Yearly averages for the Purchasing Power Standard in 1993:

1 PPS equaled

Belgium:	40,25	BFR
Denmark:	9,49	DKK
Germany	2.27	DEM
Greece:	198.91	DR
Spain:	126.19	PTA
France:	7.09	FF
Ireland:	0.71	IRL
Italy:	1655 00	LIT
Luxembourg:	42.75	LFR
Netherlands:	2.30	HFL
Portugal:	126.17	ESC
United Kingdom:	0.69	UKL

**Table 3**

**CVTS**

**Classification of Training Subjects**

Training courses Related to the Firm's General Operation

- 1 Management and Organisational Techniques
- 2 Human Resources Management, including Personal Development
- 3 Job and Environment Safety
- 4 Data Processing
- 5 Accounts/Finance
- 6 Marketing
- 7 Languages

Training courses Related to the Firm's Specific Activity

- 8 Production Techniques for Goods and Services of which:
- 9 Operation and Maintenance of Automated Systems
- 10 Quality Control
- 11 Development of New Materials, Products and Services

Other Training

- 12 Other Training Subjects

## SYMBOLS USED


: data not available  
· confidential value  
x included in another cell

## Country abbreviations

B Belgium  
DK Denmark  
D Germany  
EL Greece  
E Spain  
F France  
IRL Ireland  
I Italy  
L Luxembourg  
NL the Netherlands  
P Portugal  
UK United Kingdom

**1. PROPORTION OF ENTERPRISES OFFERING TRAINING (ANY TYPE)**  
**PROPORTION D'ENTREPRISES PROPOSANT DES COURS DE LA**  
**FORMATION (TOUTES FORMES)**  
**ANTEIL DER WEITERBILDENDEN UNTERNEHMEN ( ALLE FORMEN)**

%

	NACE Rev 1	EUR 12	B	DK	D	EL	E	F
<b>Section C</b>								
	<b>Mining and quarrying</b>	42.5	40.0	:	62.9	12.6	17.5	60.1
<b>Section D</b>								
	<b>Manufacturing</b>							
15-16	Food, beverages, tobacco	49.0	25.6	75.2	73.5	21.9	20.2	57.5
17-19	Textiles, clothing, leather	25.9	25.0	39.2	71.4	15.3	14.5	61.5
21-22	Paper, publishing, printing	58.7	61.7	87.6	88.5	24.6	33.8	47.9
23-26	Non-metallic products	56.5	37.6	81.5	86.2	20.8	33.7	72.3
27-28	Metals, metallic products	58.8	36.7	74.7	92.6	17.2	23.2	71.5
29-33	Machinery, electrical equipment	62.4	56.3	91.4	94.4	18.4	39.7	72.9
34-35	Transport equipment	55.6	38.9	95.8	96.0	7.0	45.0	56.8
20,36,37	Other types of manufacture	40.7	34.3	79.2	88.9	3.2	11.7	51.9
<b>Section E</b>								
	<b>Electricity, gas, water</b>	80.7	54.0	100.0	94.0	3.9	50.4	78.2
<b>Section F</b>								
	<b>Construction</b>	51.2	33.2	73.6	83.0	:	14.4	42.8
<b>Section G</b>								
	<b>Wholesale, retail, repair</b>							
50	Sale and repair of vehicles	77.8	65.8	97.9	98.6	12.8	63.6	98.9
51	Wholesale, trade	56.5	49.0	89.4	88.3	14.0	29.7	60.9
52	Retail, trade, repairs	64.0	40.4	92.0	92.1	17.8	22.9	76.6
<b>Section H</b>								
	<b>Hotels and restaurants</b>	57.9	43.1	86.3	61.9	10.8	11.0	56.2
<b>Section I</b>								
	<b>Transport, communication</b>							
60-63	Transport and storage	45.9	43.5	78.2	:	16.6	23.6	57.6
64	Post and telecommunications	66.3	100.0	95.4	:	100.0	26.0	40.4
<b>Section J</b>								
	<b>Financial intermediation</b>							
65-66	Banking and insurance	87.1	100.0	98.5	100.0	49.0	80.7	75.6
67	Auxiliary activities	78.7	100.0	100.0	:	10.5	68.1	59.3
<b>Section K and O</b>								
	<b>Services for enterprises, renting, real estate</b>	72.0	56.4	95.3	:	:	34.3	61.7
<b>TOTAL</b>		<b>57.4</b>	<b>45.9</b>	<b>86.7</b>	<b>85.2</b>	<b>16.4</b>	<b>26.5</b>	<b>62.4</b>

Size class	EUR 12	B	DK	D	EL	E	F
10 to 49	52.2	44.3	85.5	81.8	10.7	23.5	55.1
50 to 99	74.5	48.8	92.7	94.3	41.5	42.7	81.1
100 to 249	82.5	46.4	96.9	97.2	58.3	53.9	84.9
250 to 499	90.0	76.3	97.6	99.5	67.5	75.1	95.4
500 to 999	94.3	100.0	97.0	99.4	87.0	81.7	96.4
1000 and more	98.2	100.0	100.0	99.9	90.7	95.8	99.1
<b>TOTAL</b>	<b>57.4</b>	<b>45.9</b>	<b>86.7</b>	<b>85.3</b>	<b>16.4</b>	<b>26.5</b>	<b>62.4</b>


%

IRL	I	L	NL	P	UK	NACE Rev 1
100.0	7.7	40.0	53.6	4.1	78.6	<b>Section C</b> <b>Mining and quarrying</b>
						<b>Section D</b> <b>Manufacturing</b>
83.4	13.8	39.4	49.0	6.4	82.5	Food, beverages, tobacco 15-16
89.4	5.9	28.6	43.4	8.7	53.1	Textiles, clothing, leather 17-19
91.9	15.9	62.7	60.6	4.3	80.2	Paper, publishing, printing 21-22
96.4	20.8	71.4	71.4	14.5	90.3	Non-metallic products 23-26
96.7	14.6	26.4	60.2	19.4	82.1	Metals, metallic products 27-28
95.2	23.2	68.4	71.0	26.3	88.5	Machinery, electrical equipment 29-33
96.8	18.2	37.5	57.1	13.5	77.6	Transport equipment 34-35
85.7	8.4	20.0	54.5	9.1	76.2	Other types of manufacture 20,36,37
						<b>Section E</b> <b>Electricity, gas, water</b>
	56.1	87.5	100.0	37.5	100.0	
						<b>Section F</b> <b>Construction</b>
48.3	12.3	45.5	48.0	6.4	66.9	
						<b>Section G</b> <b>Wholesale, retail, repair</b>
94.1	33.0	76.1	70.3	26.8	86.4	Sale and repair of vehicles 50
69.4	16.5	75.8	56.1	14.0	74.6	Wholesale, trade 51
57.8	12.7	49.2	45.9	11.1	74.0	Retail, trade, repairs 52
						<b>Section H</b> <b>Hotels and restaurants</b>
56.1	4.4	37.1	39.1	5.9	88.5	
						<b>Section I</b> <b>Transport, communication</b>
81.3	13.6	53.4	44.2	18.7	65.5	Transport and storage 60-63
12.9	20.2	50.0	84.4	100.0	100.0	Post and telecommunications 64
						<b>Section J</b> <b>Financial intermediation</b>
92.9	72.3	95.6	93.6	71.5	75.0	Banking and insurance 65-66
100.0	36.5	76.2	72.2	36.8	89.8	Auxiliary activities 67
						<b>Section K and O</b> <b>Services for enterprises, renting, real estate</b>
94.5	28.4	75.3	63.9	30.6	89.5	
<b>76.8</b>	<b>15.0</b>	<b>60.3</b>	<b>56.1</b>	<b>13.1</b>	<b>81.6</b>	<b>TOTAL</b>

IRL	I	L	NL	P	UK	Size class
72.3	11.4	56.2	50.1	9.9	78.1	<b>10 to 49</b>
91.5	28.6	66.4	74.0	19.9	92.9	<b>50 to 99</b>
94.4	43.9	83.5	84.5	32.6	98.3	<b>100 to 249</b>
100.0	63.0	88.4	92.9	38.1	96.4	<b>250 to 499</b>
76.1	80.6	100.0	100.0	55.4	97.7	<b>500 to 999</b>
100.0	89.1	93.3	100.0	80.2	99.5	<b>1000 and more</b>
<b>76.8</b>	<b>15.0</b>	<b>60.3</b>	<b>56.1</b>	<b>13.1</b>	<b>81.6</b>	<b>TOTAL</b>

**2. PROPORTION OF ENTERPRISES OFFERING CVT COURSES**  
**PROPORTION D'ENTREPRISES PROPOSANT DES COURS DE LA FPC**  
**ANTEIL DER UNTERNEHMEN, DIE LEHRVERANSTALTUNGEN (KURSE) ANBIETEN**

%

 NACE Rev 1		EUR 12	B	DK	D	EL	E	F
<b>Section C</b>								
	<b>Mining and quarrying</b>	31.5	35.0	:	42.6	12.3	9.6	47.3
<b>Section D</b>								
	<b>Manufacturing</b>							
15-16	Food, beverages, tobacco	35.6	21.6	56.0	50.4	18.1	15.0	52.9
17-19	Textiles, clothing, leather	15.2	20.2	19.2	34.5	11.8	9.3	46.8
21-22	Paper, publishing, printing	44.6	55.3	78.0	70.1	20.9	27.0	47.9
23-26	Non-metallic products	40.8	33.8	74.6	59.8	16.3	27.7	59.0
27-28	Metals, metallic products	43.8	28.0	60.1	73.8	13.5	18.4	52.7
29-33	Machinery, electrical equipment	50.6	45.3	80.6	84.5	16.0	33.4	59.5
34-35	Transport equipment	43.8	25.1	81.1	68.6	6.6	43.0	56.8
20,36,37	Other types of manufacture	26.3	25.5	68.8	48.3	3.0	6.3	41.3
<b>Section E</b>								
	<b>Electricity, gas, water</b>	76.9	54.0	100.0	90.3	3.9	45.7	78.2
<b>Section F</b>								
	<b>Construction</b>	36.2	30.0	69.0	54.2	:	12.6	27.8
<b>Section G</b>								
	<b>Wholesale, retail, repair</b>							
50	Sale and repair of vehicles	64.4	60.4	91.6	84.8	12.8	54.7	65.1
51	Wholesale, trade	44.0	47.7	83.2	68.3	11.5	23.9	52.1
52	Retail, trade, repairs	41.4	40.3	83.7	60.8	10.7	15.5	35.5
<b>Section H</b>								
	<b>Hotels and restaurants</b>	33.8	34.0	67.3	23.5	6.8	10.0	28.1
<b>Section I</b>								
	<b>Transport, communication</b>							
60-63	Transport and storage	37.8	40.3	69.9	:	13.7	20.2	50.0
64	Post and telecommunications	56.3	44.7	93.9	:	100.0	18.3	40.4
<b>Section J</b>								
	<b>Financial intermediation</b>							
65-66	Banking and insurance	82.9	100.0	98.3	99.1	48.7	72.4	75.6
67	Auxiliary activities	56.3	100.0	100.0	:	10.5	61.4	59.3
<b>Section K and O</b>								
	<b>Services for enterprises, renting, real estate</b>	58.7	54.4	91.5	:	:	24.4	52.6
<b>TOTAL</b>		<b>42.7</b>	<b>42.0</b>	<b>78.9</b>	<b>60.2</b>	<b>13.1</b>	<b>21.1</b>	<b>47.6</b>

Size class	EUR 12	B	DK	D	EL	E	F
10 to 49	36.1	40.0	77.3	52.3	7.8	18.2	37.1
50 to 99	63.3	47.5	86.4	79.9	34.4	35.5	73.2
100 to 249	76.2	44.3	92.5	86.9	53.5	48.7	84.3
250 to 499	84.9	75.4	91.0	97.4	63.5	71.1	90.4
500 to 999	92.5	100.0	92.1	98.4	83.3	80.7	96.4
1000 and more	92.2	98.3	84.1	99.1	86.0	94.7	99.1
<b>TOTAL</b>	<b>42.7</b>	<b>42.0</b>	<b>78.9</b>	<b>60.2</b>	<b>13.1</b>	<b>21.1</b>	<b>47.6</b>


%

IRL	I	L	NL	P	UK	NACE Rev 1
100.0	3.8	20.0	44.3	4.1	70.6	<b>Section C</b> <b>Mining and quarrying</b>
						<b>Section D</b> <b>Manufacturing</b>
78.7	8.4	30.3	40.2	6.4	46.5	Food, beverages, tobacco 15-16
71.0	2.0	0.0	26.8	8.7	29.3	Textiles, clothing, leather 17-19
91.9	9.4	54.2	51.1	4.3	47.8	Paper, publishing, printing 21-22
86.2	13.4	67.3	60.5	14.5	53.8	Non-metallic products 23-26
78.1	8.8	21.8	48.6	19.4	52.0	Metals, metallic products 27-28
79.7	14.9	68.4	57.8	26.3	65.7	Machinery, electrical equipment 29-33
96.8	14.8	12.5	44.4	13.5	51.2	Transport equipment 34-35
63.6	3.4	12.0	40.5	9.1	51.2	Other types of manufacture 20,36,37
						<b>Section E</b> <b>Electricity, gas, water</b>
:	46.0	75.0	100.0	37.5	100.0	
						<b>Section F</b> <b>Construction</b>
37.3	6.8	34.5	39.2	6.4	53.1	
						<b>Section G</b> <b>Wholesale, retail, repair</b>
94.1	26.7	70.9	64.3	26.8	69.6	Sale and repair of vehicles 50
49.3	9.5	67.0	44.1	14.0	49.0	Wholesale, trade 51
40.7	7.3	40.8	37.7	11.1	44.1	Retail, trade, repairs 52
						<b>Section H</b> <b>Hotels and restaurants</b>
36.7	2.8	20.3	29.1	5.9	55.8	
						<b>Section I</b> <b>Transport, communication</b>
81.3	8.7	38.3	37.3	18.7	48.9	Transport and storage 60-63
12.9	16.0	50.0	81.3	100.0	100.0	Post and telecommunications 64
						<b>Section J</b> <b>Financial intermediation</b>
92.9	66.9	86.3	89.5	71.5	62.8	Banking and insurance 65-66
87.3	24.3	66.7	65.7	36.8	52.7	Auxiliary activities 67
						<b>Section K and O</b> <b>Services for enterprises, renting, real estate</b>
83.5	21.5	61.5	53.7	30.6	70.7	
<b>63.9</b>	<b>9.4</b>	<b>50.1</b>	<b>46.2</b>	<b>13.1</b>	<b>57.8</b>	<b>TOTAL</b>

IRL	I	L	NL	P	UK	Size class
56.9	6.2	44.5	39.3	9.9	51.3	10 to 49
86.1	19.4	62.2	66.4	19.9	74.8	50 to 99
90.2	33.6	74.7	79.4	32.6	91.6	100 to 249
98.8	54.9	88.4	91.3	38.1	86.8	250 to 499
76.1	75.5	100.0	100.0	55.4	94.1	500 to 999
100.0	88.3	93.3	100.0	80.2	85.6	1000 and more
<b>63.9</b>	<b>9.4</b>	<b>50.1</b>	<b>46.2</b>	<b>13.1</b>	<b>57.8</b>	<b>TOTAL</b>

**3. PROPORTION OF EMPLOYEES WORKING FOR TRAINERS**  
**PROPORTION D'EFFECTIFS DANS LES ENTREPRISES "FORMATRICES"**  
**ANTEIL DER BESCHÄFTIGTEN VON WEITERBILDERN**

%

 NACE Rev 1	EUR 12	B	DK	D	EL	E	F
<b>Section C</b>							
<b>Mining and quarrying</b>	84.2	72.1	:	95.8	41.3	57.3	87.7
<b>Section D</b>							
<b>Manufacturing</b>							
15-16 Food, beverages, tobacco	77.7	53.7	92.8	92.8	56.4	48.0	84.9
17-19 Textiles, clothing, leather	50.9	49.7	53.3	87.2	35.6	28.9	80.3
21-22 Paper, publishing, printing	80.8	87.1	93.9	94.9	60.3	50.6	79.2
23-26 Non-metallic products	84.5	60.0	94.6	97.3	57.1	61.7	94.0
27-28 Metals, metallic products	85.2	77.9	88.3	98.6	48.3	51.3	88.3
29-33 Machinery, electrical equipment	88.4	69.7	96.0	98.8	46.0	70.0	92.8
34-35 Transport equipment	92.5	92.0	93.8	100.0	62.4	87.1	96.1
20,36,37 Other types of manufacture	65.3	28.5	86.4	95.7	23.5	23.7	73.5
<b>Section E</b>							
<b>Electricity, gas, water</b>	98.1	92.8	100.0	99.3	91.3	94.6	99.3
<b>Section F</b>							
<b>Construction</b>	69.1	40.1	80.7	90.2	:	34.5	65.2
<b>Section G</b>							
<b>Wholesale, retail, repair</b>							
50 Sale and repair of vehicles	83.4	66.5	98.5	97.8	24.0	69.1	97.7
51 Wholesale, trade	74.9	47.1	94.1	96.0	34.7	49.4	77.4
52 Retail, trade, repairs	87.9	69.0	94.2	97.2	44.3	54.6	89.2
<b>Section H</b>							
<b>Hotels and restaurants</b>	71.3	64.2	91.3	77.1	22.9	28.2	71.1
<b>Section I</b>							
<b>Transport, communication</b>							
60-63 Transport and storage	77.7	61.1	83.1	:	56.2	67.2	83.4
64 Post and telecommunications	97.5	100.0	98.8	:	100.0	94.1	99.2
<b>Section J</b>							
<b>Financial intermediation</b>							
65-66 Banking and insurance	98.2	100.0	98.9	100.0	91.6	97.7	97.4
67 Auxiliary activities	93.1	100.0	100.0	:	19.4	77.5	81.1
<b>Section K and O</b>							
<b>Services for enterprises, renting, real estate</b>	84.6	68.5	99.0	:	:	51.7	84.0
<b>TOTAL</b>	<b>81.8</b>	<b>67.0</b>	<b>92.9</b>	<b>95.8</b>	<b>53.9</b>	<b>56.4</b>	<b>86.0</b>

Size class	EUR 12	B	DK	D	EL	E	F
10 to 49	56.3	45.6	88.6	84.1	14.5	26.1	57.6
50 to 99	74.2	49.2	93.2	92.8	43.4	42.4	81.6
100 to 249	82.5	48.7	96.9	97.7	60.7	55.3	85.5
250 to 499	89.5	76.8	97.6	100.0	67.0	75.7	95.4
500 to 999	94.7	100.0	97.5	100.0	87.0	83.3	96.5
1000 and more	99.0	100.0	100.0	100.0	93.1	98.7	99.5
<b>TOTAL</b>	<b>81.8</b>	<b>67.0</b>	<b>92.9</b>	<b>95.8</b>	<b>53.9</b>	<b>56.4</b>	<b>86.0</b>



**TOTAL  
TOTAL  
INSGESAMT**


%

IRL	I	L	NL	P	UK	NACE Rev 1
100.0	39.3	18.3	88.9	16.9	94.8	<b>Section C</b> <b>Mining and quarrying</b>
						<b>Section D</b> <b>Manufacturing</b>
96.5	44.1	60.9	81.3	24.9	97.1	Food, beverages, tobacco 15-16
90.6	19.3	26.2	65.8	17.5	78.9	Textiles, clothing, leather 17-19
97.0	45.9	87.8	84.6	21.9	93.5	Paper, publishing, printing 21-22
98.7	57.8	86.1	93.9	34.6	97.8	Non-metallic products 23-26
97.6	42.0	84.0	82.1	35.8	93.3	Metals, metallic products 27-28
98.7	59.4	81.5	90.5	63.6	96.7	Machinery, electrical equipment 29-33
94.8	78.4	55.3	89.0	65.7	97.1	Transport equipment 34-35
95.2	17.9	51.2	89.9	22.8	83.9	Other types of manufacture 20,36,37
:	95.4	98.7	100.0	99.6	100.0	<b>Section E</b> <b>Electricity, gas, water</b>
71.1	26.9	54.6	69.1	19.9	87.4	<b>Section F</b> <b>Construction</b>
96.6	41.6	82.2	77.8	41.5	89.7	<b>Section G</b> <b>Wholesale, retail, repair</b>
79.9	35.3	89.1	74.0	27.8	87.1	Sale and repair of vehicles 50
83.0	59.0	73.0	83.2	38.4	94.9	Wholesale, trade 51
						Retail, trade, repairs 52
69.5	29.3	56.4	63.5	22.6	93.7	<b>Section H</b> <b>Hotels and restaurants</b>
99.3	65.0	81.4	83.7	61.9	89.3	<b>Section I</b> <b>Transport, communication</b>
3.6	98.7	86.9	:	100.0	100.0	Transport and storage 60-63
						Post and telecommunications 64
98.5	97.5	98.1	99.8	96.4	96.4	<b>Section J</b> <b>Financial intermediation</b>
100.0	54.7	83.9	85.4	66.6	98.3	Banking and insurance 65-66
						Auxiliary activities 67
98.8	55.2	82.1	86.5	69.7	94.8	<b>Section K and O</b> <b>Services for enterprises, renting, real estate</b>
<b>87.3</b>	<b>53.1</b>	<b>79.5</b>	<b>83.6</b>	<b>38.3</b>	<b>93.5</b>	<b>TOTAL</b>

IRL	I	L	NL	P	UK	Size class
76.7	13.9	58.9	55.4	12.3	79.6	10 to 49
92.0	29.4	67.2	75.3	20.1	94.5	50 to 99
94.7	45.8	85.5	85.4	33.7	97.7	100 to 249
100.0	64.0	89.4	93.5	39.7	94.5	250 to 499
71.2	81.3	100.0	100.0	54.5	98.9	500 to 999
100.0	96.0	96.4	100.0	90.4	99.6	1000 and more
<b>87.3</b>	<b>53.1</b>	<b>79.5</b>	<b>83.6</b>	<b>38.3</b>	<b>93.5</b>	<b>TOTAL</b>

**4. PROPORTION OF EMPLOYEES WORKING FOR TRAINERS**  
**PROPORTION D'EFFECTIFS DANS LES ENTREPRISES "FORMATRICES"**  
**ANTEIL DER BESCHÄFTIGTEN VON WEITERBILDERN**

%

 NACE Rev 1	EUR 12	B	DK	D	EL	E	F
<b>Section C</b>							
<b>Mining and quarrying</b>	84.4	73.0	:	95.7	41.1	58.5	88.1
<b>Section D</b>							
<b>Manufacturing</b>							
15-16 Food, beverages, tobacco	78.4	56.4	92.4	93.8	58.6	51.0	87.5
17-19 Textiles, clothing, leather	55.6	54.1	52.3	91.9	36.7	28.9	90.7
21-22 Paper, publishing, printing	81.7	90.2	93.3	95.2	62.1	50.0	80.0
23-26 Non-metallic products	84.0	58.4	94.2	97.7	59.4	59.9	94.2
27-28 Metals, metallic products	85.3	79.1	87.4	98.5	50.7	52.1	89.4
29-33 Machinery, electrical equipment	88.4	73.2	95.4	98.7	45.1	70.0	93.4
34-35 Transport equipment	92.7	91.7	94.5	100.0	61.9	86.9	96.2
20,36,37 Other types of manufacture	66.0	29.9	87.1	95.6	23.9	23.0	75.2
<b>Section E</b>							
<b>Electricity, gas, water</b>	97.8	92.9	100.0	99.2	89.8	94.6	99.3
<b>Section F</b>							
<b>Construction</b>	69.4	39.8	79.9	89.9	:	34.4	66.0
<b>Section G</b>							
<b>Wholesale, retail, repair</b>							
50 Sale and repair of vehicles	84.2	63.6	98.5	98.7	24.7	69.2	97.6
51 Wholesale, trade	74.5	49.7	93.8	95.8	34.8	46.1	76.7
52 Retail, trade, repairs	85.2	73.9	93.4	98.3	41.5	51.3	89.1
<b>Section H</b>							
<b>Hotels and restaurants</b>	65.7	55.5	87.5	72.5	22.7	26.6	70.7
<b>Section I</b>							
<b>Transport, communication</b>							
60-63 Transport and storage	78.3	59.3	80.8	:	58.2	65.8	82.1
64 Post and telecommunications	96.9	100.0	98.7	:	100.0	93.5	99.1
<b>Section J</b>							
<b>Financial intermediation</b>							
65-66 Banking and insurance	98.5	100.0	97.9	100.0	92.6	98.1	97.8
67 Auxiliary activities	94.6	100.0	100.0	:	23.7	77.9	83.4
<b>Section K and O</b>							
<b>Services for enterprises, renting, real estate</b>	84.9	68.1	99.2	:	:	56.6	83.0
<b>TOTAL</b>	<b>81.8</b>	<b>66.4</b>	<b>91.9</b>	<b>96.0</b>	<b>57.1</b>	<b>57.3</b>	<b>85.8</b>

Size class	EUR 12	B	DK	D	EL	E	F
10 to 49	56.0	45.1	86.9	85.1	14.2	25.7	56.7
50 to 99	74.1	49.2	93.1	92.6	41.8	44.5	80.4
100 to 249	83.2	47.2	96.7	98.3	63.4	58.0	87.6
250 to 499	89.7	74.7	97.9	100.0	66.2	79.0	95.3
500 to 999	94.9	100.0	97.1	100.0	88.9	86.3	96.7
1000 and more	99.1	100.0	100.0	100.0	93.1	98.9	99.4
<b>TOTAL</b>	<b>81.8</b>	<b>66.4</b>	<b>91.9</b>	<b>96.0</b>	<b>57.1</b>	<b>57.3</b>	<b>85.8</b>

**MALES**  
**HOMMES**  
**MÄNNLICH**


%

IRL	I	L	NL	P	UK	NACE Rev 1
100.0	38.5	17.6	:	16.9	99.3	<b>Section C</b> <b>Mining and quarrying</b>
						<b>Section D</b> <b>Manufacturing</b>
96.1	46.1	60.6	:	28.0	98.7	Food, beverages, tobacco 15-16
95.4	22.7	53.8	:	20.2	75.5	Textiles, clothing, leather 17-19
97.2	47.7	88.1	:	26.2	97.0	Paper, publishing, printing 21-22
98.2	58.9	91.7	:	35.5	98.5	Non-metallic products 23-26
97.5	43.0	84.4	:	35.6	98.6	Metals, metallic products 27-28
97.6	59.1	78.8	:	57.6	98.8	Machinery, electrical equipment 29-33
94.5	78.0	51.1	:	67.6	98.8	Transport equipment 34-35
94.5	17.5	51.6	:	22.9	94.1	Other types of manufacture 20,36,37
						<b>Section E</b> <b>Electricity, gas, water</b>
:	95.4	98.6	:	99.6	100.0	
						<b>Section F</b> <b>Construction</b>
70.5	26.4	54.4	:	20.0	96.8	
						<b>Section G</b> <b>Wholesale, retail, repair</b>
96.5	40.4	88.5	:	41.7	95.7	Sale and repair of vehicles 50
80.7	34.4	86.0	:	28.0	91.1	Wholesale, trade 51
78.0	59.8	76.6	:	32.3	93.0	Retail, trade, repairs 52
						<b>Section H</b> <b>Hotels and restaurants</b>
71.4	25.4	51.0	:	20.3	90.0	
						<b>Section I</b> <b>Transport, communication</b>
99.2	65.1	80.9	:	62.9	96.4	Transport and storage 60-63
3.6	98.3	85.8	:	100.0	100.0	Post and telecommunications 64
						<b>Section J</b> <b>Financial intermediation</b>
97.9	97.9	98.1	:	96.9	97.4	Banking and insurance 65-66
100.0	65.2	78.8	:	68.3	99.2	Auxiliary activities 67
						<b>Section K and O</b> <b>Services for enterprises, renting, real estate</b>
98.9	60.5	90.5	:	69.0	95.2	
<b>86.1</b>	<b>55.3</b>	<b>79.1</b>	<b>82.7</b>	<b>41.0</b>	<b>95.7</b>	<b>TOTAL</b>

IRL	I	L	NL	P	UK	Size class
76.9	14.7	58.2	54.7	13.5	85.9	10 to 49
94.1	30.2	64.3	74.7	20.7	96.7	50 to 99
96.0	46.7	84.1	85.9	37.3	98.3	100 to 249
100.0	65.0	92.3	93.9	41.7	95.1	250 to 499
62.5	81.3	100.0	100.0	57.5	99.3	500 to 999
100.0	96.2	97.8	100.0	91.7	99.8	1000 and more
<b>86.1</b>	<b>55.3</b>	<b>79.1</b>	<b>82.7</b>	<b>41.0</b>	<b>95.7</b>	<b>TOTAL</b>

**5. PROPORTION OF EMPLOYEES WORKING FOR TRAINERS**  
**PROPORTION D'EFFECTIFS DANS LES ENTREPRISES "FORMATRICES"**  
**ANTEIL DER BESCHÄFTIGTEN VON WEITERBILDERN**

%

 NACE Rev 1	EUR 12	B	DK	D	EL	E	F
<b>Section C</b>							
<b>Mining and quarrying</b>	83.2	50.0	:	96.7	43.9	37.3	85.0
<b>Section D</b>							
<b>Manufacturing</b>							
15-16 Food, beverages, tobacco	76.5	46.8	93.5	91.7	53.6	41.5	79.8
17-19 Textiles, clothing, leather	48.2	46.0	53.7	84.7	35.0	28.8	73.8
21-22 Paper, publishing, printing	78.9	80.6	95.2	94.0	57.0	52.6	77.4
23-26 Non-metallic products	85.7	66.7	95.6	96.4	50.7	70.1	93.5
27-28 Metals, metallic products	84.5	62.0	93.4	98.9	36.7	43.6	82.2
29-33 Machinery, electrical equipment	88.6	54.3	97.8	99.4	49.5	70.0	91.6
34-35 Transport equipment	91.5	96.6	88.4	100.0	69.4	89.8	95.7
20,36,37 Other types of manufacture	63.3	23.3	83.7	95.9	22.1	27.0	69.6
<b>Section E</b>							
<b>Electricity, gas, water</b>	99.0	92.0	100.0	99.7	96.4	94.8	99.4
<b>Section F</b>							
<b>Construction</b>	66.1	45.6	88.8	92.4	:	36.3	58.7
<b>Section G</b>							
<b>Wholesale, retail, repair</b>							
50 Sale and repair of vehicles	80.2	85.3	98.6	94.5	21.2	68.7	97.8
51 Wholesale, trade	75.7	42.2	94.7	96.4	34.6	57.3	79.0
52 Retail, trade, repairs	89.5	64.1	94.8	96.7	46.4	57.7	89.3
<b>Section H</b>							
<b>Hotels and restaurants</b>	76.0	71.6	93.7	80.0	23.1	30.4	71.7
<b>Section I</b>							
<b>Transport, communication</b>							
60-63 Transport and storage	75.6	68.7	90.8	:	47.1	75.7	89.9
64 Post and telecommunications	98.9	100.0	98.9	:	100.0	95.5	99.5
<b>Section J</b>							
<b>Financial intermediation</b>							
65-66 Banking and insurance	97.9	100.0	99.8	100.0	90.0	96.6	97.0
67 Auxiliary activities	91.3	100.0	100.0	:	16.8	76.9	79.4
<b>Section K and O</b>							
<b>Services for enterprises, renting, real estate</b>	84.2	69.0	98.8	:	:	45.2	85.4
<b>TOTAL</b>	<b>81.7</b>	<b>68.7</b>	<b>94.8</b>	<b>95.3</b>	<b>48.4</b>	<b>53.7</b>	<b>86.3</b>

Size class	EUR 12	B	DK	D	EL	E	F
10 to 49	57.1	47.1	92.0	82.1	15.0	27.5	59.5
50 to 99	74.5	49.2	93.3	93.4	45.3	37.3	84.0
100 to 249	81.1	52.5	97.3	96.3	56.6	49.2	82.3
250 to 499	89.2	82.3	97.0	100.0	68.5	67.7	95.4
500 to 999	94.4	100.0	98.1	100.0	83.8	75.9	96.3
1000 and more	99.0	100.0	100.0	100.0	93.2	98.2	99.6
<b>TOTAL</b>	<b>81.7</b>	<b>68.7</b>	<b>94.8</b>	<b>95.3</b>	<b>48.4</b>	<b>53.7</b>	<b>86.3</b>

**FEMALES**  
**FEMMES**  
**WEIBLICH**


%

IRL	I	L	NL	P	UK	NACE Rev 1
100.0	47.2	23.1	:	16.9	71.0	<b>Section C</b> <b>Mining and quarrying</b>
						<b>Section D</b> <b>Manufacturing</b>
97.4	39.3	61.9	:	20.2	94.3	Food, beverages, tobacco 15-16
88.1	17.4	21.9	:	16.5	81.9	Textiles, clothing, leather 17-19
96.7	41.0	86.8	:	14.2	87.1	Paper, publishing, printing 21-22
99.5	53.7	54.2	:	32.3	96.2	Non-metallic products 23-26
98.4	35.6	75.5	:	36.5	78.6	Metals, metallic products 27-28
99.7	60.4	90.8	:	74.6	92.1	Machinery, electrical equipment 29-33
96.2	80.8	74.2	:	54.4	88.8	Transport equipment 34-35
96.6	19.2	48.0	:	22.8	63.9	Other types of manufacture 20,36,37
	95.4	100.0	:	99.6	100.0	<b>Section E</b> <b>Electricity, gas, water</b>
79.6	32.5	57.1	:	18.7	58.3	<b>Section F</b> <b>Construction</b>
						<b>Section G</b> <b>Wholesale, retail, repair</b>
97.2	47.5	52.0	:	40.7	75.8	Sale and repair of vehicles 50
78.3	37.4	94.3	:	27.3	81.0	Wholesale, trade 51
86.0	58.3	70.7	:	43.3	95.8	Retail, trade, repairs 52
68.2	33.3	62.9	:	24.4	96.2	<b>Section H</b> <b>Hotels and restaurants</b>
						<b>Section I</b> <b>Transport, communication</b>
100.0	64.3	85.1	:	57.1	72.5	Transport and storage 60-63
3.7	99.6	90.7	:	100.0	100.0	Post and telecommunications 64
						<b>Section J</b> <b>Financial intermediation</b>
98.9	96.6	98.2	:	95.4	95.7	Banking and insurance 65-66
100.0	48.6	91.6	:	64.7	97.2	Auxiliary activities 67
						<b>Section K and O</b> <b>Services for enterprises, renting, real estate</b>
98.6	47.1	72.6	:	70.4	94.4	
<b>89.5</b>	<b>47.6</b>	<b>80.6</b>	<b>85.5</b>	<b>33.9</b>	<b>90.5</b>	<b>TOTAL</b>

IRL	I	L	NL	P	UK	Size class
76.4	12.3	60.7	57.2	10.5	72.6	10 to 49
88.6	27.4	75.7	76.8	19.1	91.2	50 to 99
92.9	43.7	89.5	83.9	28.7	96.8	100 to 249
100.0	61.4	83.0	92.5	36.6	93.5	250 to 499
89.4	81.3	100.0	100.0	49.8	98.1	500 to 999
100.0	95.1	93.4	100.0	87.9	99.3	1000 and more
<b>89.5</b>	<b>47.6</b>	<b>80.6</b>	<b>85.5</b>	<b>33.9</b>	<b>90.5</b>	<b>TOTAL</b>

**6. PROPORTION OF EMPLOYEES WORKING FOR NON-TRAINERS**  
**PROPORTION D'EFFECTIFS DANS LES ENTREPRISES "NON-FORMATRICES"**  
**ANTEIL DER BESCHÄFTIGTEN VON NICHT-WEITERBILDERN**

%

 NACE Rev 1	EUR 12	B	DK	D	EL	E	F
<b>Section C</b>							
<b>Mining and quarrying</b>	15.8	27.9	100.0	4.2	58.7	42.7	12.3
<b>Section D</b>							
<b>Manufacturing</b>							
15-16 Food, beverages, tobacco	22.3	46.3	7.2	7.2	43.6	52.0	15.1
17-19 Textiles, clothing, leather	49.1	50.3	46.7	12.8	64.4	71.1	19.7
21-22 Paper, publishing, printing	19.2	12.9	6.1	5.1	39.7	49.4	20.8
23-26 Non-metallic products	15.5	40.0	5.4	2.7	42.9	38.3	6.0
27-28 Metals, metallic products	14.8	22.1	11.7	1.4	51.7	48.7	11.7
29-33 Machinery, electrical equipment	11.6	30.3	4.0	1.2	54.0	30.0	7.2
34-35 Transport equipment	7.5	8.0	6.2	0.0	37.6	12.9	3.9
20,36,37 Other types of manufacture	34.7	71.5	13.6	4.3	76.5	76.3	26.5
<b>Section E</b>							
<b>Electricity, gas, water</b>	1.9	7.2	:	0.7	8.7	5.4	0.7
<b>Section F</b>							
<b>Construction</b>	30.9	59.9	19.3	9.8	:	65.5	34.8
<b>Section G</b>							
<b>Wholesale, retail, repair</b>							
50 Sale and repair of vehicles	16.6	33.5	1.5	2.2	76.0	30.9	2.3
51 Wholesale, trade	25.1	52.9	5.9	4.0	65.3	50.6	22.6
52 Retail, trade, repairs	12.1	31.0	5.8	2.8	55.7	45.4	10.8
<b>Section H</b>							
<b>Hotels and restaurants</b>	28.7	35.8	8.7	22.9	77.1	71.8	28.9
<b>Section I</b>							
<b>Transport, communication</b>							
60-63 Transport and storage	22.3	38.9	16.9	:	43.8	32.8	16.6
64 Post and telecommunications	2.5	0	1.2	:	0	5.9	0.8
<b>Section J</b>							
<b>Financial intermediation</b>							
65-66 Banking and insurance	1.8	0	1.1	0	8.4	2.3	2.6
67 Auxiliary activities	6.9	0	0	:	80.6	22.5	18.9
<b>Section K and O</b>							
<b>Services for enterprises, renting, real estate</b>	15.4	31.5	1.0	:	:	48.3	16.0
<b>TOTAL</b>	<b>18.2</b>	<b>33.0</b>	<b>7.1</b>	<b>4.2</b>	<b>46.1</b>	<b>43.6</b>	<b>14.0</b>

Size class	EUR 12	B	DK	D	EL	E	F
10 to 49	43.7	54.4	11.4	15.9	85.5	73.9	42.4
50 to 99	25.8	50.8	6.8	7.2	56.6	57.6	18.4
100 to 249	17.5	51.3	3.1	2.3	39.3	44.7	14.5
250 to 499	10.5	23.2	2.4	0	33.0	24.3	4.6
500 to 999	5.3	0	2.5	0	13.0	16.7	3.5
1000 and more	1.0	0	0	0	6.9	1.3	0.5
<b>TOTAL</b>	<b>18.2</b>	<b>33.0</b>	<b>7.1</b>	<b>4.2</b>	<b>46.1</b>	<b>43.6</b>	<b>14.0</b>

**TOTAL  
TOTAL  
INSGESAMT**


%

IRL	I	L	NL	P	UK	NACE Rev 1
0	60.7	81.7	11.1	83.1	5.2	<b>Section C</b> <b>Mining and quarrying</b>
						<b>Section D</b> <b>Manufacturing</b>
3.5	55.9	39.1	18.7	75.1	2.9	Food, beverages, tobacco 15-16
9.4	80.7	73.8	34.2	82.5	21.1	Textiles, clothing, leather 17-19
3.0	54.1	12.2	15.4	78.1	6.5	Paper, publishing, printing 21-22
1.3	42.2	13.9	6.1	65.4	2.2	Non-metallic products 23-26
2.4	58.0	16.0	17.9	64.2	6.7	Metals, metallic products 27-28
1.3	40.6	18.5	9.5	36.4	3.3	Machinery, electrical equipment 29-33
5.2	21.6	44.7	11.0	34.3	2.9	Transport equipment 34-35
4.8	82.1	48.8	10.1	77.2	16.1	Other types of manufacture 20,36,37
						<b>Section E</b> <b>Electricity, gas, water</b>
	4.6	1.3	0	0.4	0	
						<b>Section F</b> <b>Construction</b>
28.9	73.1	45.4	30.9	80.1	12.6	
						<b>Section G</b> <b>Wholesale, retail, repair</b>
3.4	58.4	17.8	22.2	58.5	10.3	Sale and repair of vehicles 50
20.1	64.7	10.9	26.0	72.2	12.9	Wholesale, trade 51
17.0	41.0	27.0	16.8	61.6	5.1	Retail, trade, repairs 52
						<b>Section H</b> <b>Hotels and restaurants</b>
30.5	70.7	43.6	36.5	77.4	6.3	
						<b>Section I</b> <b>Transport, communication</b>
0.7	35.0	18.6	16.3	38.1	10.7	Transport and storage 60-63
96.4	1.3	13.1		0	0	Post and telecommunications 64
						<b>Section J</b> <b>Financial intermediation</b>
1.5	2.5	1.9	0.2	3.6	3.6	Banking and insurance 65-66
0	45.3	16.1	14.6	33.4	1.7	Auxiliary activities 67
						<b>Section K and O</b> <b>Services for enterprises, renting, real estate</b>
12.7	46.9	20.5	16.4	61.7	6.5	<b>TOTAL</b>

IRL	I	L	NL	P	UK	Size class
23.3	86.1	41.1	44.6	87.7	20.4	<b>10 to 49</b>
8.0	70.6	32.8	24.7	79.9	5.5	<b>50 to 99</b>
5.3	54.2	14.5	14.6	66.3	2.3	<b>100 to 249</b>
0	36.0	10.6	6.5	60.3	5.5	<b>250 to 499</b>
28.8	18.7	0	0	45.5	1.1	<b>500 to 999</b>
0	4.0	3.6	0	9.6	0.4	<b>1000 and more</b>
12.7	46.9	20.5	16.4	61.7	6.5	<b>TOTAL</b>

**7. PROPORTION OF EMPLOYEES WORKING FOR NON-TRAINERS**  
**PROPORTION D'EFFECTIFS DANS LES ENTREPRISES "NON-FORMATRICES"**  
**ANTEIL DER BESCHÄFTIGTEN VON NICHT-WEITERBILDERN**

%

 NACE Rev 1	EUR 12	B	DK	D	EL	E	F
<b>Section C</b>							
<b>Mining and quarrying</b>	15.6	27.0	100.0	4.3	58.9	41.5	11.9
<b>Section D</b>							
<b>Manufacturing</b>							
15-16 Food, beverages, tobacco	21.6	43.6	7.6	6.2	41.4	49.0	12.5
17-19 Textiles, clothing, leather	44.4	45.9	47.7	8.1	63.3	71.1	9.3
21-22 Paper, publishing, printing	18.3	9.8	6.7	4.8	37.9	50.0	20.0
23-26 Non-metallic products	16.0	41.6	5.8	2.3	40.6	40.1	5.8
27-28 Metals, metallic products	14.7	20.9	12.6	1.5	49.3	47.9	10.6
29-33 Machinery, electrical equipment	11.6	26.8	4.6	1.3	54.9	30.0	6.6
34-35 Transport equipment	7.3	8.3	5.5	:	38.1	13.1	3.8
20,36,37 Other types of manufacture	34.0	70.1	12.9	4.4	76.1	77.0	24.8
<b>Section E</b>							
<b>Electricity, gas, water</b>	2.2	7.1	:	0.8	10.2	5.4	0.7
<b>Section F</b>							
<b>Construction</b>	30.6	60.2	20.1	10.1	0.0	65.6	34.0
<b>Section G</b>							
<b>Wholesale, retail, repair</b>							
50 Sale and repair of vehicles	15.8	36.4	1.5	1.3	75.3	30.8	2.4
51 Wholesale, trade	25.5	50.3	6.2	4.2	65.2	53.9	23.3
52 Retail, trade, repairs	14.8	26.1	6.6	1.7	58.5	48.7	10.9
<b>Section H</b>							
<b>Hotels and restaurants</b>	34.3	44.5	12.5	27.5	77.3	73.4	29.3
<b>Section I</b>							
<b>Transport, communication</b>							
60-63 Transport and storage	21.7	40.7	19.2	:	41.8	34.2	17.9
64 Post and telecommunications	3.1	0	1.3	:	0	6.5	0.9
<b>Section J</b>							
<b>Financial intermediation</b>							
65-66 Banking and insurance	1.5	0	2.1	0	7.4	1.9	2.2
67 Auxiliary activities	5.4	0	0	:	76.3	22.1	16.6
<b>Section K and O</b>							
<b>Services for enterprises, renting, real estate</b>	15.1	31.9	0.8	:	:	43.4	17.0
<b>TOTAL</b>	<b>18.2</b>	<b>33.6</b>	<b>8.1</b>	<b>4.0</b>	<b>42.9</b>	<b>42.7</b>	<b>14.2</b>

Size class	EUR 12	B	DK	D	EL	E	F
10 to 49	44.0	54.9	13.1	14.9	85.8	74.3	43.3
50 to 99	25.9	50.8	6.9	7.4	58.2	55.5	19.6
100 to 249	16.8	52.8	3.3	1.7	36.6	42.0	12.4
250 to 499	10.3	25.3	2.1	0	33.8	21.0	4.7
500 to 999	5.1	0	2.9	0	11.1	13.7	3.3
1000 and more	0.9	0	0	0	6.9	1.1	0.6
<b>TOTAL</b>	<b>18.2</b>	<b>33.6</b>	<b>8.1</b>	<b>4.0</b>	<b>42.9</b>	<b>42.7</b>	<b>14.2</b>



**MALES**  
**HOMMES**  
**MÄNNLICH**


%

IRL	I	L	NL	P	UK	NACE Rev 1
0	61.5	82.4	:	83.1	0.7	<b>Section C</b> <b>Mining and quarrying</b>
						<b>Section D</b> <b>Manufacturing</b>
3.9	53.9	39.4	:	72.0	1.3	Food, beverages, tobacco 15-16
4.6	77.3	46.2	:	79.8	24.5	Textiles, clothing, leather 17-19
2.8	52.3	11.9	:	73.8	3.0	Paper, publishing, printing 21-22
1.8	41.1	8.3	:	64.5	1.5	Non-metallic products 23-26
2.5	57.0	15.6	:	64.4	1.4	Metals, metallic products 27-28
2.4	40.9	21.2	:	42.4	1.2	Machinery, electrical equipment 29-33
5.5	22.0	48.9	:	32.4	1.2	Transport equipment 34-35
5.5	82.5	48.4	:	77.1	5.9	Other types of manufacture 20,36,37
:	4.6	1.4	:	0.4	0	<b>Section E</b> <b>Electricity, gas, water</b>
29.5	73.6	45.6	:	80.0	3.2	<b>Section F</b> <b>Construction</b>
						<b>Section G</b> <b>Wholesale, retail, repair</b>
3.5	59.6	11.5	:	58.3	4.3	Sale and repair of vehicles 50
19.3	65.6	14.0	:	72.0	8.9	Wholesale, trade 51
22.0	40.2	23.4	:	67.7	7.0	Retail, trade, repairs 52
28.6	74.6	49.0	:	79.7	10.0	<b>Section H</b> <b>Hotels and restaurants</b>
						<b>Section I</b> <b>Transport, communication</b>
0.8	34.9	19.1	:	37.1	3.6	Transport and storage 60-63
96.4	1.7	14.2	:	0	0	Post and telecommunications 64
						<b>Section J</b> <b>Financial intermediation</b>
2.1	2.1	1.9	:	3.1	2.6	Banking and insurance 65-66
0	34.8	21.2	:	31.7	0.8	Auxiliary activities 67
1.1	39.5	9.5	:	31.0	4.8	<b>Section K and O</b> <b>Services for enterprises, renting, real estate</b>
<b>13.9</b>	<b>52.4</b>	<b>20.9</b>	<b>17.3</b>	<b>59.0</b>	<b>4.3</b>	<b>TOTAL</b>

IRL	I	L	NL	P	UK	Size class
23.1	85.3	41.8	45.3	86.5	14.1	10 to 49
5.9	69.8	35.7	25.3	79.3	3.3	50 to 99
4.0	53.3	15.9	14.1	62.7	1.7	100 to 249
0	35.0	7.7	6.1	58.3	4.9	250 to 499
37.5	18.7	0	0	42.5	0.7	500 to 999
0	3.8	2.2	0	8.3	0.2	1000 and more
<b>13.9</b>	<b>44.7</b>	<b>20.9</b>	<b>17.3</b>	<b>59.0</b>	<b>4.3</b>	<b>TOTAL</b>

**8. PROPORTION OF EMPLOYEES WORKING FOR NON-TRAINERS**  
**PROPORTION D'EFFECTIFS DANS LES ENTREPRISES "NON-FORMATRICES"**  
**ANTEIL DER BESCHÄFTIGTEN VON NICHT-WEITERBILDERN**

%

 NACE Rev 1	EUR 12	B	DK	D	EL	E	F
<b>Section C</b>							
<b>Mining and quarrying</b>	16.8	50.0	100.0	3.3	56.1	62.7	15.0
<b>Section D</b>							
<b>Manufacturing</b>							
15-16 Food, beverages, tobacco	23.5	53.2	6.5	8.3	46.4	58.5	20.2
17-19 Textiles, clothing, leather	51.8	54.0	46.3	15.3	65.0	71.2	26.2
21-22 Paper, publishing, printing	21.1	19.4	4.8	6.0	43.0	47.4	22.6
23-26 Non-metallic products	14.3	33.3	4.4	3.6	49.3	29.9	6.5
27-28 Metals, metallic products	15.5	38.0	6.6	1.1	63.3	56.4	17.8
29-33 Machinery, electrical equipment	11.4	45.7	2.2	0.6	50.5	30.0	8.4
34-35 Transport equipment	8.5	3.4	11.6	0.0	30.6	10.2	4.3
20,36,37 Other types of manufacture	36.7	76.7	16.3	4.1	77.9	73.0	30.4
<b>Section E</b>							
<b>Electricity, gas, water</b>	1.0	8.0	:	0.3	3.6	5.2	0.6
<b>Section F</b>							
<b>Construction</b>	33.9	54.4	11.2	7.6	:	63.7	41.3
<b>Section G</b>							
<b>Wholesale, retail, repair</b>							
50 Sale and repair of vehicles	19.8	14.7	1.4	5.5	78.8	31.3	2.2
51 Wholesale, trade	24.3	57.8	5.3	3.6	65.4	42.7	21.0
52 Retail, trade, repairs	10.5	35.9	5.2	3.3	53.6	42.3	10.7
<b>Section H</b>							
<b>Hotels and restaurants</b>	24.0	28.4	6.3	20.0	76.9	69.6	28.3
<b>Section I</b>							
<b>Transport, communication</b>							
60-63 Transport and storage	24.4	31.3	9.2	:	52.9	24.3	10.1
64 Post and telecommunications	1.1	0	1.1	:	0	4.5	0.5
<b>Section J</b>							
<b>Financial intermediation</b>							
65-66 Banking and insurance	2.1	0	0.2	0	10.0	3.4	3.0
67 Auxiliary activities	8.7	0	0	:	83.2	23.1	20.6
<b>Section K and O</b>							
<b>Services for enterprises, renting, real estate</b>	15.8	31.0	1.2	:	:	54.8	14.6
<b>TOTAL</b>	<b>18.4</b>	<b>31.3</b>	<b>5.2</b>	<b>4.7</b>	<b>51.6</b>	<b>46.3</b>	<b>13.7</b>

Size class	EUR 12	B	DK	D	EL	E	F
10 to 49	42.9	52.9	8.0	17.9	85.0	72.5	40.5
50 to 99	25.5	50.8	6.7	6.6	54.7	62.7	16.0
100 to 249	18.9	47.5	2.7	3.7	43.4	50.8	17.7
250 to 499	10.8	17.7	3.0	0	31.5	32.3	4.6
500 to 999	5.6	0	1.9	0	16.2	24.1	3.7
1000 and more	1.0	0	0	0	6.8	1.8	0.4
<b>TOTAL</b>	<b>18.4</b>	<b>31.3</b>	<b>5.2</b>	<b>4.7</b>	<b>51.6</b>	<b>46.3</b>	<b>13.7</b>

**FEMALES**  
**FEMMES**  
**WEIBLICH**

%

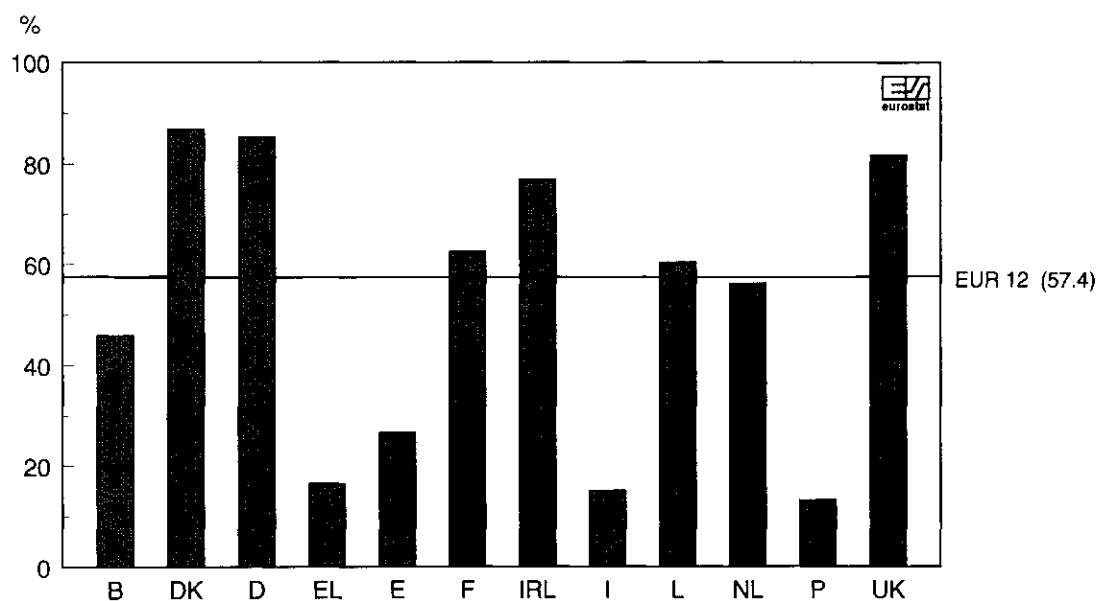
IRL	I	L	NL	P	UK	NACE Rev 1
0	52.8	76.9	:	83.1	29.0	<b>Section C</b> <b>Mining and quarrying</b>
						<b>Section D</b> <b>Manufacturing</b>
2.6	60.7	38.1	:	79.8	5.7	Food, beverages, tobacco 15-16
11.9	82.6	78.1	:	83.5	18.1	Textiles, clothing, leather 17-19
3.3	59.0	13.2	:	85.8	12.9	Paper, publishing, printing 21-22
0.5	46.3	45.8	:	67.7	3.8	Non-metallic products 23-26
1.6	64.4	24.5	:	63.5	21.4	Metals, metallic products 27-28
0.3	39.6	9.2	:	25.4	7.9	Machinery, electrical equipment 29-33
3.8	19.2	25.8	:	45.6	11.2	Transport equipment 34-35
3.4	80.8	52.0	:	77.2	36.1	Other types of manufacture 20,36,37
:	4.6	:	:	0.4	0	<b>Section E</b> <b>Electricity, gas, water</b>
20.4	67.5	42.9	:	81.3	41.7	<b>Section F</b> <b>Construction</b>
						<b>Section G</b> <b>Wholesale, retail, repair</b>
2.8	52.5	48.0	:	59.3	24.2	Sale and repair of vehicles 50
21.7	62.6	5.7	:	72.7	19.0	Wholesale, trade 51
14.0	41.7	29.3	:	56.7	4.2	Retail, trade, repairs 52
31.8	66.7	37.1	:	75.6	3.8	<b>Section H</b> <b>Hotels and restaurants</b>
						<b>Section I</b> <b>Transport, communication</b>
:	35.7	14.9	:	42.9	27.5	Transport and storage 60-63
96.3	0.4	9.3	:	0	0	Post and telecommunications 64
						<b>Section J</b> <b>Financial intermediation</b>
1.1	3.4	1.8	:	4.6	4.3	Banking and insurance 65-66
0	51.4	8.4	:	35.3	2.8	Auxiliary activities 67
1.4	52.9	27.4	:	29.6	5.6	<b>Section K and O</b> <b>Services for enterprises, renting, real estate</b>
<b>10.5</b>	<b>52.4</b>	<b>19.4</b>	<b>15.8</b>	<b>66.1</b>	<b>9.5</b>	<b>TOTAL</b>

IRL	I	L	NL	P	UK	Size class
23.6	87.7	39.3	42.8	89.5	27.4	10 to 49
11.4	72.6	24.3	23.2	80.9	8.8	50 to 99
7.1	56.3	10.5	16.1	71.3	3.2	100 to 249
0	38.6	17.0	7.5	63.4	6.5	250 to 499
10.6	18.7	0	0	50.2	1.9	500 to 999
0	4.9	6.6	0	12.1	0.7	1000 and more
<b>10.5</b>	<b>52.4</b>	<b>19.4</b>	<b>15.8</b>	<b>66.1</b>	<b>9.5</b>	<b>TOTAL</b>



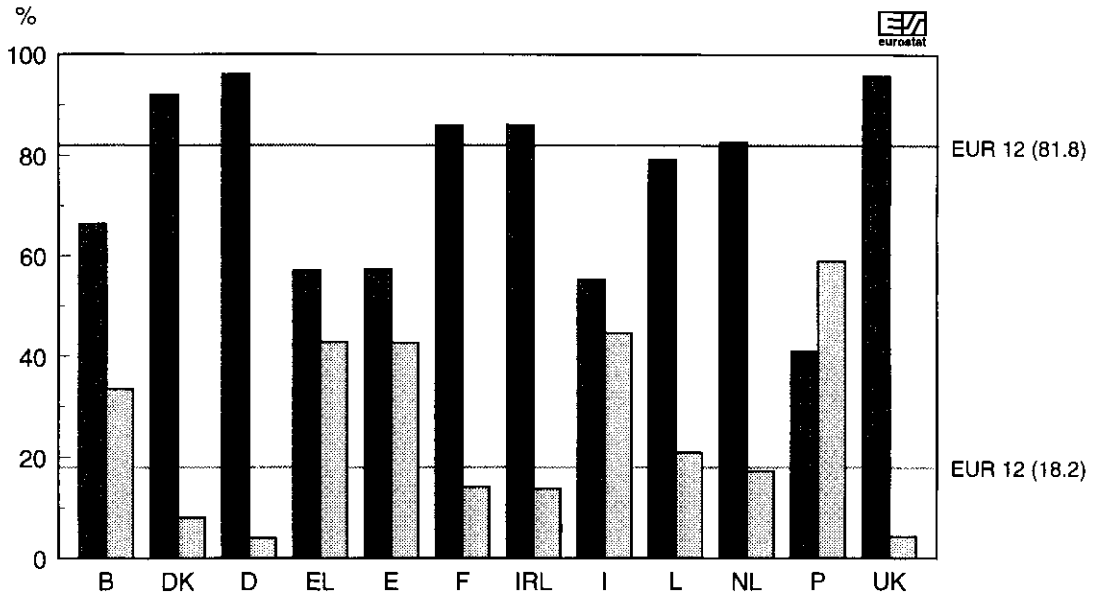
1-G

**PROPORTION OF ENTERPRISES OFFERING TRAINING (ANY TYPE)**  
**PROPORTION D'EFFECTIFS PROPOSANT DE LA FORMATION (TOUTES FORMES)**  
**ANTEIL DER WEITERBILDENDEN UNTERNEHMEN (ALLE FORMEN)**



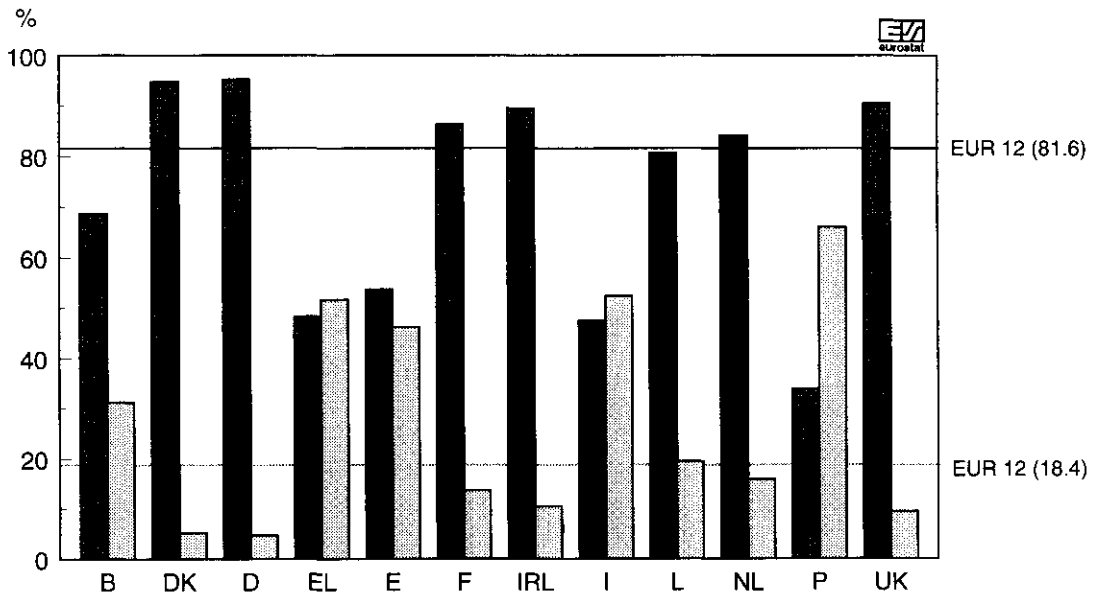
**2-G**

**PROPORTION OF EMPLOYEES WORKING FOR TRAINERS/NON-TRAINERS - MALES**  
**PROPORTION D'EFFECTIFS DANS LES ENTREPRISES "FORMATRICES" / "NON-FORMATRICES" - HOMMES**  
**ANTEIL DER MÄNNLICHEN BESCHÄFTIGTEN, DIE FÜR WEITERBILDER/NICHT-WEITERBILDER TÄTIG SIND**




**3-G**

**PROPORTION OF EMPLOYEES WORKING FOR TRAINERS/NON-TRAINERS - FEMALES**  
**PROPORTION D'EFFECTIFS DANS LES ENTREPRISES "FORMATRICES" / "NON-FORMATRICES" - FEMMES**  
**ANTEIL DER WEIBLICHEN BESCHÄFTIGTEN, DIE FÜR WEITERBILDER/NICHT-WEITERBILDER TÄTIG SIND**



Trainers/Entreprises formatrices/ Weiterbilder  
 Non-Trainers/Entreprises non-formatrices/Nicht-Weiterbilder

**9. PARTICIPANTS IN COURSES PER  
100 EMPLOYEES OF ALL ENTERPRISES  
PARTICIPATION DES SALARIES A LA FORMATION (COURS)  
EN % DU TOTAL DES SALARIES (TOTAL DES ENTREPRISES)  
TEILNEHMER AN LEHRVERANSTALTUNGEN (KURSEN)  
JE 100 BESCHÄFTIGTE IN ALLEN UNTERNEHMEN**

 NACE Rev 1	EUR 12	B	DK	D	EL	E	F
<b>Section C</b>							
<b>Mining and quarrying</b>	32	27	:	31	18	13	39
<b>Section D</b>							
<b>Manufacturing</b>							
15-16 Food, beverages, tobacco	24	22	19	14	19	12	32
17-19 Textiles, clothing, leather	8	5	9	8	9	4	20
21-22 Paper, publishing, printing	21	23	15	15	13	12	30
23-26 Non-metallic products	35	27	42	34	17	22	47
27-28 Metals, metallic products	19	24	22	16	15	15	33
29-33 Machinery, electrical equipment	30	25	28	29	13	25	40
34-35 Transport equipment	33	45	33	21	7	37	49
20,36,37 Other types of manufacture	9	2	27	7	5	2	20
<b>Section E</b>							
<b>Electricity, gas, water</b>	49	39	40	48	6	49	56
<b>Section F</b>							
<b>Construction</b>	14	5	19	13	:	8	17
<b>Section G</b>							
<b>Wholesale, retail, repair</b>							
50 Sale and repair of vehicles	29	28	35	32	5	25	28
51 Wholesale, trade	21	21	35	24	7	12	24
52 Retail, trade, repairs	27	26	35	22	11	15	24
<b>Section H</b>							
<b>Hotels and restaurants</b>	24	35	25	9	7	10	30
<b>Section I</b>							
<b>Transport, communication</b>							
60-63 Transport and storage	28	21	29	:	9	40	38
64 Post and telecommunications	54	50	17	:	17	32	70
<b>Section J</b>							
<b>Financial intermediation</b>							
65-66 Banking and insurance	56	46	39	55	30	55	68
67 Auxiliary activities	40	24	56	:	14	29	23
<b>Section K and O</b>							
<b>Services for enterprises,     renting, real estate</b>	34	28	52	:	:	15	35
<b>TOTAL</b>	<b>28</b>	<b>25</b>	<b>33</b>	<b>24</b>	<b>13</b>	<b>20</b>	<b>37</b>

Size class	EUR 12	B	DK	D	EL	E	F
10 to 49	13	14	34	15	4	7	12
50 to 99	19	15	31	17	12	8	24
100 to 249	24	16	35	16	17	15	31
250 to 499	30	30	31	20	19	26	43
500 to 999	35	46	31	24	24	31	45
1000 and more	44	42	28	36	18	45	54
<b>TOTAL</b>	<b>28</b>	<b>25</b>	<b>33</b>	<b>24</b>	<b>13</b>	<b>20</b>	<b>37</b>

TOTAL


TOTAL

INSGESAMT

IRL	I	L	NL	P	UK	NACE Rev 1
100	14	5	:	7	56	<b>Section C</b> <b>Mining and quarrying</b>
						<b>Section D</b> <b>Manufacturing</b>
54	7	4	20	6	50	Food, beverages, tobacco 15-16
20	1	:	11	3	14	Textiles, clothing, leather 17-19
38	8	20	22	7	30	Paper, publishing, printing 21-22
59	20	18	35	13	51	Non-metallic products 23-26
48	8	44	23	9	30	Metals, metallic products 27-28
47	19	15	29	25	38	Machinery, electrical equipment 29-33
47	21	0	19	31	36	Transport equipment 34-35
54	1	2	16	6	12	Other types of manufacture 20,36,37
:	32	16	37	41	72	<b>Section E</b> <b>Electricity, gas, water</b>
17	3	6	24	3	31	<b>Section F</b> <b>Construction</b>
						<b>Section G</b> <b>Wholesale, retail, repair</b>
33	10	29	31	14	35	Sale and repair of vehicles 50
33	9	25	18	11	23	Wholesale, trade 51
43	15	12	23	12	38	Retail, trade, repairs 52
31	7	26	16	11	37	<b>Section H</b> <b>Hotels and restaurants</b>
						<b>Section I</b> <b>Transport, communication</b>
64	19	17	45	25	24	Transport and storage 60-63
:	15	14	:	35	87	Post and telecommunications 64
						<b>Section J</b> <b>Financial intermediation</b>
74	55	57	47	55	57	Banking and insurance 65-66
35	15	13	35	40	45	Auxiliary activities 67
34	19	20	20	16	40	<b>Section K and O</b> <b>Services for enterprises, renting, real estate</b>
<b>43</b>	<b>15</b>	<b>25</b>	<b>26</b>	<b>13</b>	<b>39</b>	<b>TOTAL</b>

IRL	I	L	NL	P	UK	Size class
25	2	15	13	5	20	10 to 49
33	5	17	19	6	28	50 to 99
46	9	24	24	11	37	100 to 249
61	15	30	30	12	43	250 to 499
47	24	19	30	23	49	500 to 999
58	32	39	38	33	52	1000 and more
<b>43</b>	<b>15</b>	<b>25</b>	<b>26</b>	<b>13</b>	<b>39</b>	<b>TOTAL</b>

**9.1 PARTICIPANTS IN COURSES PER  
100 EMPLOYEES OF ALL ENTERPRISES  
PARTICIPATION DES SALAIRES A LA FORMATION (COURS)  
EN % DU TOTAL DES SALAIRES (TOTAL DES ENTREPRISES)  
TEILNEHMER AN LEHRVERANSTALTUNGEN (KURSEN)  
JE 100 BESCHÄFTIGTE IN ALLEN UNTERNEHMEN**

 NACE Rev 1	EUR 12	B	DK	D	EL	E	F
<b>Section C</b>							
<b>Mining and quarrying</b>	33	27	:	31	18	13	41
<b>Section D</b>							
<b>Manufacturing</b>							
15-16 Food, beverages, tobacco	24	23	19	15	17	13	35
17-19 Textiles, clothing, leather	11	8	15	12	8	5	26
21-22 Paper, publishing, printing	21	24	14	16	12	11	32
23-26 Non-metallic products	38	27	48	40	19	22	49
27-28 Metals, metallic products	19	24	23	15	16	15	34
29-33 Machinery, electrical equipment	31	27	29	29	13	25	46
34-35 Transport equipment	34	44	32	22	7	37	52
20,36,37 Other types of manufacture	10	2	27	8	5	2	20
<b>Section E</b>							
<b>Electricity, gas, water</b>	47	39	34	46	7	49	66
<b>Section F</b>							
<b>Construction</b>	15	5	19	12	:	8	17
<b>Section G</b>							
<b>Wholesale, retail, repair</b>							
50 Sale and repair of vehicles	30	27	37	35	5	27	26
51 Wholesale, trade	22	24	37	27	6	12	24
52 Retail, trade, repairs	30	28	31	32	9	14	31
<b>Section H</b>							
<b>Hotels and restaurants</b>	23	29	21	11	6	10	33
<b>Section I</b>							
<b>Transport, communication</b>							
60-63 Transport and storage	29	19	22	:	9	40	39
64 Post and telecommunications	57	49	18	:	18	32	82
<b>Section J</b>							
<b>Financial intermediation</b>							
65-66 Banking and insurance	60	47	42	63	30	56	73
67 Auxiliary activities	42	26	61	:	16	29	24
<b>Section K and O</b>							
<b>Services for enterprises, renting, real estate</b>	34	26	56	:	:	17	33
<b>TOTAL</b>	<b>29</b>	<b>25</b>	<b>32</b>	<b>25</b>	<b>13</b>	<b>21</b>	<b>39</b>

Size class	EUR 12	B	DK	D	EL	E	F
10 to 49	13	13	31	15	3	7	10
50 to 99	19	14	32	18	11	9	24
100 to 249	23	15	35	15	16	15	32
250 to 499	32	28	33	22	18	28	45
500 to 999	36	46	32	25	25	34	47
1000 and more	45	42	31	38	18	47	59
<b>TOTAL</b>	<b>29</b>	<b>25</b>	<b>32</b>	<b>25</b>	<b>13</b>	<b>21</b>	<b>39</b>



**MALES**


**HOMMES**

**MÄNNLICH**

IRL	I	L	NL	P	UK	NACE Rev 1
100	13	4	:	7	61	<b>Section C</b> <b>Mining and quarrying</b>
						<b>Section D</b> <b>Manufacturing</b>
59	8	5	22	6	49	Food, beverages, tobacco 15-16
27	2	:	16	4	16	Textiles, clothing, leather 17-19
38	8	21	23	7	30	Paper, publishing, printing 21-22
56	21	19	38	14	53	Non-metallic products 23-26
48	8	45	23	9	32	Metals, metallic products 27-28
46	20	17	29	22	38	Machinery, electrical equipment 29-33
46	23	:	18	32	37	Transport equipment 34-35
43	1	2	16	6	14	Other types of manufacture 20,36,37
:	33	16	33	41	66	<b>Section E</b> <b>Electricity, gas, water</b>
16	3	5	25	3	34	<b>Section F</b> <b>Construction</b>
						<b>Section G</b> <b>Wholesale, retail, repair</b>
34	11	35	32	15	38	Sale and repair of vehicles 50
34	10	22	19	12	27	Wholesale, trade 51
41	17	10	20	10	38	Retail, trade, repairs 52
31	6	21	17	9	37	<b>Section H</b> <b>Hotels and restaurants</b>
						<b>Section I</b> <b>Transport, communication</b>
64	19	15	43	25	24	Transport and storage 60-63
:	17	14	:	35	87	Post and telecommunications 64
						<b>Section J</b> <b>Financial intermediation</b>
71	59	62	52	57	59	Banking and insurance 65-66
39	17	10	38	47	47	Auxiliary activities 67
31	22	22	22	22	42	<b>Section K and O</b> <b>Services for enterprises, renting, real estate</b>
<b>42</b>	<b>16</b>	<b>24</b>	<b>27</b>	<b>15</b>	<b>40</b>	<b>TOTAL</b>

IRL	I	L	NL	P	UK	Size class
26	2	15	14	5	22	10 to 49
36	5	14	20	6	30	50 to 99
48	10	21	26	11	37	100 to 249
60	16	29	33	14	43	250 to 499
37	25	21	32	27	51	500 to 999
57	34	41	40	36	52	1000 and more
<b>42</b>	<b>16</b>	<b>24</b>	<b>27</b>	<b>15</b>	<b>40</b>	<b>TOTAL</b>

**9.2 PARTICIPANTS IN COURSES PER  
100 EMPLOYEES OF ALL ENTERPRISES  
PARTICIPATION DES SALARIES A LA FORMATION (COURS)  
EN % DU TOTAL DES SALARIES (TOTAL DES ENTREPRISES)  
TEILNEHMER AN LEHRVERANSTALTUNGEN (KURSEN)  
JE 100 BESCHÄFTIGTE IN ALLEN UNTERNEHMEN**

 NACE Rev 1	EUR 12	B	DK	D	EL	E	F
<b>Section C</b>							
<b>Mining and quarrying</b>	32	38	:	36	17	16	18
<b>Section D</b>							
<b>Manufacturing</b>							
15-16 Food, beverages, tobacco	22	20	19	14	22	9	27
17-19 Textiles, clothing, leather	6	3	7	5	10	3	16
21-22 Paper, publishing, printing	20	20	17	13	16	16	25
23-26 Non-metallic products	29	29	30	19	13	24	40
27-28 Metals, metallic products	20	20	15	21	8	10	28
29-33 Machinery, electrical equipment	28	17	24	28	12	27	29
34-35 Transport equipment	24	54	43	14	17	32	34
20,36,37 Other types of manufacture	9	1	25	6	6	3	20
<b>Section E</b>							
<b>Electricity, gas, water</b>	52	39	64	55	5	48	13
<b>Section F</b>							
<b>Construction</b>	18	15	26	21	:	11	19
<b>Section G</b>							
<b>Wholesale, retail, repair</b>							
50 Sale and repair of vehicles	25	35	18	23	3	14	37
51 Wholesale, trade	18	15	29	19	8	14	26
52 Retail, trade, repairs	26	23	38	18	13	17	20
<b>Section H</b>							
<b>Hotels and restaurants</b>	24	39	27	8	8	11	27
<b>Section I</b>							
<b>Transport, communication</b>							
60-63 Transport and storage	32	31	55	:	8	39	32
64 Post and telecommunications	47	50	15	:	12	32	51
<b>Section J</b>							
<b>Financial intermediation</b>							
65-66 Banking and insurance	52	43	37	49	30	52	62
67 Auxiliary activities	37	22	52	:	13	30	22
<b>Section K and O</b>							
<b>Services for enterprises, renting, real estate</b>	31	31	48	:	:	12	37
<b>TOTAL</b>	<b>27</b>	<b>28</b>	<b>34</b>	<b>22</b>	<b>13</b>	<b>18</b>	<b>33</b>

Size class	EUR 12	B	DK	D	EL	E	F
10 to 49	14	17	39	15	5	8	15
50 to 99	18	17	29	16	14	7	25
100 to 249	24	19	35	17	18	13	29
250 to 499	28	35	29	17	20	23	39
500 to 999	34	47	29	23	21	24	43
1000 and more	40	43	24	32	19	38	43
<b>TOTAL</b>	<b>27</b>	<b>28</b>	<b>34</b>	<b>22</b>	<b>13</b>	<b>18</b>	<b>33</b>

# FEMALES


# FEMMES

# WEIBLICH

IRL	I	L	NL	P	UK	NACE Rev 1
100	23	15	:	7	32	<b>Section C</b> <b>Mining and quarrying</b>
						<b>Section D</b> <b>Manufacturing</b>
42	5	4	13	5	52	Food, beverages, tobacco 15-16
17	1	:	4	3	11	Textiles, clothing, leather 17-19
38	7	18	18	6	31	Paper, publishing, printing 21-22
65	15	13	23	10	47	Non-metallic products 23-26
49	5	17	20	7	24	Metals, metallic products 27-28
48	17	8	27	32	37	Machinery, electrical equipment 29-33
54	9	:	29	20	33	Transport equipment 34-35
72	1	7	13	6	7	Other types of manufacture 20,36,37
:	28	13	59	42	80	<b>Section E</b> <b>Electricity, gas, water</b>
24	5	10	15	5	20	<b>Section F</b> <b>Construction</b>
						<b>Section G</b> <b>Wholesale, retail, repair</b>
26	8	3	27	9	28	Sale and repair of vehicles 50
30	8	30	17	11	17	Wholesale, trade 51
44	13	14	24	13	39	Retail, trade, repairs 52
31	7	32	15	12	37	<b>Section H</b> <b>Hotels and restaurants</b>
						<b>Section I</b> <b>Transport, communication</b>
63	24	26	52	24	25	Transport and storage 60-63
:	11	15	:	34	88	Post and telecommunications 64
						<b>Section J</b> <b>Financial intermediation</b>
76	48	51	41	49	55	Banking and insurance 65-66
30	14	18	31	34	44	Auxiliary activities 67
41	15	17	18	10	36	<b>Section K and O</b> <b>Services for enterprises, renting, real estate</b>
44	11	26	24	11	37	<b>TOTAL</b>

IRL	I	L	NL	P	UK	Size class
23	2	14	11	4	18	10 to 49
27	4	24	16	6	25	50 to 99
42	8	33	18	10	37	100 to 249
63	13	32	23	8	41	250 to 499
67	20	10	24	16	46	500 to 999
60	27	36	34	27	52	1000 and more
44	11	26	24	11	37	<b>TOTAL</b>

**9.3 PARTICIPANTS IN COURSES PER  
100 EMPLOYEES OF ALL ENTERPRISES  
PARTICIPATION DES SALARIES A LA FORMATION (COURS)  
EN % DU TOTAL DES SALARIES (TOTAL DES ENTREPRISES)  
TEILNEHMER AN LEHRVERANSTALTUNGEN (KURSEN)  
JE 100 BESCHÄFTIGTE IN ALLEN UNTERNEHMEN**

 NACE Rev 1	EUR12 (1)	B (2)	DK	D	EL	E	F
<b>Section C</b>							
<b>Mining and quarrying</b>	43	65	:	47	15	18	:
<b>Section D</b>							
<b>Manufacturing</b>							
15-16 Food, beverages, tobacco	35	43	26	24	16	26	:
17-19 Textiles, clothing, leather	20	8	6	20	5	6	:
21-22 Paper, publishing, printing	32	37	26	28	7	17	:
23-26 Non-metallic products	53	50	34	78	18	34	:
27-28 Metals, metallic products	26	44	12	22	12	16	:
29-33 Machinery, electrical equipment	36	47	24	28	16	37	:
34-35 Transport equipment	52	68	17	38	2	48	:
20,36,37 Other types of manufacture	17	6	41	21	8	5	:
<b>Section E</b>							
<b>Electricity, gas, water</b>	64	83	66	49	7	57	:
<b>Section F</b>							
<b>Construction</b>	28	16	25	29	:	14	:
<b>Section G</b>							
<b>Wholesale, retail, repair</b>							
50 Sale and repair of vehicles	32	35	29	40	13	24	:
51 Wholesale, trade	27	38	36	29	8	17	:
52 Retail, trade, repairs	46	41	49	55	12	19	:
<b>Section H</b>							
<b>Hotels and restaurants</b>	40	48	64	14	4	14	:
<b>Section I</b>							
<b>Transport, communication</b>							
60-63 Transport and storage	36	29	31	:	6	61	:
64 Post and telecommunications	74	82	37	:	12	31	:
<b>Section J</b>							
<b>Financial intermediation</b>							
65-66 Banking and insurance	58	59	41	73	34	59	:
67 Auxiliary activities	45	27	39	:	9	33	:
<b>Section K and O</b>							
<b>Services for enterprises,     renting, real estate</b>	52	51	60	:	:	28	:
<b>TOTAL</b>	<b>43</b>	<b>47</b>	<b>43</b>	<b>39</b>	<b>16</b>	<b>32</b>	<b>49</b>

Size class	EUR12 (1)	B	DK	D	EL	E	F
10 to 49	24	25	46	23	4	13	:
50 to 99	31	34	40	27	11	16	:
100 to 249	40	37	37	33	14	24	:
250 to 499	49	52	31	38	23	40	:
500 to 999	59	67	54	39	27	54	:
1000 and more	62	65	40	66	28	58	:
<b>TOTAL</b>	<b>43</b>	<b>47</b>	<b>43</b>	<b>39</b>	<b>16</b>	<b>32</b>	<b>49</b>

(1) excludes NL, F only included in TOTAL  
(1) NL exclue, F uniquement inclus dans TOTAL  
(1) ohne NL, F nur in TOTAL enthalten


(2) including associate and technical staff  
(2) professions intermédiaires et techniques inclus  
(2) einschließlich Techniker und gleichrangige technische Führungskräfte

**MANAGERS AND  
SCIENTIFIC STAFF  
DIRIGEANTS ET SPECIALISTES  
DES SCIENCES  
FÜHRUNGSKRÄFTE UND  
WISSENSCHAFTLER**

IRL	I	L	NL	P	UK	NACE Rev 1
100	23	38	:	8	53	<b>Section C</b> <b>Mining and quarrying</b>
						<b>Section D</b> <b>Manufacturing</b>
65	22	5	:	7	49	Food, beverages, tobacco 15-16
56	5	:	:	4	34	Textiles, clothing, leather 17-19
42	18	18	:	13	37	Paper, publishing, printing 21-22
65	29	24	:	14	60	Non-metallic products 23-26
59	12	73	:	11	33	Metals, metallic products 27-28
62	29	24	:	21	44	Machinery, electrical equipment 29-33
74	40	:	:	48	61	Transport equipment 34-35
60	4	8	:	6	19	Other types of manufacture 20,36,37
:	32	30	:	97	81	<b>Section E</b> <b>Electricity, gas, water</b>
27	9	13	:	6	37	<b>Section F</b> <b>Construction</b>
						<b>Section G</b> <b>Wholesale, retail, repair</b>
41	14	25	:	11	35	Sale and repair of vehicles 50
43	20	27	:	14	27	Wholesale, trade 51
56	26	19	:	7	48	Retail, trade, repairs 52
38	9	9	:	6	48	<b>Section H</b> <b>Hotels and restaurants</b>
						<b>Section I</b> <b>Transport, communication</b>
33	18	33	:	37	36	Transport and storage 60-63
1	86	8	:	78	93	Post and telecommunications 64
						<b>Section J</b> <b>Financial intermediation</b>
78	67	63	:	52	55	Banking and insurance 65-66
38	23	6	:	24	47	Auxiliary activities 67
57	41	33	:	18	54	<b>Section K and O</b> <b>Services for enterprises, renting, real estate</b>
53	36	37	:	19	48	<b>TOTAL</b>

IRL	I	L	NL	P	UK	Size class
36	5	23	:	4	25	10 to 49
45	13	26	:	9	36	50 to 99
62	22	45	:	19	48	100 to 249
59	35	72	:	21	56	250 to 499
68	47	39	:	44	66	500 to 999
86	61	53	:	62	65	1000 and more
53	36	37	:	19	48	<b>TOTAL</b>

**9.4 PARTICIPANTS IN COURSES PER  
100 EMPLOYEES OF ALL ENTERPRISES  
PARTICIPATION DES SALARIES A LA FORMATION (COURS)  
EN % DU TOTAL DES SALARIES (TOTAL DES ENTREPRISES)  
TEILNEHMER AN LEHRVERANSTALTUNGEN (KURSEN)  
JE 100 BESCHÄFTIGTE IN ALLEN UNTERNEHMEN**

 NACE Rev 1	EUR12 (1)	B (2)	DK	D	EL	E	F
<b>Section C</b>							
Mining and quarrying	62	X	:	57	9	39	:
<b>Section D</b>							
Manufacturing							
15-16 Food, beverages, tobacco	41	X	19	42	30	29	:
17-19 Textiles, clothing, leather	17	X	3	21	6	8	:
21-22 Paper, publishing, printing	31	X	15	42	36	21	:
23-26 Non-metallic products	58	X	29	73	25	39	:
27-28 Metals, metallic products	33	X	9	34	39	27	:
29-33 Machinery, electrical equipment	45	X	34	37	14	45	:
34-35 Transport equipment	41	X	5	30	20	52	:
20,36,37 Other types of manufacture	20	X	36	28	13	7	:
<b>Section E</b>							
Electricity, gas, water	61	X	12	46	56	65	:
<b>Section F</b>							
Construction	31	X	16	30	:	24	:
<b>Section G</b>							
Wholesale, retail, repair							
50 Sale and repair of vehicles	45	X	20	55	3	39	:
51 Wholesale, trade	32	X	48	44	18	26	:
52 Retail, trade, repairs	53	X	86	53	13	19	:
<b>Section H</b>							
Hotels and restaurants	32	X	10	21	13	26	:
<b>Section I</b>							
Transport, communication							
60-63 Transport and storage	45	X	50	:	9	52	:
64 Post and telecommunications	72	X	32	:	17	30	:
<b>Section J</b>							
Financial intermediation							
65-66 Banking and insurance	57	X	19	49	33	60	:
67 Auxiliary activities	47	X	67	:	1	36	:
<b>Section K and O</b>							
Services for enterprises, renting, real estate	45	X	62	:	:	29	:
<b>TOTAL</b>	<b>45</b>	<b>X</b>	<b>47</b>	<b>42</b>	<b>23</b>	<b>37</b>	<b>45</b>

Size class	EUR12 (1)	B (2)	DK	D	EL	E	F
10 to 49	26	X	52	29	10	17	:
50 to 99	31	X	43	34	14	18	:
100 to 249	43	X	51	35	16	29	:
250 to 499	45	X	21	42	31	42	:
500 to 999	54	X	42	50	36	54	:
1000 and more	59	X	43	53	40	56	:
<b>TOTAL</b>	<b>45</b>	<b>X</b>	<b>47</b>	<b>42</b>	<b>23</b>	<b>37</b>	<b>45</b>

(1) excludes B and NL, F only included in TOTAL  
(1) B, NL exclue, F uniquement inclue dans TOTAL  
(1) ohne B und NL, F nur in TOTAL enthalten


(2) included in table 9.3  
(2) inclues dans le tableau 9.3  
(2) in Tabelle 9.3 enthalten

**ASSOCIATE PROFESSIONAL AND  
TECHNICAL STAFF  
PROFESSIONS INTERMEDIAIRES  
ET TECHNIQUES  
TECHNIKER UND GLEICHRANGIGE NICHT-  
TECHNISCHE FÜHRUNGSKRÄFTE**

IRL	I	L	NL	P	UK	NACE Rev 1
100	57	11	:	14	81	<b>Section C</b> Mining and quarrying
						<b>Section D</b> Manufacturing
61	28	9	:	13	53	Food, beverages, tobacco 15-16
41	7	:	:	7	29	Textiles, clothing, leather 17-19
33	16	42	:	11	33	Paper, publishing, printing 21-22
70	43	44	:	19	61	Non-metallic products 23-26
62	20	47	:	14	37	Metals, metallic products 27-28
79	45	32	:	57	56	Machinery, electrical equipment 29-33
15	66	2	:	29	41	Transport equipment 34-35
86	6	14	:	23	13	Other types of manufacture 20,36,37
:	41	6	:	95	84	<b>Section E</b> Electricity, gas, water
52	16	22	:	6	43	<b>Section F</b> Construction
						<b>Section G</b> Wholesale, retail, repair
50	17	25	:	19	44	Sale and repair of vehicles 50
52	23	30	:	16	18	Wholesale, trade 51
69	31	19	:	26	58	Retail, trade, repairs 52
:	19	39	:	18	44	<b>Section H</b> Hotels and restaurants
						<b>Section I</b> Transport, communication
54	22	22	:	25	59	Transport and storage 60-63
0	63	45	:	56	92	Post and telecommunications 64
						<b>Section J</b> Financial intermediation
95	62	54	:	68	64	Banking and insurance 65-66
58	18	26	:	65	44	Auxiliary activities 67
44	41	26	:	26	47	<b>Section K and O</b> Services for enterprises, renting, real estate
62	39	34	:	26	52	<b>TOTAL</b>

IRL	I	L	NL	P	UK	Size class
44	9	31	:	8	25	10 to 49
66	12	20	:	9	38	50 to 99
56	24	29	:	21	53	100 to 249
75	35	57	:	25	53	250 to 499
71	45	40	:	32	61	500 to 999
52	53	36	:	59	66	1000 and more
62	39	34	:	26	52	<b>TOTAL</b>

**9.5 PARTICIPANTS IN COURSES PER  
100 EMPLOYEES OF ALL ENTERPRISES  
PARTICIPATION DES SALARIES A LA FORMATION (COURS)  
EN % DU TOTAL DES SALARIES (TOTAL DES ENTREPRISES)  
TEILNEHMER AN LEHRVERANSTALTUNGEN (KURSEN)  
JE 100 BESCHÄFTIGTE IN ALLEN UNTERNEHMEN**

 NACE Rev 1	EUR12 (1)	B	DK	D	EL	E	F
<b>Section C</b>							
<b>Mining and quarrying</b>	59	33	:	73	12	31	:
<b>Section D</b>							
<b>Manufacturing</b>							
15-16 Food, beverages, tobacco	26	25	16	28	16	21	:
17-19 Textiles, clothing, leather	11	19	16	14	5	9	:
21-22 Paper, publishing, printing	24	29	14	21	12	16	:
23-26 Non-metallic products	42	36	47	51	16	33	:
27-28 Metals, metallic products	27	32	25	30	14	16	:
29-33 Machinery, electrical equipment	34	34	32	39	14	28	:
34-35 Transport equipment	30	62	31	18	10	37	:
20,36,37 Other types of manufacture	13	2	31	16	13	5	:
<b>Section E</b>							
<b>Electricity, gas, water</b>	53	39	54	61	3	52	:
<b>Section F</b>							
<b>Construction</b>	21	15	22	24	:	15	:
<b>Section G</b>							
<b>Wholesale, retail, repair</b>							
50 Sale and repair of vehicles	29	41	44	31	4	19	:
51 Wholesale, trade	24	21	43	34	8	13	:
52 Retail, trade, repairs	30	28	35	24	12	18	:
<b>Section H</b>							
<b>Hotels and restaurants</b>	28	41	14	16	10	11	:
<b>Section I</b>							
<b>Transport, communication</b>							
60-63 Transport and storage	32	35	50	:	7	48	:
64 Post and telecommunications	30	57	16	:	11	71	:
<b>Section J</b>							
<b>Financial intermediation</b>							
65-66 Banking and insurance	57	41	43	64	31	55	:
67 Auxiliary activities	42	24	62	:	15	26	:
<b>Section K and O</b>							
<b>Services for enterprises,     renting, real estate</b>	33	40	59	:	:	18	:
<b>TOTAL</b>	<b>34</b>	<b>34</b>	<b>36</b>	<b>38</b>	<b>13</b>	<b>27</b>	<b>39</b>

Size class	EUR12 (1)	B	DK	D	EL	E	F
10 to 49	20	23	37	27	5	10	:
50 to 99	24	26	38	32	12	11	:
100 to 249	28	28	35	28	14	20	:
250 to 499	37	42	41	32	18	34	:
500 to 999	40	47	33	37	27	38	:
1000 and more	45	44	32	47	19	52	:
<b>TOTAL</b>	<b>34</b>	<b>34</b>	<b>36</b>	<b>38</b>	<b>13</b>	<b>27</b>	<b>39</b>

(1) excludes NL, F only included in TOTAL  
(1) NL exclue, F uniquement incluse dans TOTAL  
(1) ohne NL, F nur in TOTAL enthalten




**CLERICAL, SECRETARIAL,  
SERVICE AND SHOP WORKERS  
EMPLOYES DE TYPE ADMINISTRATIF, PERSONNEL  
DES SERVICES ET VENDEURS DE MAGASIN ET DE MARCHÉ  
BÜROKRÄFTE, KAUFMÄNNISCHE ANGESTELLTE,  
DIENSTLEISTUNGSBERUFE UND VERKÄUFER**

IRL	I	L	NL	P	UK	NACE Rev 1
100	27	20	:	11	55	<b>Section C</b> <b>Mining and quarrying</b>
						<b>Section D</b> <b>Manufacturing</b>
59	14	8	:	8	43	Food, beverages, tobacco 15-16
27	4	:	:	5	26	Textiles, clothing, leather 17-19
46	13	22	:	11	37	Paper, publishing, printing 21-22
63	26	43	:	15	59	Non-metallic products 23-26
54	13	21	:	8	37	Metals, metallic products 27-28
42	28	21	:	27	37	Machinery, electrical equipment 29-33
24	36	:	:	26	32	Transport equipment 34-35
55	3	5	:	10	18	Other types of manufacture 20,36,37
:	41	7	:	36	70	<b>Section E</b> <b>Electricity, gas, water</b>
24	7	12	:	5	31	<b>Section F</b> <b>Construction</b>
						<b>Section G</b> <b>Wholesale, retail, repair</b>
36	12	31	:	15	36	Sale and repair of vehicles 50
34	13	22	:	12	20	Wholesale, trade 51
35	18	18	:	12	41	Retail, trade, repairs 52
29	10	24	:	9	36	<b>Section H</b> <b>Hotels and restaurants</b>
						<b>Section I</b> <b>Transport, communication</b>
67	32	17	:	26	25	Transport and storage 60-63
1	13	13	:	31	90	Post and telecommunications 64
						<b>Section J</b> <b>Financial intermediation</b>
67	55	56	:	55	56	Banking and insurance 65-66
22	15	12	:	23	45	Auxiliary activities 67
38	26	21	:	14	35	<b>Section K and O</b> <b>Services for enterprises, renting, real estate</b>
<b>43</b>	<b>24</b>	<b>35</b>	<b>:</b>	<b>19</b>	<b>40</b>	<b>TOTAL</b>

IRL	I	L	NL	P	UK	Size class
26	5	20	:	6	24	10 to 49
32	8	29	:	8	28	50 to 99
41	16	40	:	16	38	100 to 249
73	25	47	:	20	50	250 to 499
62	32	18	:	32	50	500 to 999
50	35	47	:	34	50	1000 and more
<b>43</b>	<b>24</b>	<b>35</b>	<b>:</b>	<b>19</b>	<b>40</b>	<b>TOTAL</b>

**9.6 PARTICIPANTS IN COURSES PER  
100 EMPLOYEES OF ALL ENTERPRISES  
PARTICIPATION DES SALAIRES A LA FORMATION (COURS)  
EN % DU TOTAL DES SALAIRES (TOTAL DES ENTREPRISES)  
TEILNEHMER AN LEHRVERANSTALTUNGEN (KURSEN)  
JE 100 BESCHÄFTIGTE IN ALLEN UNTERNEHMEN**

 NACE Rev 1	EUR12 (1)	B	DK	D	EL	E	F
<b>Section C</b>							
<b>Mining and quarrying</b>	23	20	:	21	20	10	:
<b>Section D</b>							
<b>Manufacturing</b>							
15-16 Food, beverages, tobacco	18	19	19	6	20	7	:
17-19 Textiles, clothing, leather	4	3	9	5	10	3	:
21-22 Paper, publishing, printing	13	16	12	11	13	8	:
23-26 Non-metallic products	24	20	45	20	17	15	:
27-28 Metals, metallic products	13	20	22	11	14	13	:
29-33 Machinery, electrical equipment	23	19	24	25	11	17	:
34-35 Transport equipment	24	41	61	20	6	34	:
20,36,37 Other types of manufacture	5	1	21	3	3	1	:
<b>Section E</b>							
<b>Electricity, gas, water</b>	37	4	15	44	2	41	:
<b>Section F</b>							
<b>Construction</b>	10	3	11	9	:	5	:
<b>Section G</b>							
<b>Wholesale, retail, repair</b>							
50 Sale and repair of vehicles	26	20	2	28	4	26	:
51 Wholesale, trade	13	12	11	9	2	7	:
52 Retail, trade, repairs	15	12	7	8	7	8	:
<b>Section H</b>							
<b>Hotels and restaurants</b>	15	31	24	5	4	8	:
<b>Section I</b>							
<b>Transport, communication</b>							
60-63 Transport and storage	18	11	19	:	11	31	:
64 Post and telecommunications	57	21	13	:	25	16	:
<b>Section J</b>							
<b>Financial intermediation</b>							
65-66 Banking and insurance	20	12	17	19	12	6	:
67 Auxiliary activities	6	8	0	:	:	6	:
<b>Section K and O</b>							
<b>Services for enterprises, renting, real estate</b>	19	6	19	:	:	6	:
<b>TOTAL</b>	<b>17</b>	<b>14</b>	<b>18</b>	<b>14</b>	<b>12</b>	<b>12</b>	<b>27</b>

Size class	EUR12 (1)	B	DK	D	EL	E	F
10 to 49	7	7	14	8	4	4	:
50 to 99	11	7	16	9	12	5	:
100 to 249	14	7	30	8	18	9	:
250 to 499	18	16	27	12	18	17	:
500 to 999	22	38	19	13	20	17	:
1000 and more	31	32	12	24	13	33	:
<b>TOTAL</b>	<b>17</b>	<b>14</b>	<b>18</b>	<b>14</b>	<b>12</b>	<b>12</b>	<b>27</b>

(1) excludes NL, F only included in TOTAL  
(1) NL exclue, F uniquement inclue dans TOTAL  
(1) ohne NL, F nur in TOTAL enthalten

**CRAFT AND TRADE WORKERS, OPERATIVES  
AND ELEMENTARY OCCUPATIONS**

**OUVRIERS DES METIERS DU TYPE ARTISANAL, CONDUCTEURS D'INSTALLATIONS  
ET DE MACHINES, OUVRIERS DE L'ASSEMBLAGE, OUV. ET EML. NON QUALIFIES**

**HANDWERKS- UND VERWANDTE BERUFE, ANLAGEN- UND MASCHINEN-  
BEDIENER SOWIE MONTIERER UND HILFSARBEITSKRÄFTE**


IRL	I	L	NL	P	UK	NACE Rev 1
100	5	1	:	6	51	<b>Section C</b> <b>Mining and quarrying</b>
						<b>Section D</b> <b>Manufacturing</b>
50	4	2	:	4	51	Food, beverages, tobacco 15-16
16	:	:	:	3	9	Textiles, clothing, leather 17-19
34	5	16	:	4	24	Paper, publishing, printing 21-22
56	14	10	:	11	46	Non-metallic products 23-26
45	6	44	:	9	28	Metals, metallic products 27-28
41	13	9	:	21	29	Machinery, electrical equipment 29-33
55	13	:	:	28	32	Transport equipment 34-35
51	1	:	:	6	10	Other types of manufacture 20,36,37
:	22	25	:	31	61	<b>Section E</b> <b>Electricity, gas, water</b>
11	2	4	:	3	26	<b>Section F</b> <b>Construction</b>
						<b>Section G</b> <b>Wholesale, retail, repair</b>
25	9	30	:	13	32	Sale and repair of vehicles 50
21	2	26	:	6	24	Wholesale, trade 51
66	7	9	:	7	25	Retail, trade, repairs 52
30	6	27	:	16	33	<b>Section H</b> <b>Hotels and restaurants</b>
						<b>Section I</b> <b>Transport, communication</b>
69	9	14	:	23	18	Transport and storage 60-63
:	29	:	:	25	84	Post and telecommunications 64
						<b>Section J</b> <b>Financial intermediation</b>
51	4	35	:	11	62	Banking and insurance 65-66
:	:	:	:	:	11	Auxiliary activities 67
18	5	14	:	9	27	<b>Section K and O</b> <b>Services for enterprises, renting, real estate</b>
37	7	16	:	8	31	<b>TOTAL</b>

IRL	I	L	NL	P	UK	Size class
17	1	7	:	4	14	10 to 49
25	3	10	:	5	23	50 to 99
43	5	13	:	7	28	100 to 249
55	8	12	:	7	32	250 to 499
31	13	12	:	17	40	500 to 999
61	22	34	:	21	45	1000 and more
37	7	16	:	8	31	<b>TOTAL</b>

**10. HOURS OF TRAINING IN COURSES PER 1000 HOURS WORKED (ENTERPRISES OFFERING COURSES)**

**HEURES CONSACREES AUX COURS POUR 1000 HEURES TRAVAILLEES (ENTREPRISES PROPOSANT DES COURS)**

**KURSSTUNDEN PRO 1000 ARBEITSSTUNDEN (UNTERNEHMEN, DIE KURSE ANBIETEN)**

 Size class	EUR 12 (1)	B	DK	D	EL	E	F
10 to 49	8.3	10.1	9.3	4.6	34.8	13.1	6.9
50 to 99	6.5	7.1	7.9	3.8	31.0	6.7	8.3
100 to 249	7.6	8.3	11.1	4.3	28.0	7.3	8.3
250 to 499	8.1	8.3	12.5	4.3	24.4	8.8	10.8
500 to 999	9.3	12.7	11.0	5.6	20.4	13.2	10.7
1000 and more	13.1	10.4	7.8	7.3	10.5	12.9	21.6
<b>TOTAL</b>	<b>10.0</b>	<b>9.9</b>	<b>9.6</b>	<b>5.6</b>	<b>19.4</b>	<b>11.4</b>	<b>13.5</b>

(1) NL: Hours worked of all enterprises

(1) NL: Heures travaillées de toutes les entreprises

(1) NL: Arbeitsstunden aller Unternehmen

(2) Hours worked of all enterprises


(2) Heures travaillées de toutes les entreprises

(2) Arbeitsstunden aller Unternehmen

**11. HOURS OF TRAINING IN COURSES PER PARTICIPANT**

**HEURES CONSACREES AUX COURS PAR PARTICIPANT**

**KURSSTUNDEN JE TEILNEHMER**

 Size class	EUR 12	B	DK	D	EL	E	F
10 to 49	47.5	50.9	35.0	31.8	170.1	66.3	45.2
50 to 99	40.5	38.8	35.7	30.0	173.4	48.6	44.1
100 to 249	42.9	38.9	46.8	41.3	174.5	43.8	41.8
250 to 499	39.0	32.7	55.7	35.8	162.6	41.5	39.1
500 to 999	41.5	45.6	52.6	37.8	137.4	58.9	40.3
1000 and more	47.8	37.9	33.6	33.0	93.3	47.5	65.7
<b>TOTAL</b>	<b>45.2</b>	<b>40.8</b>	<b>39.2</b>	<b>34.2</b>	<b>138.5</b>	<b>50.2</b>	<b>54.4</b>


<b>IRL</b>	<b>I</b>	<b>L</b>	<b>NL (2)</b>	<b>P</b>	<b>UK</b>	<b>Size class</b>
6.2	6.8	7.5	9.2	35.1	9.1	<b>10 to 49</b>
6.6	4.9	6.0	9.6	21.3	5.9	<b>50 to 99</b>
9.2	5.8	5.5	12.1	15.2	8.1	<b>100 to 249</b>
7.2	5.8	7.0	13.3	8.5	8.5	<b>250 to 499</b>
7.5	6.4	5.4	14.0	36.4	9.0	<b>500 to 999</b>
7.1	8.7	10.0	14.3	8.3	14.3	<b>1000 and more</b>
<b>7.3</b>	<b>7.6</b>	<b>7.5</b>	<b>12.1</b>	<b>16.3</b>	<b>10.6</b>	<b>TOTAL</b>

<b>IRL</b>	<b>I</b>	<b>L</b>	<b>NL</b>	<b>P</b>	<b>UK</b>	<b>Size class</b>
29.2	43.6	42.5	98.9	168.4	44.0	<b>10 to 49</b>
33.5	38.0	41.0	77.2	130.2	31.7	<b>50 to 99</b>
34.6	37.9	32.0	77.7	89.7	35.4	<b>100 to 249</b>
21.4	35.2	34.6	66.5	52.3	31.6	<b>250 to 499</b>
20.0	34.0	52.8	71.4	163.5	31.8	<b>500 to 999</b>
20.7	43.1	43.0	52.2	41.3	46.1	<b>1000 and more</b>
<b>25.4</b>	<b>40.9</b>	<b>40.1</b>	<b>66.1</b>	<b>84.4</b>	<b>40.4</b>	<b>TOTAL</b>

**12. HOURS OF TRAINING IN COURSES PER PARTICIPANT  
BY SEX AND BY OCCUPATION (1), EUR 12 (2)**

**HEURES CONSACREES AUX COURS PAR PARTICIPANT,  
PAR SEXE ET PAR PARTICIPATION (1), EUR 12 (2)**

**KURSTUNDEN JE TEILNEHMER NACH GESCHLECHT  
UND BERUFSGRUPPEN (1), EUR 12 (2)**

 NACE Rev 1	TOTAL	SEX		OCCUPATION			
		Males	Females	Managers & scientific staff	Associate professional & technical staff	Clerical, secretarial, service & shop workers	Craft & trade workers, operatives & elementary occupations
<b>Section C</b>							
<b>Mining and quarrying</b>	27	28	24	35	29	31	24
<b>Section D</b>							
<b>Manufacturing</b>							
15-16 Food, beverages, tobacco	35	34	37	32	33	30	38
17-19 Textiles, clothing, leather	67	53	82	41	43	43	87
21-22 Paper, publishing, printing	33	34	31	40	36	33	30
23-26 Non-metallic products	38	37	44	42	41	34	39
27-28 Metals, metallic products	37	39	29	44	44	39	33
29-33 Machinery, electrical equipment	44	45	39	46	48	45	42
34-35 Transport equipment	54	55	42	84	46	54	51
20,36,37 Other types of manufacture	44	43	49	42	35	45	47
<b>Section E</b>							
<b>Electricity, gas, water</b>	47	48	44	45	56	47	43
<b>Section F</b>							
<b>Construction</b>	38	37	38	40	45	36	35
<b>Section G</b>							
Wholesale, retail, repair							
50 Sale and repair of vehicles	37	37	36	34	39	31	42
51 Wholesale, trade	32	32	34	35	35	31	31
52 Retail, trade, repairs	30	33	28	35	29	30	26
<b>Section H</b>							
<b>Hotels and restaurants</b>	41	35	45	53	41	39	39
<b>Section I</b>							
<b>Transport, communication</b>							
60-63 Transport and storage	36	37	33	38	36	27	44
64 Post and telecommunications	53	52	55	55	74	79	28
<b>Section J</b>							
<b>Financial intermediation</b>							
65-66 Banking and insurance	48	47	49	53	51	46	42
67 Auxiliary activities	37	35	38	42	27	37	34
<b>Section K and O</b>							
<b>Services for enterprises, renting, real estate</b>	42	43	41	45	41	41	41
<b>TOTAL</b>	<b>41</b>	<b>41</b>	<b>40</b>	<b>45</b>	<b>44</b>	<b>40</b>	<b>39</b>

Size class	TOTAL	SEX		OCCUPATION			
		Males	Females	Managers & scientific staff	Associate professional & technical staff	Clerical, secretarial, service & shop workers	Craft & trade workers, operatives & elementary occupations
10 to 49	44	45	44	50	44	37	51
50 to 99	36	36	37	43	46	34	33
100 to 249	41	41	41	35	38	42	45
250 to 499	36	37	34	36	49	34	33
500 to 999	40	41	37	42	45	38	39
1000 and more	41	41	42	48	44	43	36
<b>TOTAL</b>	<b>41</b>	<b>41</b>	<b>40</b>	<b>45</b>	<b>44</b>	<b>40</b>	<b>39</b>

(1) see explanatory notes no 9  
(1) voir commentaires no 9  
(1) Siehe Erläuterungen Ziffer 9


(2) excludes F, NL  
(2) F, NL excludes  
(2) ohne F, NL



**13. DISTRIBUTION OF THE HOURS IN COURSES  
BY SUBJECT CATEGORIES <sup>(1)</sup>, EUR 12 <sup>(2)</sup>**

**VENTILATION DES HEURES CONSACREES AUX COURS  
PAR SUJET TRAITES <sup>(1)</sup>, EUR 12 <sup>(2)</sup>  
GLIEDERUNG DER KURSSTUNDEN NACH  
THEMENBEREICHEN <sup>(1)</sup>, EUR 12 <sup>(2)</sup>**

%

 <b>NACE Rev 1</b>	<b>TOTAL</b>	<b>SUBJECT CATEGORY</b>			
		Management, organisational techniques	Human resources management incl. personal development	Job and environment safety	Data processing
<b>Section C</b>					
<b>Mining and quarrying</b>	100	8.4	7.8	20.6	13.8
<b>Section D</b>					
<b>Manufacturing</b>					
15-16 Food, beverages, tobacco	100	10.1	5.0	13.4	10.2
17-19 Textiles, clothing, leather	100	8.3	2.8	5.5	6.8
21-22 Paper, publishing, printing	100	11.0	3.3	8.1	16.7
23-26 Non-metallic products	100	9.6	4.5	10.5	10.1
27-28 Metals, metallic products	100	10.9	5.9	11.0	11.7
29-33 Machinery, electrical equipment	100	11.5	3.7	4.4	12.9
34-35 Transport equipment	100	9.6	6.4	5.2	14.1
20,36,3: Other types of manufacture	100	11.0	7.1	10.6	10.1
<b>Section E</b>					
<b>Electricity, gas, water</b>	100	11.4	3.6	10.0	19.8
<b>Section F</b>					
<b>Construction</b>	100	12.9	4.7	13.2	13.3
<b>Section G</b>					
<b>Wholesale, retail, repair</b>					
50 Sale and repair of vehicles	100	11.0	1.9	4.4	6.5
51 Wholesale, trade	100	10.8	6.5	5.5	13.6
52 Retail, trade, repairs	100	13.8	4.8	8.7	7.0
<b>Section H</b>					
<b>Hotels and restaurants</b>	100	8.0	6.1	18.4	4.7
<b>Section I</b>					
<b>Transport, communication</b>					
60-63 Transport and storage	100	8.6	3.7	11.9	9.0
64 Post and telecommunications	100	3.1	12.0	10.4	17.1
<b>Section J</b>					
<b>Financial intermediation</b>					
65-66 Banking and insurance	100	11.9	4.6	1.6	15.4
67 Auxiliary activities	100	5.3	3.9	0.6	42.4
<b>Section K and O</b>					
<b>Services for enterprises, renting, real estate</b>	100	11.3	4.2	5.8	19.2
<b>TOTAL</b>	<b>100</b>	<b>10.5</b>	<b>5.1</b>	<b>7.7</b>	<b>13.4</b>

<b>Size class</b>	<b>TOTAL</b>	<b>SUBJECT CATEGORY</b>			
		Management, organisational techniques	Human resources management incl. personal development	Job and environment safety	Data processing
<b>10 to 49</b>	100	8.2	3.9	6.7	14.5
<b>50 to 99</b>	100	12.0	3.9	8.6	10.2
<b>100 to 249</b>	100	10.6	4.3	7.4	12.8
<b>250 to 499</b>	100	14.0	5.2	8.1	15.2
<b>500 to 999</b>	100	10.4	5.1	6.9	13.6
<b>1000 and more</b>	100	10.3	5.6	8.0	13.2
<b>TOTAL</b>	<b>100</b>	<b>10.5</b>	<b>5.1</b>	<b>7.7</b>	<b>13.4</b>

(1) see table 3

(1) voir tableau 3

(1) siehe Übersicht 3

(2) excludes NL

(2) NL excludes

(2) ohne NL



%

SUBJECT CATEGORY					NACE Rev 1
Accounts Finance	Marketing	Languages	Production techniques for goods and services	Other training subjects	
3.9	1.4	0.9	30.8	12.4	<b>Section C</b> <b>Mining and quarrying</b>
					<b>Section D</b> <b>Manufacturing</b>
4.0	7.7	4.2	31.4	14.0	Food, beverages, tobacco 15-16
2.8	2.6	4.2	53.2	13.8	Textiles, clothing, leather 17-19
6.9	4.5	4.7	28.9	15.8	Paper, publishing, printing 21-22
4.1	6.2	7.7	25.2	22.1	Non-metallic products 23-26
4.7	2.0	6.6	33.5	13.7	Metals, metallic products 27-28
3.3	9.4	9.2	20.0	25.5	Machinery, electrical equipment 29-33
2.6	2.7	9.6	39.1	10.8	Transport equipment 34-35
4.7	6.2	6.5	25.4	18.3	Other types of manufacture 36,37
					<b>Section E</b> <b>Electricity, gas, water</b>
5.2	2.9	1.8	27.1	18.2	
					<b>Section F</b> <b>Construction</b>
4.6	2.8	1.2	20.9	26.4	
					<b>Section G</b> <b>Wholesale, retail, repair</b>
4.1	10.6	1.5	24.2	35.9	Sale and repair of vehicles 50
4.4	22.1	7.9	13.2	16.0	Wholesale, trade 51
2.4	13.1	0.4	27.4	22.4	Retail, trade, repairs 52
					<b>Section H</b> <b>Hotels and restaurants</b>
2.1	3.0	1.4	12.8	43.4	
					<b>Section I</b> <b>Transport, communication</b>
2.3	3.4	4.1	37.3	19.7	Transport and storage 60-63
3.5	2.0	1.9	28.4	21.5	Post and telecommunications 64
					<b>Section J</b> <b>Financial intermediation</b>
10.5	14.7	3.7	15.3	22.4	Banking and insurance 65-66
15.9	3.0	3.4	10.4	15.1	Auxiliary activities 67
					<b>Section K and O</b> <b>Services for enterprises, renting, real estate</b>
7.0	4.0	4.0	13.1	31.5	
5.1	7.5	4.5	23.5	22.7	<b>TOTAL</b>


SUBJECT CATEGORY					Size class
Accounts Finance	Marketing	Languages	Production techniques for goods and services	Other training subjects	
8.2	7.9	3.2	19.5	27.9	<b>10 to 49</b>
6.9	8.4	4.9	22.9	22.2	<b>50 to 99</b>
5.1	8.5	4.6	20.1	26.6	<b>100 to 249</b>
5.9	6.6	4.7	21.3	19.0	<b>250 to 499</b>
6.4	7.2	5.7	22.3	22.4	<b>500 to 999</b>
3.9	7.4	4.4	25.8	21.4	<b>1000 and more</b>
5.1	7.6	4.5	23.5	22.7	<b>TOTAL</b>

**14. DISTRIBUTION OF THE HOURS IN COURSES PER SUBJECT CATEGORY BY ECONOMIC ACTIVITY AND ENTERPRISE SIZE CLASS <sup>(1)</sup>, EUR 12 <sup>(2)</sup>**

**REPARTITION DES HEURES CONSACREES AUX COURS PAR SUJETS TRAITES SUR LES ACTIVITES ECONOMIQUES ET CLASSES DE TAILLE DES ENTREPRISES <sup>(1)</sup>, EUR 12 <sup>(2)</sup>**

**VERTEILUNG DER KURSSTUNDEN JE THEMENBEREICH AUF DIE WIRTSCHAFTSZWEIGE UND UNTERNEHMENSGRÖSSENKLASSEN <sup>(1)</sup>, EUR 12 <sup>(2)</sup>**

%

 <b>NACE Rev 1</b>	TOTAL	SUBJECT CATEGORY			
		Management, organisational techniques	Human resources management incl. personal development	Job and environment safety	Data processing
<b>Section C</b> Mining and quarrying	0.5	1.0	2.0	0.5	0.4
<b>Section D</b> <b>Manufacturing</b>					
15-16 Food, beverages, tobacco	3.8	3.4	6.2	2.8	2.7
17-19 Textiles, clothing, leather	1.7	1.1	1.4	1.0	0.9
21-22 Paper, publishing, printing	1.9	1.0	1.6	2.1	2.6
23-26 Non-metallic products	6.0	6.8	9.6	4.9	4.4
27-28 Metals, metallic products	2.9	4.2	5.4	2.5	1.6
29-33 Machinery, electrical equipment	8.3	6.4	5.0	5.9	6.2
34-35 Transport equipment	4.7	6.4	3.2	4.9	2.6
20,36,37 Other types of manufacture	0.8	1.1	1.0	0.6	0.6
<b>Section E</b> Electricity, gas, water	5.1	2.9	5.5	6.3	4.6
<b>Section F</b> Construction	3.5	2.2	6.3	2.9	2.1
<b>Section G</b> <b>Wholesale, retail, repair</b>					
50 Sale and repair of vehicles	1.1	0.6	0.8	0.8	1.4
51 Wholesale, trade	3.3	4.1	2.6	3.7	2.5
52 Retail, trade, repairs	13.9	8.6	11.0	5.4	4.6
<b>Section H</b> Hotels and restaurants	2.7	3.5	8.1	1.1	1.4
<b>Section I</b> <b>Transport, communication</b>					
60-63 Transport and storage	5.0	4.0	8.0	3.9	3.3
64 Post and telecommunications	2.5	17.3	9.5	10.0	6.7
<b>Section J</b> <b>Financial intermediation</b>					
65-66 Banking and insurance	14.2	12.9	2.4	16.8	22.5
67 Auxiliary activities	0.3	0.4	0.0	1.7	2.2
<b>Section K and O</b> <b>Services for enterprises, renting, real estate</b>	17.9	12.0	10.5	22.3	26.9
<b>TOTAL</b>	<b>100</b>	<b>100</b>	<b>100</b>	<b>100</b>	<b>100</b>

Size class	TOTAL	SUBJECT CATEGORY			
		Management, organisational techniques	Human resources management incl. personal development	Job and environment safety	Data processing
10 to 49	8.7	8.7	10.7	13.9	23.8
50 to 99	6.5	4.5	6.5	4.6	5.5
100 to 249	10.2	8.1	10.4	10.0	9.1
250 to 499	11.9	8.7	8.8	9.1	9.3
500 to 999	9.0	8.6	8.3	9.2	10.6
1000 and more	53.7	61.4	55.3	53.2	41.7
<b>TOTAL</b>	<b>100</b>	<b>100</b>	<b>100</b>	<b>100</b>	<b>100</b>

(1) see table 3

(1) voir tableau 3

(1) siehe Übersicht 3

(2) excludes NL

(2) NL excludes

(2) ohne NL


%

SUBJECT CATEGORY						NACE Rev 1
Accounts Finance	Marketing	Languages	Production techniques for goods and services	Other training subjects		
0.2	0.1	0.7	0.5	0.7		<b>Section C</b> <b>Mining and quarrying</b>
						<b>Section D</b> <b>Manufacturing</b>
3.8	3.3	4.5	2.4	3.6		Food, beverages, tobacco 15-16
0.8	1.8	4.3	1.2	2.0		Textiles, clothing, leather 17-19
1.2	2.0	1.9	1.3	1.7		Paper, publishing, printing 21-22
7.3	13.9	7.4	6.2	7.0		Non-metallic products 23-26
1.1	3.8	4.9	2.3	3.4		Metals, metallic products 27-28
5.7	15.9	7.5	6.9	7.2		Machinery, electrical equipment 29-33
2.2	11.7	8.1	2.0	5.1		Transport equipment 34-35
0.5	1.1	0.8	0.6	0.8		Other types of manufacture 30,36,37
2.4	2.1	4.9	2.6	4.2		<b>Section E</b> <b>Electricity, gas, water</b>
1.1	1.2	3.1	4.1	3.3		<b>Section F</b> <b>Construction</b>
						<b>Section G</b> <b>Wholesale, retail, repair</b>
3.1	0.5	1.8	3.4	1.8		Sale and repair of vehicles 50
9.7	6.2	1.9	2.8	3.3		Wholesale, trade 51
11.9	1.1	11.3	10.0	9.6		Retail, trade, repairs 52
1.6	1.1	1.8	6.9	3.5		<b>Section H</b> <b>Hotels and restaurants</b>
						<b>Section I</b> <b>Transport, communication</b>
3.3	5.4	8.1	4.8	5.7		Transport and storage 60-63
2.6	3.4	8.3	7.1	7.7		Post and telecommunications 64
						<b>Section J</b> <b>Financial Intermediation</b>
30.7	10.8	10.7	13.6	13.5		Banking and insurance 65-66
0.3	0.4	0.2	0.4	0.5		Auxiliary activities 67
10.5	14.1	7.7	20.8	15.3		<b>Section K and O</b> <b>Services for enterprises, renting, real estate</b>
<b>100</b>	<b>100</b>	<b>100</b>	<b>100</b>	<b>100</b>		<b>TOTAL</b>

SUBJECT CATEGORY						Size class
Accounts Finance	Marketing	Languages	Production techniques for goods and services	Other training subjects		
11.9	9.3	9.8	16.3	12.4		<b>10 to 49</b>
5.6	7.3	5.8	6.0	5.8		<b>50 to 99</b>
10.1	12.5	8.9	13.1	10.5		<b>100 to 249</b>
7.1	9.7	7.1	7.4	8.3		<b>250 to 499</b>
10.6	11.3	8.4	9.4	9.2		<b>500 to 999</b>
54.7	49.9	59.9	47.8	53.9		<b>1000 and more</b>
<b>100</b>	<b>100</b>	<b>100</b>	<b>100</b>	<b>100</b>		<b>TOTAL</b>

**15. COSTS OF CVT COURSES AS % OF TOTAL LABOUR COSTS (ALL ENTERPRISES)**  
**COÛTS DE FORMATION PROFESSIONNELLE (COURS)**  
**EN % DU COÛT TOTAL DE LA MAIN-D'OEUVRE (TOUS LES ENTREPRISES)**  
**ANTEIL DER KOSTEN FÜR WEITERBILDUNGSKURSE**  
**AN DEN ARBEITSKOSTEN INSGESAMT (ALLE UNTERNEHMEN)**

%

 NACE Rev 1	EUR 12	B	DK	D	EL	E	F
<b>Section C</b>							
<b>Mining and quarrying</b>	1.3	0.4	:	0.6	1.1	0.5	2.9
<b>Section D</b>							
<b>Manufacturing</b>							
15-16 Food, beverages, tobacco	1.0	0.7	3.0	0.5	2.2	0.5	1.6
17-19 Textiles, clothing, leather	0.5	0.3	0.1	0.4	1.4	0.2	1.0
21-22 Paper, publishing, printing	1.1	1.0	0.2	0.5	1.4	0.4	1.5
23-26 Non-metallic products	1.7	1.3	1.6	1.5	1.2	0.8	2.4
27-28 Metals, metallic products	0.9	1.3	0.6	0.6	1.7	1.4	1.7
29-33 Machinery, electrical equipment	1.9	1.4	1.6	2.0	1.3	1.6	2.1
34-35 Transport equipment	1.6	1.8	0.6	0.8	0.5	1.5	2.4
20,36,37 Other types of manufacture	0.5	0.1	0.5	0.4	0.8	0.1	0.9
<b>Section E</b>							
<b>Electricity, gas, water</b>	2.8	2.6	1.6	2.3	0.4	2.6	5.8
<b>Section F</b>							
<b>Construction</b>	0.6	0.2	0.4	0.4	:	0.3	0.6
<b>Section G</b>							
<b>Wholesale, retail, repair</b>							
50 Sale and repair of vehicles	1.4	0.9	0.7	1.3	0.4	1.5	1.0
51 Wholesale, trade	1.0	1.1	1.2	0.9	0.6	0.7	1.2
52 Retail, trade, repairs	1.2	1.6	1.4	0.7	0.9	0.6	1.3
<b>Section H</b>							
<b>Hotels and restaurants</b>	1.3	1.1	0.8	0.5	0.9	0.2	1.2
<b>Section I</b>							
<b>Transport, communication</b>							
60-63 Transport and storage	1.6	1.0	1.1	:	0.6	1.3	2.5
64 Post and telecommunications	2.6	3.2	0.8	:	1.6	3.3	3.1
<b>Section J</b>							
<b>Financial intermediation</b>							
65-66 Banking and insurance	2.8	2.4	1.5	2.6	1.3	1.7	3.3
67 Auxiliary activities	4.3	1.4	3.0	:	0.1	1.1	1.3
<b>Section K and O</b>							
<b>Services for enterprises, renting, real estate</b>	1.8	1.6	1.8	:	:	0.6	1.8
<b>TOTAL</b>	<b>1.6</b>	<b>1.4</b>	<b>1.3</b>	<b>1.2</b>	<b>1.1</b>	<b>1.0</b>	<b>2.0</b>

Size class	EUR 12	B	DK	D	EL	E	F
10 to 49	0.8	0.7	1.0	0.7	0.6	0.5	0.6
50 to 99	1.0	0.8	1.1	0.8	1.3	0.3	1.0
100 to 249	1.1	0.8	1.5	0.7	1.7	0.5	1.4
250 to 499	1.4	1.3	2.4	0.8	1.8	1.0	1.9
500 to 999	1.7	2.3	2.7	1.0	1.7	1.7	2.3
1000 and more	2.3	2.3	1.4	1.8	1.0	1.8	3.1
<b>TOTAL</b>	<b>1.6</b>	<b>1.4</b>	<b>1.3</b>	<b>1.2</b>	<b>1.1</b>	<b>1.0</b>	<b>2.0</b>


%

IRL	I	L	NL	P	UK	NACE Rev 1
1.1	0.1	0.1	0.1	0.8	3.1	<b>Section C</b> <b>Mining and quarrying</b>
						<b>Section D</b> <b>Manufacturing</b>
1.4	0.3	0.2	1.2	0.3	1.6	Food, beverages, tobacco 15-16
1.5	0.1	0.1	0.8	0.2	1.0	Textiles, clothing, leather 17-19
1.9	0.3	0.7	1.3	0.3	2.3	Paper, publishing, printing 21-22
1.8	0.8	2.1	2.3	0.6	2.9	Non-metallic products 23-26
2.8	0.4	1.0	1.8	0.4	1.3	Metals, metallic products 27-28
2.8	0.9	1.2	1.8	0.8	3.2	Machinery, electrical equipment 29-33
2.3	0.8	0.0	2.0	1.2	2.6	Transport equipment 34-35
2.1	0.1	0.1	1.3	0.5	0.6	Other types of manufacture 20,36,37
0.1	1.8	0.8	2.2	1.6	2.8	<b>Section E</b> <b>Electricity, gas, water</b>
0.6	0.2	0.3	0.8	0.2	2.2	<b>Section F</b> <b>Construction</b>
						<b>Section G</b> <b>Wholesale, retail, repair</b>
1.2	0.5	1.5	3.3	0.8	2.2	Sale and repair of vehicles 50
1.4	0.5	1.1	1.0	0.6	2.0	Wholesale, trade 51
1.0	0.4	0.3	1.1	0.8	2.1	Retail, trade, repairs 52
0.6	0.1	0.6	0.7	0.4	3.1	<b>Section H</b> <b>Hotels and restaurants</b>
						<b>Section I</b> <b>Transport, communication</b>
0.7	0.7	1.8	3.2	1.0	2.2	Transport and storage 60-63
0.0	2.1	0.9	0.1	1.7	2.6	Post and telecommunications 64
						<b>Section J</b> <b>Financial intermediation</b>
2.2	1.4	2.1	4.0	1.7	5.8	Banking and insurance 65-66
0.8	0.4	0.4	1.3	1.9	6.6	Auxiliary activities 67
1.6	1.1	1.1	1.4	1.7	2.7	<b>Section K and O</b> <b>Services for enterprises, renting, real estate</b>
<b>1.5</b>	<b>0.8</b>	<b>1.3</b>	<b>1.8</b>	<b>0.7</b>	<b>2.7</b>	<b>TOTAL</b>

IRL	I	L	NL	P	UK	Size class
1.2	0.1	0.8	0.7	0.5	2.0	10 to 49
1.4	0.2	0.8	0.9	0.4	2.5	50 to 99
1.9	0.4	1.0	1.2	0.5	2.2	100 to 249
1.9	0.6	1.5	1.4	0.4	2.7	250 to 499
1.3	1.0	1.1	1.8	0.8	3.0	500 to 999
1.3	1.4	2.1	3.3	1.4	3.3	1000 and more
<b>1.5</b>	<b>0.8</b>	<b>1.3</b>	<b>1.8</b>	<b>0.7</b>	<b>2.7</b>	<b>TOTAL</b>

**16. COSTS OF CVT COURSES PER PARTICIPANT**  
**COÛT TOTAL DE FORMATION PROFESSIONNELLE**  
**CONTINUE (COURS) PAR PARTICIPANT**  
**KOSTEN FÜR WEITERBILDUNGSKURSE JE TEILNEHMER**

PPS

 NACE Rev 1	EUR 12	B	DK	D	EL	E	F
<b>Section C</b>							
<b>Mining and quarrying</b>	1172	510	:	581	1139	1123	2543
<b>Section D</b>							
<b>Manufacturing</b>							
15-16 Food, beverages, tobacco	1019	1074	3334	787	1844	1060	1355
17-19 Textiles, clothing, leather	1063	1357	204	894	1962	1099	1026
21-22 Paper, publishing, printing	1487	1481	397	942	1694	1026	1453
23-26 Non-metallic products	1423	1893	904	1288	1362	1208	1733
27-28 Metals, metallic products	1154	2011	655	980	2375	2717	1385
29-33 Machinery, electrical equipment	1818	2008	1412	2165	1938	2175	1476
34-35 Transport equipment	1487	1961	393	1006	1443	1408	1622
20,36,37 Other types of manufacture	993	1415	397	1186	1896	1210	1069
<b>Section E</b>							
<b>Electricity, gas, water</b>	2098	5023	704	1479	1374	2253	3975
<b>Section F</b>							
<b>Construction</b>	1014	1245	411	761	:	914	865
<b>Section G</b>							
<b>Wholesale, retail, repair</b>							
50 Sale and repair of vehicles	1121	1122	438	951	1557	1479	924
51 Wholesale, trade	1289	1890	873	858	1568	1435	1397
52 Retail, trade, repairs	709	1531	601	552	1018	751	1031
<b>Section H</b>							
<b>Hotels and restaurants</b>	910	950	714	830	1646	354	858
<b>Section I</b>							
<b>Transport, communication</b>							
60-63 Transport and storage	1518	1644	805	:	1496	1062	1795
64 Post and telecommunications	1775	3289	770	:	2279	4187	1685
<b>Section J</b>							
<b>Financial intermediation</b>							
65-66 Banking and insurance	1786	2873	1061	1325	1137	1444	1878
67 Auxiliary activities	4097	2387	1674	:	130	1647	2585
<b>Section K and O</b>							
<b>Services for enterprises, renting, real estate</b>	1412	1863	859	:	:	1022	1373
<b>TOTAL</b>	<b>1420</b>	<b>2065</b>	<b>930</b>	<b>1216</b>	<b>1607</b>	<b>1450</b>	<b>1563</b>


Size class	EUR 12	B	DK	D	EL	E	F
10 to 49	1281	1588	664	923	1833	1605	1211
50 to 99	1254	1750	791	960	1687	1053	1104
100 to 249	1166	1691	952	1112	1669	1068	1175
250 to 499	1232	1587	1841	1029	2006	1146	1229
500 to 999	1380	2054	2095	1076	1534	1863	1476
1000 and more	1585	2547	1096	1403	1365	1494	1836
<b>TOTAL</b>	<b>1420</b>	<b>2065</b>	<b>930</b>	<b>1216</b>	<b>1607</b>	<b>1450</b>	<b>1563</b>

PPS

IRL	I	L	NL	P	UK	NACE Rev 1
347	198	772	:	3081	1602	<b>Section C</b> <b>Mining and quarrying</b>
616	1153	1402	1808	1067	767	<b>Section D</b> <b>Manufacturing</b>
1317	1904	:	1785	736	1258	Food, beverages, tobacco 15-16
1399	1364	1076	1870	1165	2040	Textiles, clothing, leather 17-19
773	1387	4070	2263	1171	1310	Paper, publishing, printing 21-22
1606	1276	735	2297	660	875	Non-metallic products 23-26
1130	1390	2379	2133	619	1955	Metals, metallic products 27-28
1246	1204	696	3269	1064	1744	Machinery, electrical equipment 29-33
677	1685	587	1531	994	1037	Transport equipment 34-35
:	2545	2068	2015	1331	1114	Other types of manufacture 20,36,37
732	1388	1199	914	1345	1604	<b>Section E</b> <b>Electricity, gas, water</b>
794	1335	1129	1653	990	1337	<b>Section F</b> <b>Construction</b>
1006	1636	1074	1699	1454	1838	<b>Section G</b> <b>Wholesale, retail, repair</b>
373	719	447	644	1065	700	Sale and repair of vehicles 50
250	429	413	690	602	1102	Wholesale, trade 51
334	1404	3266	1963	1113	1796	Retail, trade, repairs 52
4560	3872	2344	:	1462	1372	<b>Section H</b> <b>Hotels and restaurants</b>
812	1452	1689	2874	1223	2780	<b>Section I</b> <b>Transport, communication</b>
793	1024	2114	1749	1195	5131	Transport and storage 60-63
1066	1914	1508	1520	1385	1655	Post and telecommunications 64
764	1591	1535	1775	1112	1539	<b>Section J</b> <b>Financial intermediation</b>
						Banking and insurance 65-66
						Auxiliary activities 67
						<b>Section K and O</b> <b>Services for enterprises, renting, real estate</b>
						<b>TOTAL</b>

IRL	I	L	NL	P	UK	Size class
867	1417	1432	1230	1866	1812	10 to 49
962	1381	1326	1276	1144	1880	50 to 99
867	1482	1198	1433	1025	1323	100 to 249
910	1268	1517	1380	829	1429	250 to 499
652	1621	2212	1691	727	1537	500 to 999
509	1663	1707	2193	1107	1505	1000 and more
764	1591	1535	1775	1112	1539	<b>TOTAL</b>

**1. ENTERPRISES  
ENTREPRISES  
UNTERNEHMEN**

 NACE Rev 1	EUR 12	B	DK	D	EL	E	F
<b>Section C</b>							
<b>Mining and quarrying</b>	6201	20	54	1950	261	1205	637
<b>Section D</b>							
<b>Manufacturing</b>							
15-16 Food, beverages, tobacco	35926	1192	1594	10626	1424	5195	4586
17-19 Textiles, clothing, leather	56370	837	541	6777	2974	7128	4491
21-22 Paper, publishing, printing	28924	606	1007	6087	479	3505	3673
23-26 Non-metallic products	42134	2125	923	8592	1251	5734	4610
27-28 Metals, metallic products	58383	1304	1159	16410	593	6244	7395
29-33 Machinery, electrical equipment	48109	821	1612	9442	702	4978	6127
34-35 Transport equipment	8694	167	212	1442	243	1116	1085
20,36,37 Other types of manufacture	33297	376	974	5535	926	5496	3730
<b>Section E</b>							
<b>Electricity, gas, water</b>	2979	63	234	1511	77	341	197
<b>Section F</b>							
<b>Construction</b>	127177	3852	3573	43752	:	18341	14616
<b>Section G</b>							
<b>Wholesale, retail, repair</b>							
50 Sale and repair of vehicles	42492	959	1885	9963	335	6558	4840
51 Wholesale, trade	89204	3376	3661	18193	1661	13736	13372
52 Retail, trade, repairs	75415	2285	3802	20255	1192	8126	9376
<b>Section H</b>							
<b>Hotels and restaurants</b>	65707	485	1895	13593	1404	7992	4859
<b>Section I</b>							
<b>Transport, communication</b>							
60-63 Transport and storage	38025	3554	2472	:	1085	5186	6580
64 Post and telecommunications	1616	208	624	:	22	427	146
<b>Section J</b>							
<b>Financial intermediation</b>							
65-66 Banking and insurance	15100	816	1664	4506	298	1028	1726
67 Auxiliary activities	4074	110	66	:	19	345	526
<b>Section K and O</b>							
<b>Services for enterprises, renting, real estate</b>	118888	3683	6324	:	:	13488	21769
<b>TOTAL</b>	<b>898709</b>	<b>26841</b>	<b>34277</b>	<b>178634</b>	<b>14946</b>	<b>116168</b>	<b>114341</b>


Size class	EUR 12	B	DK	D	EL	E	F
10 to 49	729748	22723	29471	135535	12856	103338	86377
50 to 99	88061	2043	2921	22572	1125	7408	14654
100 to 249	51431	1281	1352	12963	671	3742	8517
250 to 499	16707	536	368	4296	197	1011	2582
500 to 999	7019	137	101	2099	54	383	1245
1000 and more	5735	120	63	1166	43	285	966
<b>TOTAL</b>	<b>898709</b>	<b>26841</b>	<b>34277</b>	<b>178634</b>	<b>14946</b>	<b>116168</b>	<b>114341</b>



IRL	I	L	NL	P	UK	NACE Rev 1
8	843	5	97	317	804	<b>Section C</b> <b>Mining and quarrying</b>
						<b>Section D</b> <b>Manufacturing</b>
464	4953	33	1609	1461	2789	Food, beverages, tobacco 15-16
310	22237	7	671	5214	5183	Textiles, clothing, leather 17-19
296	4085	59	1570	907	6650	Paper, publishing, printing 21-22
390	8690	49	1355	1929	6486	Non-metallic products 23-26
242	12240	87	1959	1793	8957	Metals, metallic products 27-28
438	12333	38	2147	967	8504	Machinery, electrical equipment 29-33
126	1917	8	518	266	1594	Transport equipment 34-35
231	8171	25	1197	2171	4465	Other types of manufacture 20,36,37
	376	8	95	8	69	<b>Section E</b> <b>Electricity, gas, water</b>
						<b>Section F</b> <b>Construction</b>
751	16066	499	7434	3999	14294	
						<b>Section G</b> <b>Wholesale, retail, repair</b>
473	4561	134	2255	1668	8861	Sale and repair of vehicles 50
807	9826	285	6895	3833	13559	Wholesale, trade 51
747	5868	238	3981	2598	16947	Retail, trade, repairs 52
						<b>Section H</b> <b>Hotels and restaurants</b>
1075	5127	143	1806	2087	25241	
						<b>Section I</b> <b>Transport, communication</b>
128	4832	133	3783	1005	9267	Transport and storage 60-63
31	94	12	32	8	12	Post and telecommunications 64
						<b>Section J</b> <b>Financial Intermediation</b>
85	716	204	408	253	3396	Banking and insurance 65-66
55	255	21	443	19	2215	Auxiliary activities 67
						<b>Section K and O</b> <b>Services for enterprises, renting, real estate</b>
993	5601	283	8890	1433	56424	
<b>7650</b>	<b>128789</b>	<b>2268</b>	<b>47145</b>	<b>31935</b>	<b>195715</b>	<b>TOTAL</b>

IRL	I	L	NL	P	UK	Size class
5918	111810	1779	38078	26102	155761	<b>10 to 49</b>
944	9605	259	4911	3282	18337	<b>50 to 99</b>
468	4937	158	2245	1783	13314	<b>100 to 249</b>
171	1451	43	1258	475	4319	<b>250 to 499</b>
113	603	13	358	177	1736	<b>500 to 999</b>
35	384	15	295	116	2247	<b>1000 and more</b>
<b>7650</b>	<b>128789</b>	<b>2268</b>	<b>47145</b>	<b>31935</b>	<b>195715</b>	<b>TOTAL</b>

**2. ENTERPRISES PROVIDING TRAINING (ANY TYPE)**  
**ENTREPRISES PROPOSANT DES COURS DE LA FORMATION (TOUTES FORMES)**  
**UNTERNEHMEN, DIE WEITERBILDEN (ALLE FORMEN)**


 NACE Rev 1	EUR 12	B	DK	D	EL	E	F
<b>Section C</b>							
<b>Mining and quarrying</b>	2633	8	:	1226	33	211	383
<b>Section D</b>							
<b>Manufacturing</b>							
15-16 Food, beverages, tobacco	35926	305	1199	7815	312	1050	2639
17-19 Textiles, clothing, leather	56370	209	212	4838	455	1037	2763
21-22 Paper, publishing, printing	28924	374	882	5386	118	1184	1760
23-26 Non-metallic products	42134	799	752	7408	260	1934	3335
27-28 Metals, metallic products	58383	479	866	15201	102	1451	5287
29-33 Machinery, electrical equipment	48109	462	1473	8909	129	1974	4469
34-35 Transport equipment	8694	65	203	1384	.	502	616
20,36,37 Other types of manufacture	33297	129	771	4918	30	642	1937
<b>Section E</b>							
<b>Electricity, gas, water</b>	2979	34	234	1421	.	172	154
<b>Section F</b>							
<b>Construction</b>	65066	1277	2629	36309	.	2650	6251
<b>Section G</b>							
<b>Wholesale, retail, repair</b>							
50 Sale and repair of vehicles	33042	631	1846	9823	43	4174	4786
51 Wholesale, trade	50376	1655	3274	16071	233	4080	8148
52 Retail, trade, repairs	48272	923	3498	18652	212	1859	7178
<b>Section H</b>							
<b>Hotels and restaurants</b>	38059	209	1636	8418	151	876	2731
<b>Section I</b>							
<b>Transport, communication</b>							
60-63 Transport and storage	17436	1547	1934	.	180	1222	3788
64 Post and telecommunications	1071	208	595	.	22	111	59
<b>Section J</b>							
<b>Financial intermediation</b>							
65-66 Banking and insurance	13145	816	1639	4506	146	830	1305
67 Auxiliary activities	3205	110	66	.	.	235	312
<b>Section K and O</b>							
<b>Services for enterprises, renting, real estate</b>	85550	2076	6028	.	.	4632	13435
<b>TOTAL</b>	<b>515958</b>	<b>12317</b>	<b>29735</b>	<b>152285</b>	<b>2447</b>	<b>30824</b>	<b>71336</b>

Size class	EUR 12	B	DK	D	EL	E	F
10 to 49	380614	10059	25198	110864	1370	24297	47598
50 to 99	65614	998	2707	21295	467	3166	11888
100 to 249	42440	594	1310	12596	391	2016	7230
250 to 499	15037	409	359	4276	133	759	2463
500 to 999	6619	137	98	2087	47	313	1200
1000 and more	5632	120	63	1165	39	273	957
<b>TOTAL</b>	<b>515958</b>	<b>12317</b>	<b>29735</b>	<b>152285</b>	<b>2447</b>	<b>30824</b>	<b>71336</b>

IRL	I	L	NL	P	UK	NACE Rev 1
8	65	.	52	.	632	<b>Section C</b> <b>Mining and quarrying</b>
						<b>Section D</b> <b>Manufacturing</b>
387	684	13	789	93	2300	Food, beverages, tobacco 15-16
277	1308	2	291	452	2750	Textiles, clothing, leather 17-19
272	650	37	951	39	5333	Paper, publishing, printing 21-22
376	1807	35	967	280	5857	Non-metallic products 23-26
234	1781	23	1179	347	7352	Metals, metallic products 27-28
417	2865	26	1525	254	7528	Machinery, electrical equipment 29-33
122	349	.	296	36	1237	Transport equipment 34-35
198	685	5	652	198	3402	Other types of manufacture 20,36,37
						<b>Section E</b> <b>Electricity, gas, water</b>
.	211	7	95	.	69	
						<b>Section F</b> <b>Construction</b>
363	1976	227	3572	256	9556	
						<b>Section G</b> <b>Wholesale, retail, repair</b>
445	1506	102	1585	447	7654	Sale and repair of vehicles 50
560	1626	216	3867	536	10110	Wholesale, trade 51
432	746	117	1826	288	12541	Retail, trade, repairs 52
						<b>Section H</b> <b>Hotels and restaurants</b>
603	224	53	706	123	22329	
						<b>Section I</b> <b>Transport, communication</b>
104	657	71	1672	188	6073	Transport and storage 60-63
4	19	6	27	8	12	Post and telecommunications 64
						<b>Section J</b> <b>Financial intermediation</b>
79	518	195	382	181	2548	Banking and insurance 65-66
55	93	16	320	.	1989	Auxiliary activities 67
						<b>Section K and O</b> <b>Services for enterprises, renting, real estate</b>
938	1588	213	5685	439	50516	
<b>5875</b>	<b>19356</b>	<b>1368</b>	<b>26439</b>	<b>4188</b>	<b>159788</b>	<b>TOTAL</b>

IRL	I	L	NL	P	UK	Size class
4276	12706	999	19085	2583	121579	<b>10 to 49</b>
864	2743	172	3636	652	17026	<b>50 to 99</b>
442	2165	132	1896	582	13086	<b>100 to 249</b>
171	914	38	1169	181	4165	<b>250 to 499</b>
86	486	13	358	98	1696	<b>500 to 999</b>
35	342	14	295	93	2236	<b>1000 and more</b>
<b>5875</b>	<b>19356</b>	<b>1368</b>	<b>26439</b>	<b>4188</b>	<b>159788</b>	<b>TOTAL</b>

### 3.1.1 Enterprises providing external courses Prestataires de cours externes Anbieter von externen Weiterbildungskursen

 NACE Rev 1	EUR 12	B	DK	D	EL	E	F
<b>Section C</b>							
<b>Mining and quarrying</b>	1881	7	.	822	.	89	301
<b>Section D</b>							
<b>Manufacturing</b>							
15-16 Food, beverages, tobacco	11903	258	889	5188	140	734	2253
17-19 Textiles, clothing, leather	7654	169	84	2217	172	592	2003
21-22 Paper, publishing, printing	12068	323	615	4180	57	892	1728
23-26 Non-metallic products	16397	710	689	5139	84	1546	2722
27-28 Metals, metallic products	24249	335	533	11675	14	983	3899
29-33 Machinery, electrical equipment	23260	372	1235	7942	70	1512	3616
34-35 Transport equipment	3500	42	145	989	.	456	595
20,36,37 Other types of manufacture	7718	96	647	2428	.	318	1433
<b>Section E</b>							
<b>Electricity, gas, water</b>	2263	34	234	1354	.	147	154
<b>Section F</b>							
<b>Construction</b>	44071	1069	2308	22974	.	2243	3971
<b>Section G</b>							
<b>Wholesale, retail, repair</b>							
50 Sale and repair of vehicles	25912	534	1568	8083	25	3352	2979
51 Wholesale, trade	36168	1565	2728	11512	110	2864	6965
52 Retail, trade, repairs	28072	876	2767	12077	52	1077	3243
<b>Section H</b>							
<b>Hotels and restaurants</b>	16885	165	920	2861	38	685	1366
<b>Section I</b>							
<b>Transport, communication</b>							
60-63 Transport and storage	12824	1373	1344	.	94	950	3213
64 Post and telecommunications	871	93	557	.	21	71	59
<b>Section J</b>							
<b>Financial intermediation</b>							
65-66 Banking and insurance	11353	811	1398	4381	121	667	1305
67 Auxiliary activities	2180	110	66	.	.	184	312
<b>Section K and O</b>							
<b>Services for enterprises, renting, real estate</b>	63486	1992	5464	.	.	2266	11372
<b>TOTAL</b>	<b>352715</b>	<b>10935</b>	<b>24190</b>	<b>103822</b>	<b>1034</b>	<b>21626</b>	<b>53489</b>

Size class	EUR 12	B	DK	D	EL	E	F
10 to 49	239218	8796	20248	68017	605	16606	31555
50 to 99	51621	943	2316	17355	177	2259	10373
100 to 249	37154	562	1151	11120	143	1603	7108
250 to 499	13547	378	330	4140	68	630	2296
500 to 999	6273	137	93	2025	19	279	1200
1000 and more	4896	118	52	1142	21	249	957
<b>TOTAL</b>	<b>352715</b>	<b>10935</b>	<b>24190</b>	<b>103822</b>	<b>1034</b>	<b>21626</b>	<b>53489</b>


IRL	I	L	NL	P	UK	NACE Rev 1
8	29	.	41	.	568	<b>Section C</b> <b>Mining and quarrying</b>
						<b>Section D</b> <b>Manufacturing</b>
350	324	10	596	61	1100	Food, beverages, tobacco 15-16
216	375	.	171	248	1406	Textiles, clothing, leather 17-19
192	320	28	753	34	2947	Paper, publishing, printing 21-22
303	970	31	759	200	3256	Non-metallic products 23-26
149	891	16	882	219	4653	Metals, metallic products 27-28
333	1455	24	1214	209	5290	Machinery, electrical equipment 29-33
122	226	.	214	29	675	Transport equipment 34-35
88	259	.	459	120	1844	Other types of manufacture 20,36,37
.	167	6	95	.	69	<b>Section E</b> <b>Electricity, gas, water</b>
						<b>Section F</b> <b>Construction</b>
278	890	168	2702	156	7313	
						<b>Section G</b> <b>Wholesale, retail, repair</b>
445	1153	95	1353	374	5950	Sale and repair of vehicles 50
343	717	178	2754	465	5968	Wholesale, trade 51
242	275	95	1247	235	5886	Retail, trade, repairs 52
						<b>Section H</b> <b>Hotels and restaurants</b>
348	90	29	472	42	9869	
						<b>Section I</b> <b>Transport, communication</b>
104	308	50	1245	144	3999	Transport and storage 60-63
4	14	6	26	8	12	Post and telecommunications 64
						<b>Section J</b> <b>Financial intermediation</b>
72	429	169	305	181	1513	Banking and insurance 65-66
48	43	14	274	.	1121	Auxiliary activities 67
						<b>Section K and O</b> <b>Services for enterprises, renting, real estate</b>
825	851	158	4351	304	35903	
<b>4472</b>	<b>9788</b>	<b>1081</b>	<b>19913</b>	<b>3045</b>	<b>99343</b>	<b>TOTAL</b>

IRL	I	L	NL	P	UK	Size class
3050	5391	753	13522	1801	68874	10 to 49
741	1530	153	3004	482	12288	50 to 99
393	1424	114	1688	442	11406	100 to 249
167	710	34	1087	158	3549	250 to 499
85	411	13	341	75	1595	500 to 999
35	321	14	271	86	1630	1000 and more
<b>4472</b>	<b>9788</b>	<b>1081</b>	<b>19913</b>	<b>3045</b>	<b>99343</b>	<b>TOTAL</b>

### 3.1.2 Enterprises providing internal courses

#### Prestataires de cours internes

#### Anbieter von internen Weiterbildungskursen


 NACE Rev 1	EUR 12	B	DK	D	EL	E	F
<b>Section C</b>							
<b>Mining and quarrying</b>	990	7	.	432	.	49	126
<b>Section D</b>							
<b>Manufacturing</b>							
15-16 Food, beverages, tobacco	7142	255	210	3361	137	190	1471
17-19 Textiles, clothing, leather	4248	169	35	650	193	234	1674
21-22 Paper, publishing, printing	6118	295	408	1527	57	391	1248
23-26 Non-metallic products	10447	719	477	2740	155	640	2285
27-28 Metals, metallic products	12753	339	302	5915	70	556	2854
29-33 Machinery, electrical equipment	13105	323	621	5305	69	708	2134
34-35 Transport equipment	2194	42	71	595	11	229	555
20,36,37 Other types of manufacture	3731	96	202	866	10	69	1154
<b>Section E</b>							
<b>Electricity, gas, water</b>	1691	34	189	1031	.	80	148
<b>Section F</b>							
<b>Construction</b>	19406	1001	1093	9249	.	955	2684
<b>Section G</b>							
<b>Wholesale, retail, repair</b>							
50 Sale and repair of vehicles	11539	579	1043	4712	27	1245	2104
51 Wholesale, trade	22960	1562	1874	9235	107	1055	4934
52 Retail, trade, repairs	17492	876	2061	7208	86	384	2412
<b>Section H</b>							
<b>Hotels and restaurants</b>	12314	120	886	1857	61	306	977
<b>Section I</b>							
<b>Transport, communication</b>							
60-63 Transport and storage	7819	1375	1010	.	71	333	2579
64 Post and telecommunications	725	93	510	.	.	58	7
<b>Section J</b>							
<b>Financial intermediation</b>							
65-66 Banking and insurance	9949	769	1406	4028	44	528	1079
67 Auxiliary activities	1153	110	6	.	.	91	209
<b>Section K and O</b>							
<b>Services for enterprises, renting, real estate</b>	40964	1890	4525	.	.	1942	8741
<b>TOTAL</b>	<b>206742</b>	<b>10655</b>	<b>16931</b>	<b>58711</b>	<b>1130</b>	<b>10043</b>	<b>39375</b>

Size class	EUR 12	B	DK	D	EL	E	F
10 to 49	124341	8492	13731	33519	449	6786	21056
50 to 99	33139	949	1826	10924	267	1054	8400
100 to 249	27010	558	960	7524	250	1135	5803
250 to 499	11603	401	273	3568	93	552	2061
500 to 999	5750	137	90	2006	37	259	1139
1000 and more	4897	118	51	1147	34	258	916
<b>TOTAL</b>	<b>206742</b>	<b>10655</b>	<b>16931</b>	<b>58711</b>	<b>1130</b>	<b>10043</b>	<b>39375</b>

IRL	I	L	NL	P	UK	NACE Rev 1
	15		18		296	<b>Section C</b> <b>Mining and quarrying</b>
						<b>Section D</b> <b>Manufacturing</b>
229	194	5	298	55	737	Food, beverages, tobacco 15-16
113	122	:	57	279	722	Textiles, clothing, leather 17-19
212	168	14	364	22	1413	Paper, publishing, printing 21-22
224	667	14	457	194	1886	Non-metallic products 23-26
110	516	16	384	209	1482	Metals, metallic products 27-28
168	1115	12	530	125	2007	Machinery, electrical equipment 29-33
15	164	:	94	23	396	Transport equipment 34-35
121	78	:	217	107	812	Other types of manufacture 20,36,37
						<b>Section E</b> <b>Electricity, gas, water</b>
	66		68		69	
						<b>Section F</b> <b>Construction</b>
102	399	55	812	132	2924	
						<b>Section G</b> <b>Wholesale, retail, repair</b>
187	192	28	593	135	694	Sale and repair of vehicles 50
242	494	76	1268	285	1828	Wholesale, trade 51
192	250	23	776	116	3107	Retail, trade, repairs 52
						<b>Section H</b> <b>Hotels and restaurants</b>
181	74	19	205	108	7520	
						<b>Section I</b> <b>Transport, communication</b>
57	222	20	431	92	1629	Transport and storage 60-63
	14		18	8	12	Post and telecommunications 64
						<b>Section J</b> <b>Financial Intermediation</b>
71	314	71	221	75	1343	Banking and insurance 65-66
41	39		103		546	Auxiliary activities 67
						<b>Section K and O</b> <b>Services for enterprises, renting, real estate</b>
367	821	79	2027	280	20292	
<b>2641</b>	<b>5924</b>	<b>439</b>	<b>8941</b>	<b>2259</b>	<b>49716</b>	<b>TOTAL</b>

IRL	I	L	NL	P	UK	Size class
1529	2869	241	4759	1281	29629	10 to 49
564	856	74	1566	338	6321	50 to 99
313	983	68	1115	364	7937	100 to 249
132	564	29	884	106	2940	250 to 499
68	341	13	338	81	1241	500 to 999
35	310	14	279	87	1648	1000 and more
<b>2641</b>	<b>5924</b>	<b>439</b>	<b>8941</b>	<b>2259</b>	<b>49716</b>	<b>TOTAL</b>

**3.2. ENTERPRISES PROVIDING CVT IN THE WORK SITUATION**  
**PRESTATAIRES DE FORMATION CONTINUE EN SITUATION DE TRAVAIL**  
**UNTERNEHMEN, DIE WEITERBILDUNG AM ARBEITSPLATZ ANBIETEN**

 NACE Rev 1	EUR 12	B	DK	D	EL	E	F
<b>Section C</b>							
<b>Mining and quarrying</b>	1657	.	:	845	.	68	180
<b>Section D</b>							
<b>Manufacturing</b>							
15-16 Food, beverages, tobacco	10785	179	870	5145	81	409	1090
17-19 Textiles, clothing, leather	8958	.	154	2778	152	367	1536
21-22 Paper, publishing, printing	11177	264	653	3655	26	626	720
23-26 Non-metallic products	15772	607	620	5119	115	621	1786
27-28 Metals, metallic products	23035	369	576	10402	31	564	2807
29-33 Machinery, electrical equipment	19272	387	772	6595	43	712	2603
34-35 Transport equipment	2673	60	105	867	3	168	172
20,36,37 Other types of manufacture	8250	86	577	2552	5	210	1055
<b>Section E</b>							
<b>Electricity, gas, water</b>	1433	22	139	1002	.	62	69
<b>Section F</b>							
<b>Construction</b>	37102	688	1053	21171	:	1084	4057
<b>Section G</b>							
<b>Wholesale, retail, repair</b>							
50 Sale and repair of vehicles	19341	382	1082	7174	18	1009	2083
51 Wholesale, trade	32646	996	2192	12003	43	1197	4858
52 Retail, trade, repairs	33843	596	2501	12531	77	860	5332
<b>Section H</b>							
<b>Hotels and restaurants</b>	32321	199	1268	5892	49	180	2058
<b>Section I</b>							
<b>Transport, communication</b>							
60-63 Transport and storage	9695	941	1351	:	32	330	1597
64 Post and telecommunications	623	93	468	:	.	19	5
<b>Section J</b>							
<b>Financial intermediation</b>							
65-66 Banking and insurance	9883	692	1451	4031	13	325	725
67 Auxiliary activities	2121	66	37	:	:	92	185
<b>Section K and O</b>							
<b>Services for enterprises, renting, real estate</b>	59937	1478	4040	:	:	2413	8232
<b>TOTAL</b>	<b>340525</b>	<b>8228</b>	<b>19910</b>	<b>101762</b>	<b>692</b>	<b>11316</b>	<b>41150</b>


Size class	EUR 12	B	DK	D	EL	E	F
10 to 49	245548	6471	16273	69962	433	8975	27082
50 to 99	43679	711	2109	15198	116	962	6559
100 to 249	29778	457	1067	9648	79	725	4255
250 to 499	11523	346	314	3844	38	361	1686
500 to 999	5185	131	89	1948	11	142	853
1000 and more	4810	112	58	1135	16	151	715
<b>TOTAL</b>	<b>340525</b>	<b>8228</b>	<b>19910</b>	<b>101762</b>	<b>692</b>	<b>11316</b>	<b>41150</b>



IRL	I	L	NL	P	UK	NACE Rev 1
	17		12	10	513	<b>Section C</b> <b>Mining and quarrying</b>
						<b>Section D</b> <b>Manufacturing</b>
293	262	7	358	46	2045	Food, beverages, tobacco 15-16
252	601	.	160	301	2536	Textiles, clothing, leather 17-19
243	298	18	465	32	4177	Paper, publishing, printing 21-22
334	670	21	424	186	5282	Non-metallic products 23-26
200	709	17	399	245	6717	Metals, metallic products 27-28
319	1075	20	567	152	6039	Machinery, electrical equipment 29-33
11	131	.	107	23	1026	Transport equipment 34-35
198	241	5	280	159	2881	Other types of manufacture 20,36,37
	47		14		69	<b>Section E</b> <b>Electricity, gas, water</b>
						<b>Section F</b> <b>Construction</b>
293	728	93	1011	170	6753	
						<b>Section G</b> <b>Wholesale, retail, repair</b>
240	327	41	522	215	6249	Sale and repair of vehicles 50
353	550	85	1511	285	8573	Wholesale, trade 51
366	245	43	651	181	10459	Retail, trade, repairs 52
						<b>Section H</b> <b>Hotels and restaurants</b>
386	88	30	283	106	21782	
						<b>Section I</b> <b>Transport, communication</b>
27	200	19	431	97	4670	Transport and storage 60-63
	9	.	5	8	12	Post and telecommunications 64
						<b>Section J</b> <b>Financial Intermediation</b>
70	152	70	214	82	2058	Banking and insurance 65-66
34	23	9	146	.	1528	Auxiliary activities 67
						<b>Section K and O</b> <b>Services for enterprises, renting, real estate</b>
661	621	105	2117	246	40024	
<b>4292</b>	<b>6993</b>	<b>592</b>	<b>9677</b>	<b>2545</b>	<b>133393</b>	<b>TOTAL</b>

IRL	I	L	NL	P	UK	Size class
3074	4585	390	6444	1579	100280	<b>10 to 49</b>
653	835	72	1497	366	14601	<b>50 to 99</b>
355	807	82	827	345	11131	<b>100 to 249</b>
122	382	23	505	103	3799	<b>250 to 499</b>
63	214	13	200	75	1446	<b>500 to 999</b>
25	170	12	204	77	2135	<b>1000 and more</b>
<b>4292</b>	<b>6993</b>	<b>592</b>	<b>9677</b>	<b>2545</b>	<b>133393</b>	<b>TOTAL</b>

**3.3. ENTERPRISES PROVIDING INSTRUCTION AT CONFERENCES, WORKSHOPS etc  
 PRESTATAIRES DE FORMATION CONTINUE DANS LE CADRE DE  
 CONFERENCES, DE SEMINAIRES, D'ATELIERS etc  
 ANBIETER VON WEITERBILDUNG IM RAHMEN VON KONFERENZEN,  
 SEMINAREN, WORKSHOPS usw**


 NACE Rev 1	EUR 12	B	DK	D	EL	E	F
<b>Section C</b>							
<b>Mining and quarrying</b>	1963	8	:	1178	.	107	115
<b>Section D</b>							
<b>Manufacturing</b>							
15-16 Food, beverages, tobacco	10806	187	370	6926	38	274	1334
17-19 Textiles, clothing, leather	7777	146	76	4382	98	335	570
21-22 Paper, publishing, printing	9079	206	342	4722	21	385	478
23-26 Non-metallic products	15096	501	421	6688	50	701	1604
27-28 Metals, metallic products	20508	263	311	13627	18	395	1496
29-33 Machinery, electrical equipment	18966	279	641	8510	22	796	1660
34-35 Transport equipment	3358	42	48	1322	4	159	452
20,36,37 Other types of manufacture	7384	59	186	4054	.	121	454
<b>Section E</b>							
<b>Electricity, gas, water</b>	2019	21	80	1422	:	80	108
<b>Section F</b>							
<b>Construction</b>	47123	681	1550	32876	:	1096	2153
<b>Section G</b>							
<b>Wholesale, retail, repair</b>							
50 Sale and repair of vehicles	22275	293	1316	8578	.	1450	3432
51 Wholesale, trade	31966	925	1773	14988	120	1513	4007
52 Retail, trade, repairs	25907	436	1924	16580	34	824	828
<b>Section H</b>							
<b>Hotels and restaurants</b>	15329	120	789	6011	30	241	735
<b>Section I</b>							
<b>Transport, communication</b>							
60-63 Transport and storage	6845	950	920	:	22	412	1005
64 Post and telecommunications	597	146	366	:	.	37	7
<b>Section J</b>							
<b>Financial intermediation</b>							
65-66 Banking and insurance	10022	668	812	4484	15	404	904
67 Auxiliary activities	2200	110	37	:	.	84	142
<b>Section K and O</b>							
<b>Services for enterprises, renting, real estate</b>	48352	1523	4284	:	.	2007	5681
<b>TOTAL</b>	<b>307576</b>	<b>7565</b>	<b>16247</b>	<b>136348</b>	<b>478</b>	<b>11422</b>	<b>27165</b>

Size class	EUR 12	B	DK	D	EL	E	F
10 to 49	210144	5733	13741	96183	236	8512	14439
50 to 99	43396	756	1450	20261	89	1282	5310
100 to 249	32199	504	741	12387	85	966	4190
250 to 499	11994	334	211	4190	34	390	1590
500 to 999	5328	126	60	2079	18	147	877
1000 and more	4513	111	45	1248	16	126	759
<b>TOTAL</b>	<b>307576</b>	<b>7565</b>	<b>16247</b>	<b>136348</b>	<b>478</b>	<b>11422</b>	<b>27165</b>

IRL	I	L	NL	P	UK	NACE Rev 1
8	44	.	41	5	454	<b>Section C</b> <b>Mining and quarrying</b>
						<b>Section D</b> <b>Manufacturing</b>
164	390	8	542	60	512	Food, beverages, tobacco 15-16
109	542	.	270	150	1100	Textiles, clothing, leather 17-19
99	302	19	663	27	1815	Paper, publishing, printing 21-22
254	1074	28	802	155	2830	Non-metallic products 23-26
53	860	13	759	189	2524	Metals, metallic products 27-28
222	1492	17	1312	137	3891	Machinery, electrical equipment 29-33
113	184	.	236	20	778	Transport equipment 34-35
80	327	.	392	71	1635	Other types of manufacture 20,36,37
.	146	.	87	.	69	<b>Section E</b> <b>Electricity, gas, water</b>
						<b>Section F</b> <b>Construction</b>
239	1011	127	2193	119	5078	
						<b>Section G</b> <b>Wholesale, retail, repair</b>
272	570	62	1163	259	4878	Sale and repair of vehicles 50
254	855	151	3171	329	3880	Wholesale, trade 51
193	298	74	1145	129	3443	Retail, trade, repairs 52
						<b>Section H</b> <b>Hotels and restaurants</b>
167	52	46	367	36	6735	
						<b>Section I</b> <b>Transport, communication</b>
27	342	45	998	95	2029	Transport and storage 60-63
.	12	.	5	6	12	Post and telecommunications 64
						<b>Section J</b> <b>Financial intermediation</b>
67	332	174	364	133	1665	Banking and insurance 65-66
34	44	9	179	.	1557	Auxiliary activities 67
						<b>Section K and O</b> <b>Services for enterprises, renting, real estate</b>
589	1001	158	5220	301	27588	
<b>2945</b>	<b>9878</b>	<b>945</b>	<b>19909</b>	<b>2226</b>	<b>72472</b>	<b>TOTAL</b>

IRL	I	L	NL	P	UK	Size class
2063	5788	658	13982	1223	47586	10 to 49
382	1638	120	2732	368	9007	50 to 99
257	1302	110	1691	376	9591	100 to 249
135	571	32	979	107	3359	250 to 499
83	333	12	286	74	1231	500 to 999
25	246	12	239	77	1698	1000 and more
<b>2945</b>	<b>9878</b>	<b>945</b>	<b>19909</b>	<b>2226</b>	<b>72472</b>	<b>TOTAL</b>

**3.4. ENTERPRISES PROVIDING PLANNED LEARNING THROUGH JOB ROTATION etc**  
**PRESTATAIRES DE FORMATION CONTINUE A TRAVERS LA ROTATION**  
**DES POSTES, LA MOBILITE, LES CERCLES DE QUALITE etc**  
**ANBIETER VON WEITERBILDUNG IN FORM VON JOB ROTATION,**  
**ARBEITSPLATZTAUSCH, QUALITÄTSZIRKELN usw**


 NACE Rev 1	EUR 12	B	DK	D	EL	E	F
<b>Section C</b>							
<b>Mining and quarrying</b>	849	8	.	440	.	24	121
<b>Section D</b>							
<b>Manufacturing</b>							
15-16 Food, beverages, tobacco	4940	175	467	2113	35	127	1047
17-19 Textiles, clothing, leather	4380	73	76	1429	74	136	818
21-22 Paper, publishing, printing	4795	211	363	1624	16	225	759
23-26 Non-metallic products	8731	492	314	2923	64	434	1733
27-28 Metals, metallic products	10771	257	310	3785	10	310	2448
29-33 Machinery, electrical equipment	8154	164	434	2902	45	413	1670
34-35 Transport equipment	1792	38	68	249	.	149	468
20,36,37 Other types of manufacture	3830	52	415	763	.	259	867
<b>Section E</b>							
<b>Electricity, gas, water</b>	810	27	80	566	.	16	16
<b>Section F</b>							
<b>Construction</b>	8008	205	587	3998	.	240	1169
<b>Section G</b>							
<b>Wholesale, retail, repair</b>							
50 Sale and repair of vehicles	5874	129	566	1753	11	424	909
51 Wholesale, trade	14105	684	779	4566	20	603	3180
52 Retail, trade, repairs	7850	261	1306	2184	.	224	1166
<b>Section H</b>							
<b>Hotels and restaurants</b>	8840	102	388	1455	.	106	1088
<b>Section I</b>							
<b>Transport, communication</b>							
60-63 Transport and storage	3642	481	463	.	7	294	1344
64 Post and telecommunications	343	28	.	.	.	.	.
<b>Section J</b>							
<b>Financial intermediation</b>							
65-66 Banking and insurance	4936	555	1007	1217	50	196	507
67 Auxiliary activities	488	9	.	.	.	22	.
<b>Section K and O</b>							
<b>Services for enterprises, renting, real estate</b>	18465	950	1675	.	.	449	3649
<b>TOTAL</b>	<b>121608</b>	<b>4901</b>	<b>9596</b>	<b>31967</b>	<b>339</b>	<b>4655</b>	<b>22961</b>

Size class	EUR 12	B	DK	D	EL	E	F
10 to 49	74826	3498	7626	18436	180	3576	11200
50 to 99	18524	524	1049	5053	71	435	5193
100 to 249	15655	351	648	4207	45	371	3940
250 to 499	6456	303	180	2300	23	140	1294
500 to 999	3285	123	53	1191	13	62	696
1000 and more	2864	102	40	769	7	71	638
<b>TOTAL</b>	<b>121608</b>	<b>4901</b>	<b>9596</b>	<b>31967</b>	<b>339</b>	<b>4655</b>	<b>22961</b>

IRL	I	L	NL	P	UK	NACE Rev 1
.	10	.	6	.	235	<b>Section C</b> <b>Mining and quarrying</b>
						<b>Section D</b> <b>Manufacturing</b>
152	82	4	94	13	631	Food, beverages, tobacco 15-16
64	161	.	60	170	1319	Textiles, clothing, leather 17-19
20	75	8	243	18	1233	Paper, publishing, printing 21-22
106	322	13	277	97	1956	Non-metallic products 23-26
52	278	8	213	113	2987	Metals, metallic products 27-28
123	538	6	256	42	1571	Machinery, electrical equipment 29-33
6	69	0	116	11	616	Transport equipment 34-35
44	58	1	86	23	1260	Other types of manufacture 20,36,37
						<b>Section E</b> <b>Electricity, gas, water</b>
.	29	.	5	.	69	
						<b>Section F</b> <b>Construction</b>
38	194	35	417	24	1102	
						<b>Section G</b> <b>Wholesale, retail, repair</b>
14	86	9	221	56	1696	Sale and repair of vehicles 50
67	130	33	897	117	3029	Wholesale, trade 51
91	86	26	100	74	2331	Retail, trade, repairs 52
						<b>Section H</b> <b>Hotels and restaurants</b>
168	11	23	94	38	5365	
						<b>Section I</b> <b>Transport, communication</b>
26	52	7	150	61	757	Transport and storage 60-63
.	.	.	.	.	12	Post and telecommunications 64
						<b>Section J</b> <b>Financial intermediation</b>
44	78	57	54	52	1118	Banking and insurance 65-66
27	10	.	34	.	379	Auxiliary activities 67
						<b>Section K and O</b> <b>Services for enterprises, renting, real estate</b>
108	180	37	958	93	10366	
<b>1152</b>	<b>2450</b>	<b>277</b>	<b>4282</b>	<b>1006</b>	<b>38033</b>	<b>TOTAL</b>

IRL	I	L	NL	P	UK	Size class
621	1305	154	2600	606	25024	10 to 49
240	336	23	836	153	4611	50 to 99
154	371	62	373	149	4984	100 to 249
84	207	20	236	35	1634	250 to 499
33	118	10	91	37	858	500 to 999
20	112	9	146	27	923	1000 and more
<b>1152</b>	<b>2450</b>	<b>277</b>	<b>4282</b>	<b>1006</b>	<b>38033</b>	<b>TOTAL</b>

**3.5. ENTERPRISES PROVIDING SELF-LEARNING THROUGH DISTANCE-LEARNING  
 PRESTATAIRES DE FORMATION CONTINUE PAR AUTO-FORMATION, (TELE-  
 ENSEIGN., MOYENS AUDIOVISUELS, ENSEIGN. ASSISTE PAR ORDINATEUR)  
 ANBIETER VON WEITERBILDUNG DURCH SELBSTSTUDIUM (FERN-  
 UNTERRICHT, AUDIO-VISUELLE HILFEN, COMPUTERGESTÜTZTES LERNEN)**


 NACE Rev 1	EUR 12	B	DK	D	EL	E	F
<b>Section C</b>							
<b>Mining and quarrying</b>	795	.	.	371	.	4	87
<b>Section D</b>							
<b>Manufacturing</b>							
15-16 Food, beverages, tobacco	2729	45	51	1100	14	56	486
17-19 Textiles, clothing, leather	1577	49	17	543	.	83	347
21-22 Paper, publishing, printing	3883	99	84	1523	.	40	227
23-26 Non-metallic products	4825	206	155	1864	30	237	677
27-28 Metals, metallic products	7978	62	57	4523	.	95	894
29-33 Machinery, electrical equipment	8397	78	134	3639	41	412	1020
34-35 Transport equipment	1076	31	30	465	.	74	86
20,36,37 Other types of manufacture	1904	.	74	1003	.	57	111
<b>Section E</b>							
<b>Electricity, gas, water</b>	526	4	20	258	.	33	50
<b>Section F</b>							
<b>Construction</b>	10274	270	459	6370	.	379	289
<b>Section G</b>							
<b>Wholesale, retail, repair</b>							
50 Sale and repair of vehicles	8332	157	831	3535	.	369	655
51 Wholesale, trade	12100	371	1009	4311	7	844	1638
52 Retail, trade, repairs	10027	235	1684	4153	.	327	857
<b>Section H</b>							
<b>Hotels and restaurants</b>	6755	45	153	1628	.	92	145
<b>Section I</b>							
<b>Transport, communication</b>							
60-63 Transport and storage	3914	479	346	.	.	189	802
64 Post and telecommunications	167	14	118	.	.	.	7
<b>Section J</b>							
<b>Financial intermediation</b>							
65-66 Banking and insurance	6087	372	1134	2457	9	176	822
67 Auxiliary activities	1534	4	31	.	.	43	28
<b>Section K and O</b>							
<b>Services for enterprises, renting, real estate</b>	26915	751	1100	.	.	351	3823
<b>TOTAL</b>	<b>119801</b>	<b>3284</b>	<b>7488</b>	<b>37743</b>	<b>104</b>	<b>3863</b>	<b>13051</b>

Size class	EUR 12	B	DK	D	EL	E	F
10 to 49	74926	2535	6226	23385	53	2910	6535
50 to 99	18087	267	761	6439	16	338	2535
100 to 249	14461	174	355	4290	14	319	1933
250 to 499	6299	150	90	1912	12	145	814
500 to 999	3067	86	29	938	3	71	641
1000 and more	2959	72	27	762	6	80	593
<b>TOTAL</b>	<b>119801</b>	<b>3284</b>	<b>7488</b>	<b>37743</b>	<b>104</b>	<b>3863</b>	<b>13051</b>

IRL	I	L	NL	P	UK	NACE Rev 1
.	.	.	29	.	292	<b>Section C</b> <b>Mining and quarrying</b>
						<b>Section D</b> <b>Manufacturing</b>
112	41	.	326	.	495	Food, beverages, tobacco 15-16
17	53	:	144	6	318	Textiles, clothing, leather 17-19
51	31	9	511	.	1307	Paper, publishing, printing 21-22
136	102	2	613	8	808	Non-metallic products 23-26
52	193	5	422	26	1649	Metals, metallic products 27-28
131	312	.	901	.	1721	Machinery, electrical equipment 29-33
.	29	.	190	8	155	Transport equipment 34-35
30	31	:	262	.	326	Other types of manufacture 20,36,37
.	12	:	79	.	69	<b>Section E</b> <b>Electricity, gas, water</b>
84	160	17	1178	9	1059	<b>Section F</b> <b>Construction</b>
						<b>Section G</b> <b>Wholesale, retail, repair</b>
67	89	.	719	.	1899	Sale and repair of vehicles 50
109	139	27	2368	28	1249	Wholesale, trade 51
116	66	.	587	20	1979	Retail, trade, repairs 52
111	13	7	507	.	4053	<b>Section H</b> <b>Hotels and restaurants</b>
						<b>Section I</b> <b>Transport, communication</b>
27	51	6	719	.	1290	Transport and storage 60-63
.	.	.	5	.	12	Post and telecommunications 64
						<b>Section J</b> <b>Financial intermediation</b>
56	69	23	136	52	780	Banking and insurance 65-66
27	8	.	152	:	1238	Auxiliary activities 67
427	211	35	3151	8	17058	<b>Section K and O</b> <b>Services for enterprises, renting, real estate</b>
<b>1567</b>	<b>1618</b>	<b>156</b>	<b>12999</b>	<b>184</b>	<b>37759</b>	<b>TOTAL</b>


IRL	I	L	NL	P	UK	Size class
936	1034	101	8232	78	22901	10 to 49
227	196	17	2196	36	5059	50 to 99
204	189	19	1232	28	5704	100 to 249
112	84	6	885	10	2079	250 to 499
64	35	8	240	10	942	500 to 999
25	79	5	214	23	1073	1000 and more
<b>1567</b>	<b>1618</b>	<b>156</b>	<b>12999</b>	<b>184</b>	<b>37759</b>	<b>TOTAL</b>

**4. ENTERPRISES PROVIDING TRAINING WITH A TRAINING PLAN**  
**ENTREPRISES PROPOSANT DE LA FPC AVEC UN PLAN DE FORMATION**  
**ALLE ANBIETER MIT EINEM WEITERBILDUNGSPLAN BZW. -PROGRAMM**

 7 NACE groups	EUR 12	B	DK	D	EL	E	F
NACE C,E	1345	.	129	348	20	150	254
NACE D 27-35	20165	258	569	3680	83	1559	4097
NACE D 15-26, 36-37	22084	425	907	3478	612	1655	5201
NACE F	10621	.	575	3152	:	475	1243
NACE G,H	43260	1090	2483	8470	317	2552	5823
NACE I	5207	208	806	:	84	314	1334
NACE J,K,O	40819	1041	3512	3269	138	1700	7261
<b>TOTAL</b>	<b>143672</b>	<b>3173</b>	<b>8981</b>	<b>22398</b>	<b>1254</b>	<b>8405</b>	<b>25213</b>

Size class	EUR 12	B	DK	D	EL	E	F
10 to 49	80394	2168	7048	10635	541	5270	7840
50 to 99	24233	326	1007	4100	280	1003	7315
100 to 249	21228	236	606	3428	258	1028	5874
250 to 499	8713	242	201	2100	97	564	2072
500 to 999	4660	105	75	1165	43	274	1176
1000 and more	4443	96	43	970	35	265	936
<b>TOTAL</b>	<b>143672</b>	<b>3173</b>	<b>8981</b>	<b>22398</b>	<b>1254</b>	<b>8405</b>	<b>25213</b>

**5. ENTERPRISES PROVIDING COURSES WITH A TRAINING PLAN**  
**ENTREPRISES PROPOSANT DES COURS AVEC UN PLAN DE FORMATION**  
**ANBIETER VON KURSEN MIT EINEM WEITERBILDUNGSPLAN BZW. -PROGRAMM**

 7 NACE groups	EUR 12*	B	DK	D	EL	E	F
NACE C,E	909	.	129	:	20	140	254
NACE D 27-35	13089	213	564	:	76	1435	4097
NACE D 15-26, 36-37	14945	418	879	:	577	1111	5201
NACE F	6001	.	476	:	:	471	1243
NACE G,H	29825	1090	2453	:	281	2425	5823
NACE I	4402	208	760	:	84	271	1334
NACE J,K,O	33583	1041	3512	:	137	1495	7261
<b>TOTAL</b>	<b>102925</b>	<b>3122</b>	<b>8773</b>	<b>:</b>	<b>1175</b>	<b>7348</b>	<b>25213</b>

Size class	EUR 12*	B	DK	D	EL	E	F
10 to 49	56221	2124	6855	:	476	4346	7840
50 to 99	17884	319	1007	:	268	935	7315
100 to 249	16486	236	594	:	258	979	5874
250 to 499	5919	242	201	:	97	549	2072
500 to 999	3216	105	75	:	42	274	1176
1000 and more	3198	96	42	:	33	265	936
<b>TOTAL</b>	<b>102925</b>	<b>3122</b>	<b>8774</b>	<b>:</b>	<b>1174</b>	<b>7348</b>	<b>25213</b>

\* = excluding D, NL

\* = D, NL excludes

\* = ohne D, NL




IRL	I	L	NL	P	UK	7 NACE groups
8	151	.	58	5	222	<b>NACE C,E</b>
594	2376	18	1026	258	5647	<b>NACE D 27-35</b>
1279	2126	19	1176	414	4792	<b>NACE D 15-26, 36-37</b>
296	721	.	1059	86	3014	<b>NACE F</b>
999	1594	136	1990	523	17283	<b>NACE G,H</b>
82	268	13	525	52	1521	<b>NACE I</b>
686	1320	116	1766	329	19681	<b>NACE J,K,O</b>
<b>3945</b>	<b>8556</b>	<b>321</b>	<b>7600</b>	<b>1667</b>	<b>52159</b>	<b>TOTAL</b>

IRL	I	L	NL	P	UK	Size class
2624	4552	170	4543	825	34178	<b>10 to 49</b>
666	1333	41	1129	256	6777	<b>50 to 99</b>
376	1322	64	817	332	6887	<b>100 to 249</b>
159	646	24	610	108	1890	<b>250 to 499</b>
85	392	8	259	70	1008	<b>500 to 999</b>
35	311	14	242	76	1420	<b>1000 and more</b>
<b>3945</b>	<b>8556</b>	<b>321</b>	<b>7600</b>	<b>1667</b>	<b>52159</b>	<b>TOTAL</b>

IRL	I	L	NL	P	UK	7 NACE groups
8	131	.	:	5	222	<b>NACE C,E</b>
509	1893	17	:	258	4027	<b>NACE D 27-35</b>
1153	1492	19	:	414	3681	<b>NACE D 15-26, 36-37</b>
240	471	.	:	86	3014	<b>NACE F</b>
898	1258	122	:	523	14952	<b>NACE G,H</b>
82	250	13	:	52	1348	<b>NACE I</b>
625	1189	113	:	329	17881	<b>NACE J,K,O</b>
<b>3515</b>	<b>6684</b>	<b>303</b>	<b>:</b>	<b>1667</b>	<b>45125</b>	<b>TOTAL</b>


IRL	I	L	NL	P	UK	Size class
2237	3141	155	:	825	28222	<b>10 to 49</b>
630	1099	41	:	256	6014	<b>50 to 99</b>
371	1140	62	:	332	6640	<b>100 to 249</b>
157	613	24	:	108	1856	<b>250 to 499</b>
85	380	7	:	70	1002	<b>500 to 999</b>
35	310	14	:	76	1391	<b>1000 and more</b>
<b>3515</b>	<b>6684</b>	<b>303</b>	<b>:</b>	<b>1667</b>	<b>45125</b>	<b>TOTAL</b>

**6. ENTERPRISES PROVIDING TRAINING WITHOUT A TRAINING PLAN**  
**ENTREPRISES PROPOSANT DE LA FPC AVEC AUCUN PLAN DE FORMATION**  
**ALLE ANBIETER OHNE WEITERBILDUNGSPLAN BZW. -PROGRAMM**

 7 NACE groups	EUR 12	B	DK	D	GR	E	F
NACE C,E	3685	40	105	2299	15	233	283
NACE D 27-35	48995	748	1973	21814	163	2367	6275
NACE D 15-26, 36-37	64402	1392	2908	26887	509	4192	7233
NACE F	54275	1128	2051	33157	.	2175	5008
NACE G,H	126446	2328	7771	44494	278	8437	17020
NACE I	13279	1547	1722	.	97	1019	2513
NACE J,K,O	61083	1961	4221	1237	10	3997	7791
<b>TOTAL</b>	<b>372172</b>	<b>9144</b>	<b>20755</b>	<b>129888</b>	<b>1073</b>	<b>22421</b>	<b>46123</b>

size class	EUR 12	B	DK	D	GR	E	F
10 to 49	300152	7891	18150	100229	762	19026	39758
50 to 99	41347	672	1700	17195	151	2164	4573
100 to 249	21200	358	704	9168	121	988	1356
250 to 499	6321	167	158	2176	32	196	391
500 to 999	1955	32	23	922	.	40	24
1000 and more	1184	24	20	195	.	7	21
<b>TOTAL</b>	<b>372172</b>	<b>9144</b>	<b>20755</b>	<b>129888</b>	<b>1073</b>	<b>22421</b>	<b>46123</b>

**7. ENTERPRISES PROVIDING COURSES WITHOUT A TRAINING PLAN**  
**ENTREPRISES PROPOSANT DES COURS AVEC AUCUN PLAN DE FORMATION**  
**ANBIETER VON KURSEN OHNE WEITERBILDUNGSPLAN BZW. -PROGRAMM**

 7 NACE groups	EUR 12*	B	DK	D	EL	E	F
NACE C,E	997	39	105	.	15	133	201
NACE D 27-35	17107	565	1604	.	132	1856	4063
NACE D 15-26, 36-37	22531	1159	2261	.	365	3214	5348
NACE F	13220	1007	1988	.	.	1843	2821
NACE G,H	47308	2184	6776	.	175	6504	8985
NACE I	9426	1319	1554	.	87	854	2016
NACE J,K,O	41162	1887	3977	.	10	2756	5806
<b>TOTAL</b>	<b>151753</b>	<b>8160</b>	<b>18265</b>	<b>:</b>	<b>784</b>	<b>17160</b>	<b>29240</b>

Size class	EUR 12*	B	DK	D	EL	E	F
10 to 49	121084	6962	15928	.	530	14413	24216
50 to 99	16566	651	1518	.	119	1693	3408
100 to 249	9677	332	657	.	101	845	1310
250 to 499	2932	161	134	.	28	170	261
500 to 999	847	32	18	.	3	36	24
1000 and more	622	22	10	.	4	4	21
<b>TOTAL</b>	<b>151753</b>	<b>8160</b>	<b>18265</b>	<b>:</b>	<b>785</b>	<b>17161</b>	<b>29240</b>

\* = excluding D, NL

\* = D, NL excludes

\* = ohne D, NL


IRL	I	L	NL	P	UK	7 NACE groups
:	125	6	89	11	479	NACE C,E
179	2619	34	1974	379	10470	NACE D 27-35
231	3007	72	2474	648	14849	NACE D 15-26, 36-37
67	1255	209	2513	170	6542	NACE F
1041	2508	353	5994	871	35351	NACE G,H
26	408	65	1174	144	4564	NACE I
386	880	309	4621	298	35372	NACE J,K,O
<b>1930</b>	<b>10800</b>	<b>1047</b>	<b>18839</b>	<b>2522</b>	<b>107630</b>	<b>TOTAL</b>

IRL	I	L	NL	P	UK	size class
1652	8154	829	14542	1758	87401	10 to 49
199	1410	131	2507	396	10249	50 to 99
66	843	68	1079	250	6199	100 to 249
12	268	14	559	73	2275	250 to 499
.	94	5	99	28	688	500 to 999
.	31	:	53	17	816	1000 and more
<b>1930</b>	<b>10800</b>	<b>1047</b>	<b>18839</b>	<b>2522</b>	<b>107630</b>	<b>TOTAL</b>

IRL	I	L	NL	P	UK	7 NACE groups
0	74	4	:	11	415	NACE C,E
150	1297	27	:	379	7034	NACE D 27-35
187	1198	58	:	648	8093	NACE D 15-26, 36-37
40	613	156	:	170	4582	NACE F
643	1465	288	:	871	19417	NACE G,H
26	183	45	:	144	3198	NACE I
331	557	248	:	298	25292	NACE J,K,O
<b>1377</b>	<b>5388</b>	<b>826</b>	<b>:</b>	<b>2521</b>	<b>68031</b>	<b>TOTAL</b>


IRL	I	L	NL	P	UK	Size class
1129	3813	633	:	1759	51701	10 to 49
183	769	119	:	395	7711	50 to 99
51	518	53	:	250	5560	100 to 249
12	184	14	:	73	1895	250 to 499
.	75	.	:	28	631	500 to 999
.	29	.	:	17	532	1000 and more
<b>1376</b>	<b>5388</b>	<b>826</b>	<b>:</b>	<b>2522</b>	<b>68030</b>	<b>TOTAL</b>

**8. ENTERPRISES PROVIDING TRAINING WITH A TRAINING BUDGET**  
**ENTREPRISES PROPOSANT DE LA FPC AVEC UN BUDGET DE FORMATION**  
**ALLE ANBIETER MIT EINEM WEITERBILDUNGSBUDGET**

 7 NACE groups	EUR 12	B	DK	D	EL	E	F
NACE C,E	1555	10	219	458	16	121	254
NACE D 27-35	16718	200	670	3179	72	1085	4125
NACE D 15-26, 36-37	19472	308	1075	3205	328	1374	5495
NACE F	6025	66	487	1419	:	371	1274
NACE G,H	31876	1072	3721	5241	121	1583	6342
NACE I	4791	240	954	:	54	289	1398
NACE J,K,O	41565	1305	4260	2052	131	1319	7759
<b>TOTAL</b>	<b>122004</b>	<b>3201</b>	<b>11388</b>	<b>15554</b>	<b>722</b>	<b>6143</b>	<b>26647</b>

Size class	EUR 12	B	DK	D	EL	E	F
10 to 49	59894	2161	8849	4943	245	3296	8875
50 to 99	22852	365	1287	3507	176	890	7563
100 to 249	20840	253	831	2925	174	954	5981
250 to 499	9222	234	282	2081	65	498	2112
500 to 999	4943	92	84	1181	31	255	1176
1000 and more	4252	96	55	915	31	250	940
<b>TOTAL</b>	<b>122004</b>	<b>3201</b>	<b>11388</b>	<b>15554</b>	<b>722</b>	<b>6143</b>	<b>26647</b>

**9. ENTERPRISES PROVIDING COURSES WITH A TRAINING BUDGET**  
**ENTREPRISES PROPOSANT DES COURS AVEC UN BUDGET DE FORMATION**  
**ANBIETER VON KURSEN MIT EINEM WEITERBILDUNGSBUDGET**

 7 NACE groups	EUR 12*	B	DK	D	EL	E	F
NACE C,E	994	10	219	:	16	120	254
NACE D 27-35	11792	178	627	:	65	1013	4125
NACE D 15-26, 36-37	13248	308	1064	:	324	1049	5495
NACE F	3864	66	487	:	:	369	1274
NACE G,H	21734	1072	3626	:	106	1422	6342
NACE I	4026	240	937	:	54	282	1398
NACE J,K,O	35433	1305	4252	:	130	1285	7759
<b>TOTAL</b>	<b>91091</b>	<b>3179</b>	<b>11212</b>	<b>:</b>	<b>695</b>	<b>5540</b>	<b>26647</b>

Size class	EUR 12*	B	DK	D	EL	E	F
10 to 49	44587	2139	8733	:	229	2790	8875
50 to 99	17317	365	1275	:	170	839	7563
100 to 249	16315	253	809	:	170	917	5981
250 to 499	6247	234	269	:	65	490	2112
500 to 999	3410	92	78	:	31	253	1176
1000 and more	3046	96	49	:	29	250	940
<b>TOTAL</b>	<b>91090</b>	<b>3179</b>	<b>11213</b>	<b>:</b>	<b>694</b>	<b>5539</b>	<b>26647</b>

\* = excluding D, NL  
 \* = D, NL excludes  
 \* = ohne D, NL


IRL	I	L	NL	P	UK	7 NACE groups
:	109	3	93	6	266	NACE C,E
299	1099	16	1049	195	4729	NACE D 27-35
597	981	20	1458	367	4264	NACE D 15-26, 36-37
72	175	10	686	83	1382	NACE F
546	635	134	2664	369	9448	NACE G,H
79	120	18	480	55	1104	NACE I
504	828	198	3108	324	19777	NACE J,K,O
<b>2098</b>	<b>3946</b>	<b>399</b>	<b>9538</b>	<b>1399</b>	<b>40969</b>	<b>TOTAL</b>

IRL	I	L	NL	P	UK	Size class
1191	1311	232	5556	644	22591	10 to 49
391	617	58	1529	230	6239	50 to 99
258	877	62	1063	290	7172	100 to 249
154	513	27	824	96	2336	250 to 499
72	344	8	300	65	1335	500 to 999
32	284	13	266	74	1296	1000 and more
<b>2098</b>	<b>3946</b>	<b>399</b>	<b>9538</b>	<b>1399</b>	<b>40969</b>	<b>TOTAL</b>

IRL	I	L	NL	P	UK	7 NACE groups
0	100	3	:	6	266	NACE C,E
291	953	15	:	195	4330	NACE D 27-35
597	806	20	:	367	3218	NACE D 15-26, 36-37
44	149	10	:	83	1382	NACE F
484	590	124	:	369	7599	NACE G,H
79	116	18	:	55	847	NACE I
497	781	189	:	324	18911	NACE J,K,O
<b>1992</b>	<b>3495</b>	<b>379</b>	<b>:</b>	<b>1399</b>	<b>36553</b>	<b>TOTAL</b>


IRL	I	L	NL	P	UK	Size class
1086	1065	218	:	644	18808	10 to 49
391	542	58	:	230	5884	50 to 99
258	773	57	:	290	6977	100 to 249
154	494	27	:	96	2306	250 to 499
72	338	7	:	65	1298	500 to 999
32	284	13	:	74	1279	1000 and more
<b>1993</b>	<b>3495</b>	<b>379</b>	<b>:</b>	<b>1399</b>	<b>36552</b>	<b>TOTAL</b>

**10. ENTERPRISES PROVIDING TRAINING WITHOUT A TRAINING BUDGET**  
**ENTREPRISES PROPOSANT DE LA FPC AVEC AUCUN**  
**BUDGET DE FORMATION**  
**ALLE ANBIETER OHNE WEITERBILDUNGSBUDGET**

 7 NACE groups	EUR 12	B	DK	D	EL	E	F
NACE C,E	3452	33	15	2189	19	262	283
NACE D 27-35	50321	806	1872	22315	175	2841	6247
NACE D 15-26, 36-37	65562	1501	2740	27160	793	4473	6939
NACE F	55297	1173	2139	34890	:	2279	4977
NACE G,H	127626	2302	6533	47723	474	9406	16501
NACE I	12645	1515	1574	:	127	1044	2449
NACE J,K,O	60801	1697	3473	2454	17	4377	7293
<b>TOTAL</b>	<b>375706</b>	<b>9026</b>	<b>18347</b>	<b>136731</b>	<b>1605</b>	<b>24682</b>	<b>44689</b>

Size class	EUR 12	B	DK	D	EL	E	F
10 to 49	290723	7815	16349	105921	1059	21000	38723
50 to 99	45965	633	1420	17788	255	2276	4325
100 to 249	26313	334	479	9671	205	1062	1249
250 to 499	7571	175	77	2195	63	262	351
500 to 999	2829	45	14	906	15	59	24
1000 and more	2303	24	8	250	8	23	17
<b>TOTAL</b>	<b>375706</b>	<b>9026</b>	<b>18347</b>	<b>136731</b>	<b>1605</b>	<b>24682</b>	<b>44689</b>

**11. ENTERPRISES PROVIDING COURSES WITHOUT A TRAINING BUDGET**  
**ENTREPRISES PROPOSANT DE LA FPC AVEC AUCUN**  
**BUDGET DE FORMATION**  
**ANBIETER VON KURSEN OHNE WEITERBILDUNGSBUDGET**

 7 NACE groups	EUR 12*	B	DK	D	EL	E	F
NACE C,E	717	32	15	:	19	153	201
NACE D 27-35	14372	601	1541	:	144	2278	4035
NACE D 15-26, 36-37	19172	1269	2075	:	618	3276	5054
NACE F	12730	1089	1977	:	:	1945	2790
NACE G,H	46934	2203	5603	:	350	7507	8466
NACE I	7850	1287	1377	:	117	843	1952
NACE J,K,O	34004	1622	3238	:	17	2966	5308
<b>TOTAL</b>	<b>135780</b>	<b>8103</b>	<b>15826</b>	<b>:</b>	<b>1265</b>	<b>18968</b>	<b>27806</b>

Size class	EUR 12*	B	DK	D	EL	E	F
10 to 49	109536	6947	14050	:	776	15969	23181
50 to 99	13976	605	1250	:	217	1789	3160
100 to 249	8475	314	442	:	190	907	1203
250 to 499	2384	170	67	:	59	229	221
500 to 999	616	45	14	:	14	56	24
1000 and more	773	23	4	:	8	20	17
<b>TOTAL</b>	<b>135784</b>	<b>8104</b>	<b>15827</b>	<b>:</b>	<b>1264</b>	<b>18970</b>	<b>27806</b>

\* = excluding D, NL

\* = D, NL excludes

\* = ohne D, NL

IRL	I	L	NL	P	UK	7 NACE groups
8	167	6	54	10	435	NACE C,E
474	3896	36	1951	442	11388	NACE D 27-35
913	4152	71	2192	695	15377	NACE D 15-26, 36-37
291	1801	217	2886	173	8174	NACE F
1494	3467	354	5320	1025	43186	NACE G,H
30	556	60	1219	141	4981	NACE I
568	1372	226	3279	303	35276	NACE J,K,O
<b>3778</b>	<b>15410</b>	<b>969</b>	<b>16901</b>	<b>2790</b>	<b>118820</b>	<b>TOTAL</b>


IRL	I	L	NL	P	UK	Size class
3086	11395	767	13529	1939	98988	10 to 49
474	2126	114	2107	422	10787	50 to 99
184	1288	70	833	292	5914	100 to 249
16	401	11	345	85	1829	250 to 499
.	142	.	58	33	361	500 to 999
.	58	.	29	19	940	1000 and more
<b>3778</b>	<b>15410</b>	<b>969</b>	<b>16901</b>	<b>2790</b>	<b>118820</b>	<b>TOTAL</b>

IRL	I	L	NL	P	UK	7 NACE groups
8	105	4	:	10	371	NACE C,E
368	2237	29	:	442	6732	NACE D 27-35
743	1883	58	:	695	8555	NACE D 15-26, 36-37
235	935	161	:	173	6215	NACE F
1057	2133	286	:	1025	26770	NACE G,H
30	317	39	:	141	3699	NACE I
459	965	172	:	303	24262	NACE J,K,O
<b>2900</b>	<b>8576</b>	<b>749</b>	<b>:</b>	<b>2789</b>	<b>76604</b>	<b>TOTAL</b>

IRL	I	L	NL	P	UK	Size class
2281	5889	570	:	1939	61115	10 to 49
423	1326	103	:	422	7841	50 to 99
164	885	58	:	292	5223	100 to 249
15	303	11	:	85	1445	250 to 499
.	118	.	:	33	336	500 to 999
.	55	.	:	19	644	1000 and more
<b>2901</b>	<b>8576</b>	<b>748</b>	<b>:</b>	<b>2790</b>	<b>76604</b>	<b>TOTAL</b>

**12. EMPLOYEES**  
**EFFECTIFS**  
**BESCHÄFTIGTE**

(1000)

 NACE Rev 1	EUR 12	B	DK	D	EL	E	F
<b>Section C</b>							
<b>Mining and quarrying</b>	547.9	0.6	0.6	282.3	10.7	64.6	52.5
<b>Section D</b>							
<b>Manufacturing</b>							
15-16 Food, beverages, tobacco	2507.8	82.7	111.3	666.1	76.1	248.4	367.5
17-19 Textiles, clothing, leather	2530.4	37.1	20.0	458.9	110.5	212.9	321.4
21-22 Paper, publishing, printing	1684.6	39.1	56.8	444.0	22.1	124.3	268.1
23-26 Non-metallic products	3725.4	155.9	68.4	1089.4	64.3	272.7	656.4
27-28 Metals, metallic products	3917.9	141.2	48.4	1897.2	26.5	198.4	482.9
29-33 Machinery, electrical equipment	4778.1	70.6	107.9	1829.6	25.7	261.2	719.6
34-35 Transport equipment	1766.0	42.4	11.6	424.2	14.3	175.7	424.1
20,36,37 Other types of manufacture	1365.2	27.1	42.9	318.6	20.9	122.6	196.5
<b>Section E</b>							
<b>Electricity, gas, water</b>	1080.4	21.1	14.0	332.7	43.5	77.4	187.3
<b>Section F</b>							
<b>Construction</b>	4641.3	158.1	115.1	1672.9	:	476.7	696.9
<b>Section G</b>							
<b>Wholesale, retail, repair</b>							
50 Sale and repair of vehicles	1299.8	49.5	51.8	296.1	13.9	153.8	182.3
51 Wholesale, trade	3568.0	123.8	137.2	863.1	44.1	381.5	642.3
52 Retail, trade, repairs	4938.4	89.8	134.9	1392.9	40.2	262.5	758.6
<b>Section H</b>							
<b>Hotels and restaurants</b>	2199.2	18.1	47.9	401.2	47.6	233.2	248.2
<b>Section I</b>							
<b>Transport, communication</b>							
60-63 Transport and storage	2891.9	188.5	101.1	:	67.1	274.3	510.6
64 Post and telecommunications	1485.5	26.9	63.9	:	37.8	93.4	438.9
<b>Section J</b>							
<b>Financial intermediation</b>							
65-66 Banking and insurance	3686.0	181.3	102.3	1127.6	57.0	346.2	567.6
67 Auxiliary activities	210.2	9.1	12.5	:	0.9	8.5	23.9
<b>Section K and O</b>							
<b>Services for enterprises, renting, real estate</b>	6392.8	181.5	252.0	:	:	557.5	1700.5
<b>TOTAL</b>	<b>55216.9</b>	<b>1644.5</b>	<b>1500.8</b>	<b>13496.5</b>	<b>723.2</b>	<b>4545.9</b>	<b>9446.0</b>

Size class	EUR 12	B	DK	D	EL	E	F
10 to 49	14435.2	595.7	716.8	2664.0	240.9	1760.4	2053.7
50 to 99	5818.4	145.8	200.2	1445.5	79.3	506.6	988.9
100 to 249	7391.7	197.3	196.2	1920.1	108.3	556.3	1266.9
250 to 499	5332.9	188.5	129.1	1432.0	66.3	345.8	858.7
500 to 999	4607.7	96.5	66.8	1379.2	35.2	257.0	847.3
1000 and more	17630.9	420.7	191.7	4655.7	193.2	1119.9	3430.5
<b>TOTAL</b>	<b>55216.9</b>	<b>1644.5</b>	<b>1500.8</b>	<b>13496.5</b>	<b>723.2</b>	<b>4545.9</b>	<b>9446.0</b>




(1000)

IRL	I	L	NL	P	UK	NACE Rev 1
4.6	28.5	0.2	9.5	12.9	80.7	<b>Section C</b> <b>Mining and quarrying</b>
						<b>Section D</b> <b>Manufacturing</b>
41.2	253.7	1.8	133.0	86.1	440.0	Food, beverages, tobacco 15-16
19.4	634.4	0.2	33.0	324.7	357.9	Textiles, clothing, leather 17-19
16.1	173.0	2.6	96.3	38.8	403.6	Paper, publishing, printing 21-22
32.6	515.7	10.3	157.8	107.6	594.5	Non-metallic products 23-26
10.3	424.7	12.2	107.1	77.2	491.8	Metals, metallic products 27-28
42.2	714.9	4.3	173.3	77.5	751.4	Machinery, electrical equipment 29-33
9.2	264.1	0.4	51.6	33.2	315.2	Transport equipment 34-35
10.7	210.6	0.6	133.8	67.5	213.5	Other types of manufacture 20,36,37
						<b>Section E</b> <b>Electricity, gas, water</b>
:	169.1	0.9	44.1	18.6	171.7	
						<b>Section F</b> <b>Construction</b>
21.2	406.7	20.5	281.5	147.8	643.8	
						<b>Section G</b> <b>Wholesale, retail, repair</b>
12.4	82.9	4.2	62.0	52.6	338.3	Sale and repair of vehicles 50
26.8	262.3	15.4	256.7	122.1	692.8	Wholesale, trade 51
44.7	252.0	10.4	344.7	74.9	1533.0	Retail, trade, repairs 52
						<b>Section H</b> <b>Hotels and restaurants</b>
36.1	149.3	3.6	84.7	61.8	867.5	
						<b>Section I</b> <b>Transport, communication</b>
35.4	505.8	9.3	346.7	84.3	768.7	Transport and storage 60-63
23.3	336.4	0.5	:	36.1	428.4	Post and telecommunications 64
						<b>Section J</b> <b>Financial Intermediation</b>
33.6	297.7	19.2	168.2	74.6	710.7	Banking and insurance 65-66
3.0	5.1	0.6	18.5	0.6	127.5	Auxiliary activities 67
						<b>Section K and O</b> <b>Services for enterprises, renting, real estate</b>
53.5	290.4	15.1	695.9	84.0	2562.3	
<b>476.2</b>	<b>5977.1</b>	<b>132.5</b>	<b>3198.2</b>	<b>1582.8</b>	<b>12493.2</b>	<b>TOTAL</b>

IRL	I	L	NL	P	UK	Size class
125.9	1887.2	37.0	833.3	501.9	3018.4	10 to 49
61.2	640.1	17.6	337.1	224.8	1171.4	50 to 99
68.8	734.9	23.6	315.6	268.8	1735.0	100 to 249
62.3	492.5	14.7	384.8	157.5	1200.6	250 to 499
77.8	412.7	7.9	255.1	119.4	1052.9	500 to 999
80.2	1809.7	31.8	1072.3	310.3	4314.9	1000 and more
<b>476.2</b>	<b>5977.1</b>	<b>132.5</b>	<b>3198.2</b>	<b>1582.8</b>	<b>12493.2</b>	<b>TOTAL</b>

**13. EMPLOYEES OF ENTERPRISES PROVIDING TRAINING (ANY TYPE)**  
**EFFECTIFS DANS LES ENTREPRISES PROPOSANT DE LA**  
**FORMATIONS (TOUTES FORMES)**  
**BESCHÄFTIGTE IN UNTERNEHMEN, DIE WEITERBILDEN (ALLE FORMEN)**  
*(1000)*

 NACE Rev 1	EUR 12	B	DK	D	EL	E	F
<b>Section C</b>							
<b>Mining and quarrying</b>	461.5			270.5	4.4	37.1	46.0
<b>Section D</b>							
<b>Manufacturing</b>							
15-16 Food, beverages, tobacco	1949.6	44.4	103.3	618.3	43.0	119.3	312.1
17-19 Textiles, clothing, leather	1288.8	18.4	10.7	400.0	39.3	61.5	258.0
21-22 Paper, publishing, printing	1361.7	34.1	53.3	421.1	13.3	63.0	212.2
23-26 Non-metallic products	3146.6	93.5	64.8	1060.3	36.7	168.3	617.0
27-28 Metals, metallic products	3337.6	110.0	42.7	1870.8	12.8	101.9	426.3
29-33 Machinery, electrical equipment	4225.4	49.2	103.6	1808.1	11.8	183.0	667.8
34-35 Transport equipment	1633.5	39.0	10.9	424.2	8.9	153.1	407.6
20,36,37 Other types of manufacture	891.0	7.7	37.1	305.0	4.9	29.0	144.4
<b>Section E</b>							
<b>Electricity, gas, water</b>	1059.5	19.6	14.0	330.5	39.7	73.2	186.0
<b>Section F</b>							
<b>Construction</b>	3206.2	63.4	92.9	1508.5		164.5	454.6
<b>Section G</b>							
<b>Wholesale, retail, repair</b>							
50 Sale and repair of vehicles	1084.6	33.0	51.0	289.5	3.3	106.3	178.0
51 Wholesale, trade	2672.2	58.3	129.1	828.7	15.3	188.6	497.0
52 Retail, trade, repairs	4343.1	62.0	127.1	1353.4	17.8	143.3	676.6
<b>Section H</b>							
<b>Hotels and restaurants</b>	1569.1	11.6	43.8	309.1	10.9	65.8	176.6
<b>Section I</b>							
<b>Transport, communication</b>							
60-63 Transport and storage	2247.7	115.1	84.1		37.7	184.4	426.0
64 Post and telecommunications	1449.0		63.2		37.8	87.9	435.6
<b>Section J</b>							
<b>Financial intermediation</b>							
65-66 Banking and insurance	3620.6	181.3	101.2	1127.6	52.2	338.4	552.7
67 Auxiliary activities	195.6	9.1	12.5		0.2	6.6	19.4
<b>Section K and O</b>							
<b>Services for enterprises, renting, real estate</b>	5407.3	124.4	249.5			288.4	1428.6
<b>TOTAL</b>	<b>45150.7</b>	<b>1101.4</b>	<b>1394.7</b>	<b>12925.5</b>	<b>390.0</b>	<b>2563.5</b>	<b>8122.4</b>

Size class	EUR 12	B	DK	D	EL	E	F
10 to 49	8134.2	271.6	635.2	2241.2	35.0	459.8	1183.5
50 to 99	4318.3	71.7	186.6	1341.9	34.4	214.6	806.7
100 to 249	6096.3	96.1	190.1	1875.5	65.7	307.9	1083.5
250 to 499	4775.6	144.8	126.1	1432.0	44.4	261.7	818.9
500 to 999	4363.2	96.5	65.1	1379.2	30.6	214.1	818.0
1000 and more	17463.2	420.7	191.7	4655.7	179.9	1105.5	3411.8
<b>TOTAL</b>	<b>45150.7</b>	<b>1101.4</b>	<b>1394.7</b>	<b>12925.5</b>	<b>390.0</b>	<b>2563.5</b>	<b>8122.4</b>


(1000)

IRL	I	L	NL	P	UK	NACE Rev 1
4.6	11.2	.	8.5	2.2	76.5	<b>Section C</b> <b>Mining and quarrying</b>
						<b>Section D</b> <b>Manufacturing</b>
39.8	111.9	1.1	108.1	21.4	427.1	Food, beverages, tobacco 15-16
17.6	122.5	0.0	21.7	56.8	282.4	Textiles, clothing, leather 17-19
15.7	79.5	2.2	81.4	8.5	377.4	Paper, publishing, printing 21-22
32.2	298.0	8.8	148.2	37.2	581.6	Non-metallic products 23-26
10.0	178.3	10.3	88.0	27.6	458.9	Metals, metallic products 27-28
41.6	424.5	3.5	156.9	49.3	726.2	Machinery, electrical equipment 29-33
8.7	207.2	0.2	45.9	21.8	306.0	Transport equipment 34-35
10.2	37.7	0.3	120.2	15.4	179.1	Other types of manufacture 20,36,37
.	161.4	0.9	44.1	18.5	171.7	<b>Section E</b> <b>Electricity, gas, water</b>
15.1	109.3	11.2	194.6	29.4	562.9	<b>Section F</b> <b>Construction</b>
						<b>Section G</b> <b>Wholesale, retail, repair</b>
11.9	34.5	3.5	48.3	21.8	303.4	Sale and repair of vehicles 50
21.4	92.7	13.7	189.9	33.9	603.6	Wholesale, trade 51
37.1	148.7	7.6	286.7	28.8	1454.1	Retail, trade, repairs 52
25.1	43.8	2.1	53.8	14.0	812.6	<b>Section H</b> <b>Hotels and restaurants</b>
						<b>Section I</b> <b>Transport, communication</b>
35.2	328.9	7.6	290.3	52.2	686.4	Transport and storage 60-63
0.8	332.0	.	.	36.1	428.4	Post and telecommunications 64
						<b>Section J</b> <b>Financial intermediation</b>
33.1	290.1	18.9	167.8	71.9	685.4	Banking and insurance 65-66
3.0	2.8	0.5	15.8	0.4	125.3	Auxiliary activities 67
52.9	160.2	12.4	602.3	58.5	2430.1	<b>Section K and O</b> <b>Services for enterprises, renting, real estate</b>
<b>415.9</b>	<b>3175.1</b>	<b>105.4</b>	<b>2672.2</b>	<b>605.7</b>	<b>11679.1</b>	<b>TOTAL</b>

IRL	I	L	NL	P	UK	Size class
96.5	263.1	21.8	461.9	61.7	2402.8	10 to 49
56.3	188.1	11.8	253.7	45.2	1107.4	50 to 99
65.2	336.7	20.2	269.5	90.5	1695.5	100 to 249
62.3	315.2	13.1	359.8	62.6	1134.7	250 to 499
55.4	335.5	7.9	255.1	65.0	1040.8	500 to 999
80.2	1736.5	30.6	1072.3	280.6	4297.8	1000 and more
<b>415.9</b>	<b>3175.1</b>	<b>105.4</b>	<b>2672.2</b>	<b>605.7</b>	<b>11679.1</b>	<b>TOTAL</b>

**14. EMPLOYEES OF ENTERPRISES PROVIDING CVT COURSES**  
**EFFECTIFS DANS LES ENTREPRISES PROPOSANT DES COURS**  
**BESCHÄFTIGTE IN UNTERNEHMEN, DIE LEHRVERANSTALTUNGEN**  
**(KURSE) ANBIETEN**

(1000)

 NACE Rev 1	EUR 12	B	DK	D	EL	E	F
<b>Section C</b>							
<b>Mining and quarrying</b>	442.8	0.4	:	259.2	3.5	34.4	44.9
<b>Section D</b>							
<b>Manufacturing</b>							
15-16 Food, beverages, tobacco	1744.5	42.5	89.8	509.1	41.0	107.0	303.0
17-19 Textiles, clothing, leather	1046.0	17.6	7.3	296.7	34.2	50.3	238.3
21-22 Paper, publishing, printing	1217.4	30.9	50.3	380.3	12.5	55.6	212.2
23-26 Non-metallic products	2955.6	90.3	62.3	1002.6	34.1	155.9	599.8
27-28 Metals, metallic products	3054.6	106.0	37.6	1763.7	11.2	91.6	390.3
29-33 Machinery, electrical equipment	4032.4	46.3	91.9	1763.5	11.6	172.7	642.8
34-35 Transport equipment	1594.3	37.9	9.3	413.5	5.8	151.9	407.6
20,36,37 Other types of manufacture	723.3	6.7	33.0	237.3	4.7	21.5	133.1
<b>Section E</b>							
<b>Electricity, gas, water</b>	1176.4	19.6	14.0	328.7	39.7	72.9	186.0
<b>Section F</b>							
<b>Construction</b>	2702.5	59.5	88.3	1176.0	:	148.4	400.6
<b>Section G</b>							
<b>Wholesale, retail, repair</b>							
50 Sale and repair of vehicles	976.7	32.0	48.3	272.8	3.3	96.9	144.0
51 Wholesale, trade	2359.3	57.4	123.1	739.7	12.1	169.0	471.5
52 Retail, trade, repairs	3836.2	59.8	112.8	1207.3	15.8	129.5	580.8
<b>Section H</b>							
<b>Hotels and restaurants</b>	2415.4	9.5	36.7	204.9	9.1	59.8	1350.5
<b>Section I</b>							
<b>Transport, communication</b>							
60-63 Transport and storage	2110.0	110.9	73.9	:	34.6	176.3	409.6
64 Post and telecommunications	1445.3	25.1	62.1	:	37.8	87.0	435.6
<b>Section J</b>							
<b>Financial intermediation</b>							
65-66 Banking and insurance	3563.8	181.3	72.0	1126.1	48.7	334.1	552.7
67 Auxiliary activities	180.8	9.1	12.5	:	0.2	6.1	19.4
<b>Section K and O</b>							
<b>Services for enterprises, renting, real estate</b>	4956.3	123.1	239.2	:	:	262.4	1339.7
<b>TOTAL</b>	<b>41216.2</b>	<b>1066.1</b>	<b>1264.6</b>	<b>11681.4</b>	<b>360.0</b>	<b>2383.3</b>	<b>7665.9</b>

Size class	EUR 12	B	DK	D	EL	E	F
10 to 49	5818.3	246.6	580.8	1476.0	27.5	362.9	851.5
50 to 99	3728.7	69.8	174.8	1144.5	28.7	178.0	731.6
100 to 249	5633.6	92.3	181.9	1677.7	59.5	279.6	1076.6
250 to 499	4542.4	142.3	118.0	1400.0	42.1	248.4	776.4
500 to 999	4272.6	96.5	62.3	1343.5	29.1	211.5	818.0
1000 and more	17220.7	418.6	146.9	4639.7	173.1	1102.9	3411.8
<b>TOTAL</b>	<b>41216.2</b>	<b>1066.1</b>	<b>1264.6</b>	<b>11681.4</b>	<b>360.0</b>	<b>2383.3</b>	<b>7665.9</b>


(1000)

IRL	I	L	NL	P	UK	NACE Rev 1
4.6	9.8		8.1	2.2	75.7	<b>Section C</b> <b>Mining and quarrying</b>
						<b>Section D</b> <b>Manufacturing</b>
38.3	96.9	0.9	102.1	21.4	392.5	Food, beverages, tobacco 15-16
16.1	75.9		18.1	56.8	234.6	Textiles, clothing, leather 17-19
15.7	69.8	2.0	77.4	8.5	302.3	Paper, publishing, printing 21-22
31.1	264.2	8.6	143.3	37.2	526.2	Non-metallic products 23-26
9.1	144.3	10.2	81.1	27.6	381.7	Metals, metallic products 27-28
39.6	381.6	3.5	147.4	49.3	682.3	Machinery, electrical equipment 29-33
8.7	200.6	0.2	43.7	21.8	293.2	Transport equipment 34-35
8.8	22.5	0.3	113.3	15.4	126.7	Other types of manufacture 20,36,37
109.9	159.5	11.8	44.1	18.5	171.7	<b>Section E</b> <b>Electricity, gas, water</b>
14.0	76.1	9.3	175.9	29.4	525.0	<b>Section F</b> <b>Construction</b>
						<b>Section G</b> <b>Wholesale, retail, repair</b>
11.9	29.2	3.4	45.0	21.8	267.9	Sale and repair of vehicles 50
18.0	70.6	13.1	166.8	33.9	483.8	Wholesale, trade 51
33.2	136.3	6.8	272.7	28.8	1252.4	Retail, trade, repairs 52
20.1	38.9	1.7	48.1	14.0	622.2	<b>Section H</b> <b>Hotels and restaurants</b>
						<b>Section I</b> <b>Transport, communication</b>
35.2	312.6	6.9	282.6	52.2	615.2	Transport and storage 60-63
0.8	331.9			36.1	428.4	Post and telecommunications 64
						<b>Section J</b> <b>Financial intermediation</b>
33.1	288.4	18.1	167.4	71.9	670.1	Banking and insurance 65-66
2.7	2.1	0.4	15.1	0.4	112.8	Auxiliary activities 67
50.2	146.4	11.3	571.8	58.5	2153.8	<b>Section K and O</b> <b>Services for enterprises, renting, real estate</b>
<b>391.1</b>	<b>2857.5</b>	<b>98.1</b>	<b>2523.9</b>	<b>605.7</b>	<b>10318.7</b>	<b>TOTAL</b>

IRL	I	L	NL	P	UK	Size class
77.5	147.2	17.5	362.9	61.7	1606.3	10 to 49
53.3	130.5	10.9	227.4	45.2	934.1	50 to 99
62.9	260.0	18.2	253.1	90.5	1581.4	100 to 249
61.9	275.4	13.1	353.1	62.6	1049.1	250 to 499
55.4	314.4	7.9	255.1	65.0	1013.9	500 to 999
80.2	1730.0	30.6	1072.3	280.6	4133.9	1000 and more
<b>391.1</b>	<b>2857.5</b>	<b>98.1</b>	<b>2523.9</b>	<b>605.7</b>	<b>10318.7</b>	<b>TOTAL</b>

**15. EMPLOYEES OF ENTERPRISES NOT PROVIDING TRAINING**  
**EFFECTIFS DANS LES ENTREPRISES NE PROPOSANT PAS DE FORMATION**  
**BESCHÄFTIGTE IN UNTERNEHMEN, DIE NICHT WEITERBILDEN**

(1000)

 NACE Rev 1	EUR 12	B	DK	D	EL	E	F
<b>Section C</b>							
<b>Mining and quarrying</b>	86.4	.	.	11.8	6.3	27.6	6.4
<b>Section D</b>							
<b>Manufacturing</b>							
15-16 Food, beverages, tobacco	560.9	38.3	8.0	50.5	33.2	129.1	55.5
17-19 Textiles, clothing, leather	1244.6	18.7	9.3	61.9	71.2	151.4	63.5
21-22 Paper, publishing, printing	324.3	5.0	3.5	24.3	8.7	61.4	55.8
23-26 Non-metallic products	570.8	62.4	3.7	21.1	27.6	104.4	39.3
27-28 Metals, metallic products	584.7	31.2	5.7	30.8	13.7	96.5	56.6
29-33 Machinery, electrical equipment	545.3	21.4	4.3	14.1	13.9	78.3	51.9
34-35 Transport equipment	135.5	3.4	0.7	3.0	5.4	22.6	16.5
20,36,37 Other types of manufacture	475.0	19.4	5.8	14.5	16.0	93.6	52.0
<b>Section E</b>							
<b>Electricity, gas, water</b>	20.8	1.5	.	2.2	3.8	4.2	1.3
<b>Section F</b>							
<b>Construction</b>	1435.0	94.7	22.2	164.5	.	312.3	242.2
<b>Section G</b>							
<b>Wholesale, retail, repair</b>							
50 Sale and repair of vehicles	215.2	16.6	0.8	6.5	10.6	47.5	4.3
51 Wholesale, trade	895.8	65.6	8.1	34.4	28.8	192.9	145.4
52 Retail, trade, repairs	595.3	27.8	7.8	39.5	22.4	119.1	81.9
<b>Section H</b>							
<b>Hotels and restaurants</b>	630.1	6.5	4.2	92.0	36.7	167.4	71.6
<b>Section I</b>							
<b>Transport, communication</b>							
60-63 Transport and storage	644.2	73.4	17.1	.	29.4	89.9	84.7
64 Post and telecommunications	36.5	.	.	.	.	5.5	3.3
<b>Section J</b>							
<b>Financial intermediation</b>							
65-66 Banking and insurance	65.4	.	1.1	.	4.8	7.8	14.9
67 Auxiliary activities	14.6	.	.	.	0.7	1.9	4.5
<b>Section K and O</b>							
<b>Services for enterprises, renting, real estate</b>	985.5	57.2	2.5	.	.	269.1	271.9
<b>TOTAL</b>	<b>10066.1</b>	<b>543.3</b>	<b>106.2</b>	<b>571.0</b>	<b>333.2</b>	<b>1982.4</b>	<b>1323.6</b>

Size class	EUR 12	B	DK	D	EL	E	F
10 to 49	6301.0	324.3	81.6	422.8	205.9	1300.6	870.2
50 to 99	1486.0	74.1	13.6	89.4	44.9	292.0	182.2
100 to 249	1299.2	101.2	6.1	48.4	42.6	248.4	183.4
250 to 499	560.9	43.7	3.1	3.6	21.9	84.0	39.9
500 to 999	250.0	.	1.7	5.4	4.6	42.9	29.3
1000 and more	169.0	.	.	1.4	13.3	14.4	18.7
<b>TOTAL</b>	<b>10066.1</b>	<b>543.3</b>	<b>106.2</b>	<b>571.0</b>	<b>333.2</b>	<b>1982.4</b>	<b>1323.6</b>

(1000)


IRL	I	L	NL	P	UK	NACE Rev 1
:	17.3	:	1.1	10.7	4.2	<b>Section C</b> <b>Mining and quarrying</b>
						<b>Section D</b> <b>Manufacturing</b>
1.4	141.8	0.7	24.9	64.7	12.9	Food, beverages, tobacco 15-16
1.8	511.9	0.1	11.3	267.9	75.5	Textiles, clothing, leather 17-19
0.5	93.5	0.3	14.8	30.3	26.2	Paper, publishing, printing 21-22
0.4	217.7	1.4	9.6	70.4	12.9	Non-metallic products 23-26
0.2	246.4	2.0	19.1	49.6	32.9	Metals, metallic products 27-28
0.6	290.3	0.8	16.4	28.2	25.2	Machinery, electrical equipment 29-33
0.5	56.9	0.2	5.7	11.4	9.3	Transport equipment 34-35
0.5	172.8	0.3	13.6	52.0	34.4	Other types of manufacture 20,36,37
						<b>Section E</b> <b>Electricity, gas, water</b>
4.7	7.8	:	:	0.1	:	
						<b>Section F</b> <b>Construction</b>
6.1	297.5	9.3	86.9	118.4	80.9	
						<b>Section G</b> <b>Wholesale, retail, repair</b>
0.4	48.4	0.8	13.7	30.8	34.9	Sale and repair of vehicles 50
5.4	169.6	1.7	66.8	88.2	89.2	Wholesale, trade 51
7.6	103.3	2.8	57.9	46.2	78.9	Retail, trade, repairs 52
						<b>Section H</b> <b>Hotels and restaurants</b>
11.0	105.5	1.6	30.9	47.9	54.9	
						<b>Section I</b> <b>Transport, communication</b>
0.2	176.8	1.7	56.5	32.2	82.4	Transport and storage 60-63
22.4	4.4	:	:	:	:	Post and telecommunications 64
						<b>Section J</b> <b>Financial Intermediation</b>
0.5	7.5	0.4	0.4	2.7	25.3	Banking and insurance 65-66
:	2.3	0.1	2.7	0.2	2.2	Auxiliary activities 67
						<b>Section K and O</b> <b>Services for enterprises, renting, real estate</b>
0.6	130.2	2.7	93.7	25.4	132.2	
<b>60.3</b>	<b>2802.0</b>	<b>27.1</b>	<b>526.0</b>	<b>977.1</b>	<b>814.1</b>	<b>TOTAL</b>

IRL	I	L	NL	P	UK	Size class
29.4	1624.0	15.2	371.4	440.1	615.6	10 to 49
4.9	452.0	5.8	83.4	179.7	64.0	50 to 99
3.6	398.2	3.4	46.1	178.3	39.5	100 to 249
:	177.4	1.6	25.1	94.9	65.9	250 to 499
22.4	77.2	:	:	54.3	12.0	500 to 999
:	73.2	1.1	:	29.7	17.1	1000 and more
<b>60.3</b>	<b>2802.0</b>	<b>27.1</b>	<b>526.0</b>	<b>977.1</b>	<b>814.1</b>	<b>TOTAL</b>

## 16. PARTICIPANTS IN COURSES

### PARTICIPANTS AUX COURS DE FORMATION PROFESSIONNELLE CONTINUE TEILNEHMER AN LEHRVERANSTALTUNGEN (KURSEN)

(1000)

 7 NACE groups	EUR 12	B	DK	D	EL	E	F
NACE C,E	702.1	8.4	5.5	249.2	4.7	46.5	125.0
NACE D 27-35	2779.0	70.8	44.4	910.9	8.1	159.6	661.4
NACE D 15-26, 36-37	2585.6	72.4	71.6	586.8	39.9	116.8	609.6
NACE F	697.9	8.3	22.4	219.2	0.0	39.7	119.9
NACE G,H	2977.2	69.0	122.9	645.9	11.6	149.1	466.0
NACE I	1668.9	53.3	40.8	0.0	12.5	139.5	500.7
NACE J,K,O	4246.6	135.2	179.3	624.1	17.2	277.1	979.8
<b>TOTAL</b>	<b>15657.3</b>	<b>417.4</b>	<b>486.9</b>	<b>3236.2</b>	<b>94.1</b>	<b>928.4</b>	<b>3462.3</b>

(1000)

Size class	EUR 12	B	DK	D	EL	E	F
10 to 49	1909.9	84.6	242.3	391.9	10.3	129.2	238.7
50 to 99	1077.1	21.4	61.7	248.7	9.6	42.6	241.4
100 to 249	1747.5	32.0	68.6	303.1	18.1	80.8	388.9
250 to 499	1624.3	56.0	40.6	290.9	12.5	91.0	369.2
500 to 999	1629.9	44.7	20.7	334.8	8.3	80.8	383.6
1000 and more	7672.2	178.8	53.2	1666.8	35.4	504.1	1840.5
<b>TOTAL</b>	<b>15657.3</b>	<b>417.4</b>	<b>486.9</b>	<b>3236.2</b>	<b>94.1</b>	<b>928.4</b>	<b>3462.3</b>



(1000)


IRL	I	L	NL	P	UK	7 NACE groups
4.6	58.5	0.2	21.5	8.6	169.3	NACE C,E
29.0	223.9	6.0	84.4	36.7	543.7	NACE D 27-35
57.2	142.7	2.4	127.7	37.1	721.3	NACE D 15-26, 36-37
3.6	13.1	1.1	68.0	5.0	197.6	NACE F
43.0	79.9	7.3	157.2	37.0	1188.2	NACE G,H
22.7	148.2	1.6	156.0	33.4	560.2	NACE I
43.7	221.8	14.0	226.0	54.7	1473.7	NACE J,K,O
<b>203.8</b>	<b>888.1</b>	<b>32.6</b>	<b>840.8</b>	<b>212.6</b>	<b>4854.0</b>	<b>TOTAL</b>

(1000)

IRL	I	L	NL	P	UK	Size class
31.3	40.0	5.5	109.6	24.1	601.0	10 to 49
19.9	29.1	3.0	62.7	13.6	323.5	50 to 99
31.6	67.3	5.6	74.6	28.5	648.6	100 to 249
38.0	75.3	4.5	115.4	18.4	510.6	250 to 499
36.4	97.1	1.5	75.6	27.1	519.5	500 to 999
46.6	579.4	12.5	403.1	100.9	2250.9	1000 and more
<b>203.8</b>	<b>888.1</b>	<b>32.6</b>	<b>840.8</b>	<b>212.6</b>	<b>4854.0</b>	<b>TOTAL</b>

**17. HOURS OF TRAINING IN COURSES BY SUBJECT CATEGORY <sup>(1)</sup>, EUR 12**  
**HEURES CONSACREES AUX STAGES PAR SUJETS TRAITES <sup>(1)</sup>, EUR 12**  
**KURSTUNDEN NACH THEMENBEREICHEN <sup>(1)</sup>, EUR 12**

(1000)

 7 NACE groups	TOTAL	SUBJECT CATEGORY			
		Management, organisational techniques	Human resources management incl. personal development	Job and environment safety	Data processing
NACE C,E	35780.4	3853.7	1526.6	4095.6	6500.6
NACE D 27-35	126822.5	13614.1	6172.0	7696.0	15661.6
NACE D 15-26, 36-37	110894.0	11019.9	5128.1	11084.0	11082.5
NACE F	28660.6	3479.5	1353.5	3785.0	3373.3
NACE G,H	125914.1	14521.3	6888.8	10954.9	9362.3
NACE I	79344.7	4193.5	6671.3	8300.7	10305.4
NACE J,K,O	200155.3	22805.0	9181.0	6781.9	33878.2
<b>TOTAL</b>	<b>707571.5</b>	<b>73486.9</b>	<b>36921.3</b>	<b>52698.3</b>	<b>90163.8</b>

(1000)

Size class	TOTAL	SUBJECT CATEGORY			
		Management, organisational techniques	Human resources management incl. personal development	Job and environment safety	Data processing
10 to 49	90599.6	6999.4	3423.2	5781.7	11884.5
50 to 99	43589.3	4958.8	1896.3	3676.8	4097.9
100 to 249	74979.4	7836.6	3333.1	5504.1	9083.8
250 to 499	63181.6	8578.0	3435.3	5072.3	8800.7
500 to 999	67590.1	6978.2	3546.9	4584.3	8657.8
1000 and more	367631.5	38136.7	21286.6	28078.4	47639.6
<b>TOTAL</b>	<b>707571.5</b>	<b>73487.6</b>	<b>36921.3</b>	<b>52697.6</b>	<b>90164.3</b>

(1) see table 3

(1) voir tableau 3

(1) siehe Übersicht 3


(1000)

SUBJECT CATEGORY					7 NACE groups
Accounts Finance	Marketing	Languages	Production techniques for goods and services	Other training subjects	
1956.4	1082.6	582.5	10190.3	5992.0	<b>NACE C,E</b>
4347.2	7292.6	10594.7	38482.0	22962.4	<b>NACE D 27-35</b>
4616.4	6616.1	6530.2	35587.1	19229.7	<b>NACE D 15-26, 36-37</b>
1246.8	726.8	318.7	7724.5	6652.4	<b>NACE F</b>
3664.6	14887.9	2583.2	32055.4	30995.8	<b>NACE G,H</b>
2216.3	1965.0	2062.8	28052.0	15577.8	<b>NACE I</b>
18521.1	18942.5	7266.8	32346.8	50432.0	<b>NACE J,K,O</b>
<b>36568.7</b>	<b>51513.5</b>	<b>29938.8</b>	<b>184438.1</b>	<b>151842.2</b>	<b>TOTAL</b>

(1000)

SUBJECT CATEGORY					Size class
Accounts Finance	Marketing	Languages	Production techniques for goods and services	Other training subjects	
7249.8	6748.8	2674.5	22769.3	23068.5	<b>10 to 49</b>
3027.8	3489.5	1987.8	11430.5	9024.0	<b>50 to 99</b>
3860.6	6063.8	3310.0	17142.1	18845.3	<b>100 to 249</b>
3673.9	3899.5	2849.1	15746.9	11126.0	<b>250 to 499</b>
4412.2	4674.4	3709.5	16725.5	14301.3	<b>500 to 999</b>
14344.8	26642.7	15407.7	100625.7	75469.4	<b>1000 and more</b>
<b>36569.0</b>	<b>51518.7</b>	<b>29938.6</b>	<b>184439.9</b>	<b>151834.5</b>	<b>TOTAL</b>

**18. HOURS OF TRAINING IN EXTERNAL COURSES BY TYPE OF PROVIDER <sup>(1)</sup>, EUR 12**  
**HEURES CONSACREES AUX COURS EXTERNES PAR PRESTATAIRES DE**  
**FORMATION CONTINUE <sup>(1)</sup>, EUR 12**  
**ZEITAUFWAND FÜR EXTERNE KURSE NACH**  
**WEITERBILDUNGSANBIETERN <sup>(1)</sup>, EUR 12**  
*(1000)*

 <b>NACE Rev 1</b>	TOTAL	Type of provider						
		Universities, other higher education establishments	Further education colleges	Commercial organisations private training providers	Producers/suppliers of equipments	Non-profit-making org. employer ass. voluntary ass. trade unions	"Parent" company	Other providers
<b>Section C</b> Mining and quarrying	2101.4	130.0	147.8	1330.5	110.9	309.7	35.8	36.6
<b>Section D</b> Manufacturing								
15-16 Food, beverages, tobacco	14876.7	796.1	2203.9	5834.1	1489.5	2822.0	301.7	1429.4
17-19 Textiles, clothing, leather	26222.7	1783.8	4110.7	11618.8	2217.6	3388.4	1709.1	1394.2
21-22 Paper, publishing, printing	13741.7	741.9	772.7	7103.8	1103.7	2177.5	1331.0	511.0
23-26 Non-metallic products	13233.2	473.0	2371.9	5904.8	1050.8	1628.8	348.1	1456.0
27-28 Metals, metallic products	5108.8	115.5	472.8	1771.8	396.0	1142.7	136.5	1073.4
29-33 Machinery, electrical equipment	6288.9	327.5	645.4	2992.8	649.2	849.4	144.6	679.9
34-35 Transport equipment	22398.0	1920.2	2528.2	13443.0	1261.8	1766.8	612.2	865.9
20,36, Other types of manufacture	2946.4	78.9	634.3	1131.0	185.0	551.7	17.3	348.1
<b>Section E</b> Electricity, gas, water	9070.7	794.8	798.3	5163.1	880.3	989.1	220.0	225.0
<b>Section F</b> Construction	17275.9	1228.3	2304.2	5756.6	1685.4	4052.8	375.6	1873.0
<b>Section G</b> Wholesale, retail, repair								
50 Sale and repair of vehicles	9095.0	21.4	108.1	1371.8	4284.3	465.8	1377.6	1466.0
51 Wholesale, trade	12777.2	286.8	546.8	6617.0	1617.0	1320.6	691.2	1697.8
52 Retail, trade, repairs	31310.4	182.7	1070.2	17482.2	3455.5	1261.6	7399.3	458.8
<b>Section H</b> Hotels and restaurants	7849.9	187.1	1117.5	2718.4	309.2	688.9	1607.7	1221.2
<b>Section I</b> Transport, communication								
60-63 Transport and storage	9755.1	427.0	1295.1	5710.0	545.2	560.6	281.2	936.0
64 Post and telecommunications	9899.4	514.7	660.4	4078.9	4345.4	160.2	114.9	24.9
<b>Section J</b> Financial intermediation								
65-66 Banking and insurance	39055.9	2352.1	1545.3	18966.5	1067.7	6968.0	2845.4	5310.9
67 Auxiliary activities	1561.8	63.2	133.5	661.4	43.6	129.7	432.6	97.8
<b>Section K and O</b> Services for enterprises, renting, real estate	46477.6	4921.5	6751.2	22977.6	2299.7	5413.6	1215.5	2898.5
<b>TOTAL</b>	<b>301046.8</b>	<b>17346.6</b>	<b>30218.5</b>	<b>142634.1</b>	<b>28997.9</b>	<b>36648.0</b>	<b>21197.4</b>	<b>24004.4</b>

7 NACE groups	TOTAL	Type of provider						
		Universities & other higher education establishments	Further education colleges	Commercial organisations private training providers	Producers/suppliers of equipments	Non-profit-making org. employer ass. voluntary ass. trade unions	"Parent" company	Other providers
NACE C,E	11998.0	944.0	1127.1	6944.7	994.8	1430.6	273.2	283.6
NACE D 27-35	59397.5	3681.1	7681.3	27284.4	4982.2	8830.2	3421.7	3516.6
NACE D 15-26, 36-37	54379.1	3152.1	7199.5	27582.3	3670.6	6769.8	1304.7	4700.1
NACE F	19982.5	1276.5	2542.3	6630.6	1707.4	5437.7	435.3	1952.7
NACE G,H	65689.4	811.7	3131.7	29853.4	9826.2	5008.5	11250.4	5807.5
NACE I	21545.4	1007.6	2448.9	10513.4	4899.9	1247.2	416.2	1012.3
NACE J,K,O	95854.4	9016.2	8745.5	46913.1	3767.1	14203.4	4660.2	8548.9
<b>TOTAL</b>	<b>328846.4</b>	<b>19889.1</b>	<b>32876.3</b>	<b>155722.0</b>	<b>29848.0</b>	<b>42927.5</b>	<b>21761.8</b>	<b>25821.7</b>

NACE 20 - EUR 11 (excluding NL)  
 7 NACE groups - EUR 12

(1) see explanatory notes no 8  
 (1) voir commentaires no 8  
 (1) Siehe Erläuterungen Ziffer 8