

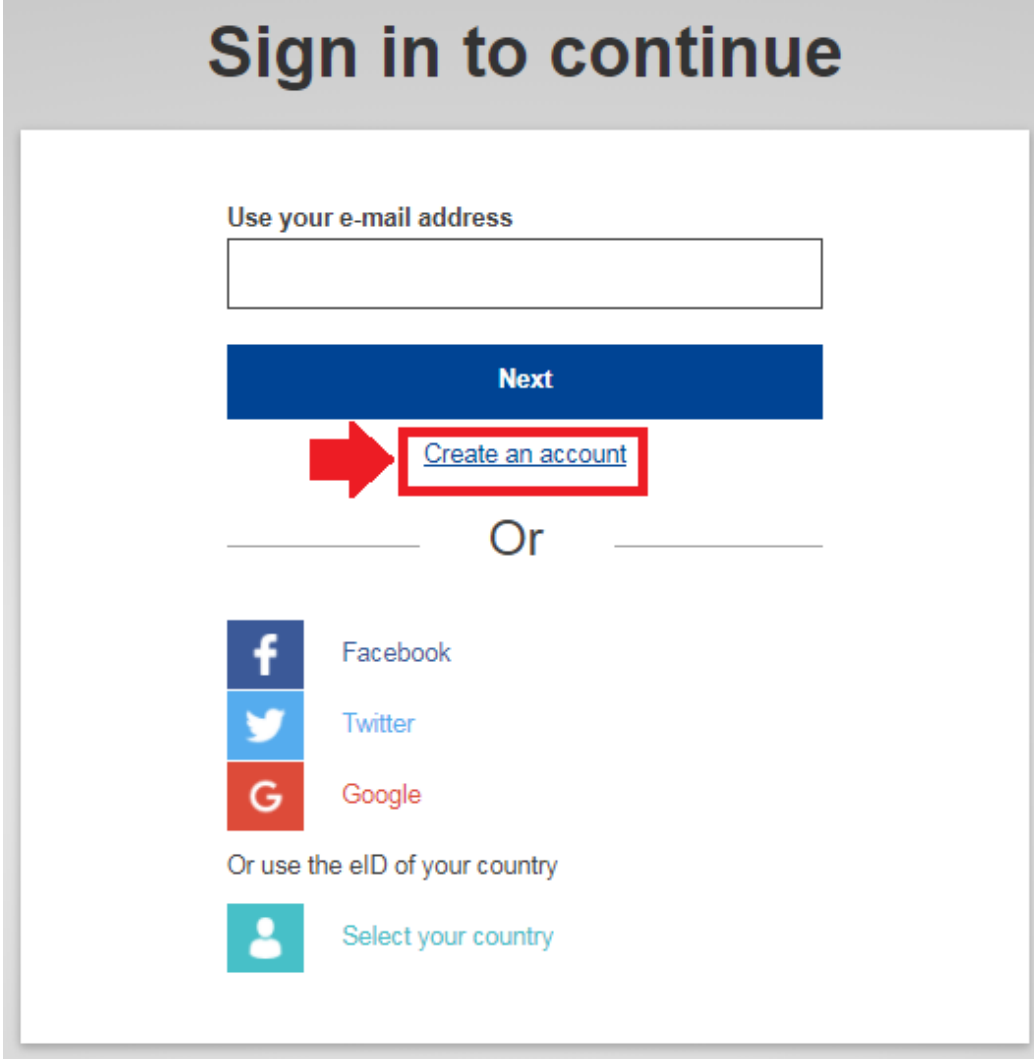
What is EU login?

EU Login is the European Commission's user authentication service. It allows authorised users to access a wide range of Commission web services, using a single email address and password.

Steps to create EU login:

Step 1) Use this link: <https://webgate.ec.europa.eu/cas/login>

Step 2) Click on 'Create an account' as shown below:




Sign in to continue


Use your e-mail address


Next

[Create an account](#)


Or

 Facebook

 Twitter

 Google

Or use the eID of your country

 Select your country

Step 3) Please fill in the fields below:

Create an account

[Help for external users](#)

First name


Last name

E-mail

Confirm e-mail

E-mail language
English (en)

Enter the code



By checking this box, you acknowledge that you have read and understood the [privacy statement](#)

For external users FAQs are available in case of problems during EU login account creation. Click on the "Help for external users" link on top.

Help for external users

- > Don't know how to register for an EU Login account?

- > You tried to register with EU Login but did not receive an e-mail?

- > You get an error stating that your e-mail address is already registered?

- > You registered successfully but did not complete the initialisation process in time?

- > You registered successfully but the link to allow you to complete the initialisation process did not work?

- > Forgot your password or got an "*Incorrect password supplied*" error?

- > You wish to add a mobile phone number to your EU Login account?

- > You have changed mobile phone number or get an error "*Invalid phone number*"?

If none of the above solves your problem, please follow the Contact link in the page footer to obtain further assistance.

Step 4) Once your account is created, you will receive a confirmation e-mail. You have a maximum of **1h30 minutes**, starting from the time that the email was sent, to create your password.