

Next report will be published on Wednesday 1 February 2023

Due to the recent migration of Germany to a new declaration system, export data declared by Germany as of November 2022 may be inaccurate. IT data on imports are available only until November 2022. Commission is in contact with the Member states to address the issue.

Weekly Taxud data (imports and exports) are also available on Agri-food Data Portal on Europa webpage

<https://agridata.ec.europa.eu/extensions/DataPortal/trade.html>

Trade monitoring through customs surveillance data

The TAXUD surveillance system ("customs surveillance") records and centralizes all trade data (import and exports) directly from the national customs authorities on a daily basis. For each transaction, the stored data contain the information available on the Single Administrative Document (SAD), including the volume and origin of the consignment.

As surveillance system does not include intra-trade data, the UK data as EU partner can't be displayed before 1/1/2021. The data as of 1/1/2021 is therefore not comparable with the data until 31/12/2020.

According to Art.55(2) of Commission Implementing Regulation (EU) 2015/2447, the customs authorities shall provide the Commission at least once a week with data on customs declarations for the goods that have been made subject to surveillance at release for free circulation or at export.

The "customs surveillance" data provide actual and prompt information about the trade (import/export) transaction in terms of volume and origin or destination. The European Commission aims to improve data quality and provide as recent and accurate information as possible. However, Surveillance data are created on the basis of declarations that may be modified, corrected or deleted. Additionally, the legal basis (Regulation (EU) 2015/2447) allows that on specific occasions declaration data may be forwarded with a delay. Therefore, it cannot be guaranteed that information provided is free of errors or that it will not be amended. The European Commission accepts no responsibility with regard to such problems incurred as a result of using these data.

* The United Kingdom is no longer a Member State of the European Union, however until the end of the transition period it was still a part of the EU Customs Union. Due to the absence of intra-trade data in the surveillance system, the totals of the EU trade data therefore also include the UK data until 31/12/2020. The data as of 1/1/2021 is therefore not comparable with the data until 31/12/2020.

Publication of data

This report is published on a weekly basis. In case of a technical issue or another constraint causing delay of the publication, please note that the next upload will be done in the coming days at 12h or 16h.

The data are expressed in quantity of the product itself, unless otherwise stated.

Below the specifications of the products included in the report.

Product	CN code
Soyabeans	1201 10 00; 1201 90 00
Rapeseed	1205 10 10; 1205 10 90; 1205 90 00
Sunflowerseed	1206 00 10; 1206 00 91; 1206 00 99
Soyameal	2304 00 00
Rapeseed meal	2306 41 00; 2306 49 00
Sunflowerseed meal	2306 30 00
Soyaoil	1507 10 10; 1507 10 90; 1507 90 10; 1507 90 90
Rapeseed oil	1514 11 10; 1514 11 90; 1514 19 10; 1514 19 90; 1514 91 10; 1514 91 90; 1514 99 10; 1514 99 90
Sunflowerseed oil	1512 11 10; 1512 11 91; 1512 11 99; 1512 19 10; 1512 19 90
Palm oil	1511 10 10; 1511 10 90; 1511 90 11; 15119019; 15119091; 15119099

- XI refers to Northern Ireland

- the weekly reference period is from Monday to Sunday

Cumul of week 1 to 30

(tonnes)	EU*		EU*		EU + UK	
	01/07/2022 - 22/01/2023		01/07/2021 - 23/01/2022		01/07/2020 - 24/01/2021	
	Export	Import	Export	Import	Export	Import
Soyabeans	126 851	6 077 294	203 917	7 467 543	142 178	8 365 928
Rapeseed	388 235	4 255 681	379 557	3 022 498	67 537	4 021 706
Sunflowerseed	220 484	1 668 199	229 219	260 924	291 738	681 005
Total seeds	735 570	12 001 175	812 693	10 750 964	501 452	13 068 640
Soyameal	314 446	8 948 822	475 002	9 183 410	295 205	10 007 934
Rapeseed meal	388 304	387 092	404 515	363 577	309 582	238 662
Sunflowerseed meal	529 993	1 333 537	426 635	1 053 230	263 721	1 416 868
Total meals	1 232 743	10 669 451	1 306 153	10 600 217	868 508	11 663 464
Soyaoil	404 804	284 929	595 089	321 961	372 534	292 440
Rapeseed oil	325 124	273 438	187 481	363 111	216 875	164 771
Sunflowerseed oil	626 341	1 050 136	379 801	1 086 139	299 660	1 091 449
Palm oil	96 360	1 888 369	110 795	3 111 184	47 471	3 377 820
Total oils	1 452 629	3 496 873	1 273 167	4 882 394	936 540	4 926 481
General Total	3 420 942	26 167 498	3 392 013	26 233 576	2 306 500	29 658 584

* The United Kingdom is no longer a Member State of the European Union, however until the end of the transition period it was still a part of the EU Customs Union. Due to the absence of intra-trade data in the surveillance system, the totals of the EU trade data therefore also include the UK data until 31/12/2020. The data as of 1/1/2021 is therefore not comparable with the data until 31/12/2020.

Week 1 to 30 from 01/07/2022 to 22/01/2023

Summary

Import (tonnes)	Soyabeans	Rapeseed	Sunflower-seed	Soyameal	Rapeseed meal	Sunflower-seed meal	Soyaoil	Rapeseed oil	Sunflower-seed oil	Palm oil
BE	141 919	936 436	1 294	127 317		14 710	957	22 581	6 668	49 955
BG	1 063	29 582	701 591	1 407	109	115 804	7 219	795	171 512	1 297
CZ	1 848	47 977	3 131	647		2 746	1 144	195	9 231	133
DK	1 140		531	452 688	5 579	16 843	9 656	10	2 327	25 881
DE	1 120 911	496 148	17 725	876 660	26 397	34 387	3 025	644	10 631	213 624
EE		1 509	3 604	1 056	702	4 867	42	531	617	
IE	121	1	275	289 613	3 207		2 819	2 560	1 572	1 165
EL	105 338	28 126	1 455	220 377	6 149	15 005	7 730	599	3 390	70 366
ES	1 568 749		77 946	1 379 991	16 472	85 223	65 083	1 130	146 044	614 813
FR	83 384	670 299	86 258	1 160 621	48 569	142 339	1 032	464	61 100	31 149
HR	77	663	10 725	4 046	3 815	983	1 434	276	23 752	5 946
IT	467 732	318	636	288 388	6 301	50 158	15 011	10	55 451	157 536
CY	1		22	61 277		2 690	1 496	305	2 753	84
LV	4 036	37 330	66	17 056	32 593	150 255	43	64 890	3 490	
LT	20	25 268	1 968	38 228	157 655	7 201	10 514	59 781	15 126	
LU			1						20	
HU	68 099	115 780	253 345	40 823	1 270	26 788	878	2 051	65 741	1 431
MT	1		3				99	30	512	316
NL	1 799 381	624 482	41 253	1 458 713	1 816	215 499	8 058	36 101	86 872	668 588
AT	12 389	5 282	11 745	8 070		1 195	976	2 674	16 703	147
PL	96 696	658 661	12 891	1 468 021	69 726	354 182	125 647	61 429	257 573	363
PT	395 578	76 915	45 801	73 679			45	6	17 529	5 893
RO	147 189	380 391	367 697	242 902	495	20 476	5 161	3 928	46 178	5 776
SI	33 149	720	1 350	520 414	4 936	60 094	2 685	3 168	33 968	24
SK	23 830	112 456	25 581	87	262	1 837	193	318	5 812	
FI	336		306	6 863		350	73		170	
SE	3 284	7 335	429	60 946		9 905	12 466	6 045	3 713	32 547
XI	1 023	3	571	148 930	1 039		1 443	2 921	1 680	1 334
EU*	6 077 294	4 255 681	1 668 199	8 948 822	387 092	1 333 537	284 929	273 438	1 050 136	1 888 369

* The United Kingdom is no longer a Member State of the European Union, however until the end of the transition period it was still a part of the EU Customs Union. Due to the absence of intra-trade data in the surveillance system, the totals of the EU trade data therefore also include the UK data until 31/12/2020. The data as of 1/1/2021 is therefore not comparable with the data until 31/12/2020.

Top 5 import origins* - (update of 22/01/2023)

Soyabeans				
Origin	MY 2022/23		MY 2021/22	
	tonnes	share	tonnes	share
United States of America	2 966 022	48.8%	2 688 761	36.0%
Brazil	1 760 513	29.0%	3 536 809	47.4%
Ukraine	590 768	9.7%	227 459	3.0%
Canada	545 164	9.0%	929 033	12.4%
Uruguay	117 047	1.9%	16 529	0.2%

Rapeseed				
Origin	MY 2022/23		MY 2021/22	
	tonnes	share	tonnes	share
Ukraine	2 553 333	60.0%	1 595 336	52.8%
Australia	1 375 640	32.3%	718 477	23.8%
Canada	193 378	4.5%	501 757	16.6%
Moldova	55 811	1.3%	70 124	2.3%
Serbia	52 413	1.2%	59 285	2.0%

Sunflowerseed				
Origin	MY 2022/23		MY 2021/22	
	tonnes	share	tonnes	share
Ukraine	1 459 176	87.5%	14 330	5.5%
Moldova	130 898	7.8%	152 916	58.6%
Serbia	18 867	1.1%	17 272	6.6%
China	18 255	1.1%	20 257	7.8%
Türkiye	15 776	0.9%	23 136	8.9%

Soyameal				
Origin	MY 2022/23		MY 2021/22	
	tonnes	share	tonnes	share
Brazil	4 584 473	51.2%	4 097 672	44.6%
Argentina	3 333 788	37.3%	3 827 399	41.7%
United States of America	195 546	2.2%	212 129	2.3%
Paraguay	184 951	2.1%	362 665	3.9%
Ukraine	165 390	1.8%	77 478	0.8%

Rapeseed meal				
Origin	MY 2022/23		MY 2021/22	
	tonnes	share	tonnes	share
Russia	162 274	41.9%	120 924	33.3%
Belarus	120 379	31.1%	31 760	8.7%
Ukraine	46 618	12.0%	136 263	37.5%
United Kingdom	41 929	10.8%	66 964	18.4%
Kazakhstan	5 793	1.5%	130	0.0%

Sunflowerseed meal				
Origin	MY 2022/23		MY 2021/22	
	tonnes	share	tonnes	share
Ukraine	658 111	49.4%	326 997	31.0%
Argentina	289 506	21.7%	297 374	28.2%
Russia	272 340	20.4%	384 419	36.5%
Serbia	39 909	3.0%	34 487	3.3%
Moldova	35 467	2.7%	-----	-----

Sunflowerseed oil				
Origin	MY 2022/23		MY 2021/22	
	tonnes	share	tonnes	share
Ukraine	921 398	87.7%	938 032	86.4%
Serbia	43 725	4.2%	54 688	5.0%
Moldova	32 712	3.1%	60 173	5.5%

Soyaoil				
Origin	MY 2022/23		MY 2021/22	
	tonnes	share	tonnes	share
Ukraine	114 274	40.1%	110 360	34.3%
Argentina	69 599	24.4%	109 164	33.9%
Serbia	27 552	9.7%	26 299	8.2%
Norway	23 593	8.3%	42 328	13.1%

Rapeseed oil				
Origin	MY 2022/23		MY 2021/22	
	tonnes	share	tonnes	share
Belarus	126 126	46.1%	65 251	18.0%
United Kingdom	44 420	16.2%	42 456	11.7%
Ukraine	43 771	16.0%	125 203	34.5%
Russia	22 250	8.1%	77 551	21.4%
United Arab Emirates	18 556	6.8%	30 750	8.5%

Palm oil				
Origin	MY 2022/23		MY 2021/22	
	tonnes	share	tonnes	share
Indonesia	682 129	36.1%	1 373 540	44.1%
Malaysia	405 048	21.4%	678 454	21.8%
Guatemala	334 034	17.7%	342 041	11.0%
Papua New Guinea	135 056	7.2%	191 608	6.2%
Honduras	104 985	5.6%	240 714	7.7%

* The United Kingdom is no longer a Member State of the European Union, however until the end of the transition period it was still a part of the EU Customs Union. Due to the absence of intra-trade data in the surveillance system, the totals of the EU trade data therefore also include the UK data until 31/12/2020. The data as of 1/1/2021 is therefore not comparable with the data until 31/12/2020.

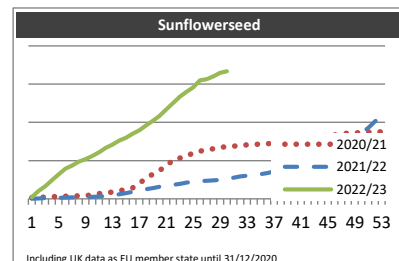
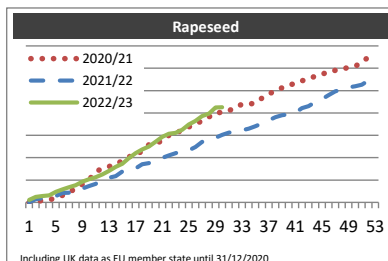
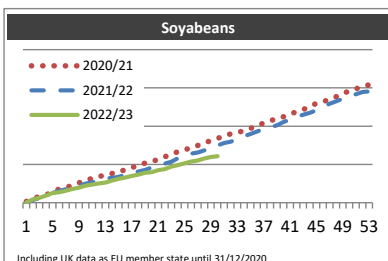
Week 1 to 30 from 01/07/2022 to 22/01/2023

(tonnes)

Soyabeans			
week	2020/21	2021/22	2022/23
1	163413	14050	30942
2	555 679	356 431	427 108
3	809 177	612 285	651 702
4	1 030 274	966 648	934 214
5	1 426 359	1 267 009	1 270 568
6	1 791 837	1 543 214	1 370 629
7	2 034 261	1 771 231	1 578 515
8	2 232 628	2 104 815	1 791 475
9	2 589 473	2 218 938	1 962 470
10	2 966 515	2 486 225	2 228 221
11	3 154 630	2 647 949	2 363 069
12	3 416 837	2 918 858	2 507 472
13	3 617 651	3 176 924	2 643 876
14	3 818 988	3 232 975	2 903 203
15	4 143 949	3 384 635	3 118 754
16	4 255 378	3 645 601	3 291 977
17	4 582 823	3 918 416	3 499 443
18	4 857 846	4 085 957	3 659 751
19	5 165 400	4 287 751	3 894 286
20	5 410 306	4 581 743	3 979 484
21	5 635 125	4 849 900	4 237 041
22	6 015 554	5 114 316	4 391 773
23	6 289 100	5 346 440	4 721 229
24	6 664 021	5 805 125	4 909 625
25	6 974 199	6 077 945	5 128 897
26	7 112 851	6 419 238	5 370 449
27	7 484 394	6 545 589	5 509 673
28	7 864 005	6 840 267	5 782 042
29	8 091 896	7 124 292	5 975 772
30	8 365 928	7 467 543	6 077 294
31	8 787 163	7 795 795	
32	8 981 168	7 980 698	
33	9 190 054	8 296 496	
34	9 392 825	8 688 646	
35	9 691 067	8 973 588	
36	10 071 199	9 298 948	
37	10 405 127	9 632 940	
38	10 690 207	9 889 336	
39	11 038 105	10 116 712	
40	11 236 461	10 543 526	
41	11 581 467	10 859 060	
42	11 901 236	11 252 414	
43	12 147 467	11 503 894	
44	12 613 954	11 757 043	
45	12 969 135	12 069 882	
46	13 180 735	12 521 248	
47	13 518 896	12 932 252	
48	13 846 962	13 261 969	
49	14 291 906	13 600 577	
50	14 582 641	13 954 541	
51	14 899 807	14 172 967	
52	15 109 427	14 469 538	
53	15 424 587	14 543 554	

Rapeseed			
week	2020/21	2021/22	2022/23
1	2303	1890	111313
2	30 315	147 372	243 377
3	87 701	185 167	281 658
4	117 612	252 202	318 445
5	191 335	286 826	472 515
6	310 167	418 125	581 669
7	447 212	435 611	678 241
8	634 354	451 018	765 402
9	809 917	617 850	923 460
10	1 005 715	732 158	1 032 352
11	1 368 635	830 570	1 122 279
12	1 519 996	1 025 882	1 247 988
13	1 608 779	1 101 083	1 407 221
14	1 675 495	1 176 659	1 592 326
15	1 870 591	1 382 702	1 727 383
16	2 045 747	1 387 626	1 981 226
17	2 116 047	1 519 801	2 196 576
18	2 302 683	1 707 635	2 371 727
19	2 575 115	1 756 465	2 502 121
20	2 653 439	1 883 681	2 715 930
21	2 741 156	1 997 658	2 936 131
22	3 000 518	2 104 105	3 070 660
23	3 101 934	2 201 798	3 111 611
24	3 226 133	2 299 722	3 245 278
25	3 375 065	2 328 546	3 480 431
26	3 495 914	2 481 515	3 644 670
27	3 654 993	2 706 106	3 856 385
28	3 816 857	2 757 541	3 966 905
29	4 020 847	2 889 446	4 243 484
30	4 021 706	3 022 498	4 255 681
31	4 086 795	3 115 145	
32	4 278 493	3 182 682	
33	4 385 639	3 225 437	
34	4 386 353	3 300 334	
35	4 450 697	3 403 095	
36	4 666 156	3 539 442	
37	4 836 258	3 669 813	
38	5 011 358	3 809 408	
39	5 126 993	3 904 905	
40	5 253 716	3 941 460	
41	5 316 458	4 008 494	
42	5 445 875	4 216 895	
43	5 515 224	4 306 735	
44	5 644 871	4 483 588	
45	5 725 852	4 616 539	
46	5 855 454	4 799 683	
47	5 910 269	4 969 802	
48	5 968 406	5 046 674	
49	6 034 738	5 140 174	
50	6 098 157	5 193 362	
51	6 249 596	5 263 054	
52	6 508 651	5 455 979	
53	6 508 775	5 518 896	

Sunflowerseed			
week	2020/21	2021/22	2022/23
1	16761	1412	21548
2	19 897	4 150	102 684
3	23 107	10 137	162 761
4	27 803	11 968	245 860
5	31 016	13 827	318 361
6	34 177	15 499	393 560
7	37 766	17 808	436 501
8	39 963	19 903	486 071
9	42 104	23 176	517 899
10	50 780	26 290	559 852
11	67 467	29 618	607 269
12	78 060	35 148	665 684
13	88 232	41 976	709 476
14	107 383	58 383	762 490
15	118 575	75 431	800 384
16	143 817	92 000	851 658
17	201 932	109 230	896 988
18	272 010	126 837	960 826
19	323 928	141 820	1 020 616
20	374 526	156 904	1 085 214
21	424 028	172 697	1 170 932
22	513 431	184 880	1 252 113
23	533 627	196 730	1 336 887
24	554 478	211 488	1 399 217
25	601 323	220 912	1 458 570
26	621 950	231 546	1 548 653
27	643 023	236 368	1 564 546
28	653 515	240 910	1 601 318
29	675 330	248 552	1 649 631
30	681 005	260 924	1 668 199
31	689 028	275 775	
32	694 016	294 091	
33	707 479	302 488	
34	711 184	312 265	
35	716 717	322 762	
36	720 903	337 047	
37	727 605	356 861	
38	738 091	381 070	
39	746 185	401 742	
40	749 580	419 120	
41	753 289	445 076	
42	756 451	463 381	
43	760 965	492 040	
44	766 958	517 178	
45	784 670	545 268	
46	837 102	603 899	
47	840 648	651 464	
48	861 598	709 405	
49	863 565	795 610	
50	866 075	863 101	
51	871 040	928 275	
52	875 304	1 011 630	
53	876 698	1 078 606	



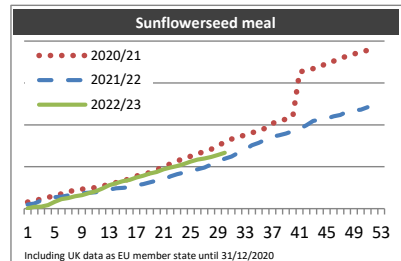
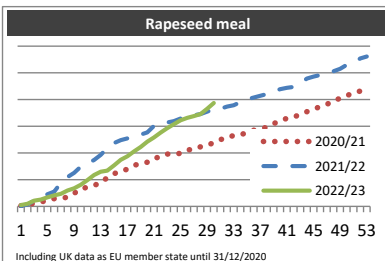
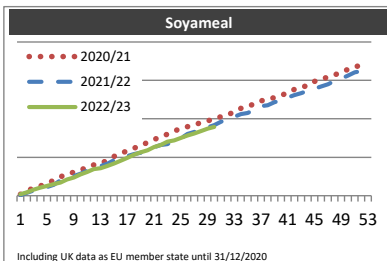
Week 1 to 30 from 01/07/2022 to 22/01/2023

(tonnes)

Soyameal			
week	2020/21	2021/22	2022/23
1	179510	52604	186296
2	576 192	390 984	444 603
3	1 037 063	669 965	790 447
4	1 292 127	854 907	1 057 703
5	1 571 296	1 135 410	1 290 081
6	2 012 516	1 432 248	1 512 302
7	2 448 836	1 984 315	1 705 738
8	2 810 433	2 286 422	2 102 453
9	3 063 572	2 579 780	2 373 679
10	3 277 846	2 866 270	2 784 232
11	3 774 628	3 262 690	3 093 562
12	4 021 207	3 524 664	3 448 481
13	4 168 888	3 873 614	3 569 212
14	4 605 061	4 153 112	3 867 182
15	5 100 524	4 611 816	4 191 401
16	5 531 856	4 952 255	4 568 894
17	5 819 215	5 166 557	4 940 401
18	6 204 174	5 411 242	5 336 263
19	6 469 839	5 595 509	5 641 462
20	6 947 594	5 924 867	5 912 643
21	7 326 283	6 317 722	6 325 114
22	7 658 005	6 585 346	6 595 763
23	8 013 975	6 718 421	7 014 186
24	8 411 736	7 129 262	7 209 177
25	8 753 876	7 468 078	7 504 621
26	8 991 053	8 031 956	7 829 381
27	9 174 789	8 293 249	8 097 018
28	9 527 028	8 583 855	8 398 645
29	9 732 586	8 879 331	8 720 160
30	10 007 934	9 183 410	8 948 822
31	10 284 783	9 611 116	
32	10 492 484	9 953 479	
33	10 936 336	10 272 398	
34	11 366 704	10 605 753	
35	11 624 650	10 773 737	
36	11 926 024	11 170 057	
37	12 343 385	11 647 230	
38	12 527 220	11 778 182	
39	12 767 402	12 177 308	
40	13 063 853	12 363 056	
41	13 385 683	12 769 116	
42	13 831 726	13 078 126	
43	14 131 372	13 351 585	
44	14 328 077	13 652 792	
45	14 867 561	13 934 662	
46	15 116 006	14 209 860	
47	15 435 411	14 508 320	
48	15 696 370	14 916 433	
49	16 115 183	15 245 915	
50	16 418 999	15 631 804	
51	16 761 395	16 062 500	
52	16 974 382	16 224 188	
53	17 269 638	16 517 030	

Rapeseed meal			
week	2020/21	2021/22	2022/23
1	2517	787	4966
2	4 198	7 298	10 104
3	12 303	21 470	21 338
4	15 713	34 669	25 147
5	23 499	45 556	34 185
6	28 772	55 018	41 459
7	31 119	88 211	47 329
8	33 891	109 839	59 573
9	48 922	125 415	67 614
10	67 123	148 670	80 693
11	71 166	161 501	98 028
12	79 202	173 273	117 638
13	86 934	192 764	129 468
14	108 011	218 581	134 254
15	122 229	236 993	153 876
16	133 128	248 164	174 084
17	138 726	254 303	188 029
18	153 843	259 363	205 558
19	160 494	269 031	222 231
20	165 189	277 230	242 127
21	181 101	300 838	257 842
22	184 631	304 058	275 842
23	195 504	314 451	292 564
24	196 660	319 016	307 858
25	198 505	328 631	322 115
26	211 655	333 751	331 743
27	212 980	341 669	338 473
28	222 791	345 413	345 639
29	228 456	354 802	365 738
30	238 662	363 577	387 092
31	250 529	365 598	
32	254 702	373 792	
33	266 354	378 982	
34	269 362	389 843	
35	274 855	400 802	
36	285 308	407 809	
37	289 407	414 211	
38	296 634	420 984	
39	310 256	430 407	
40	320 241	439 188	
41	329 839	443 987	
42	334 274	447 177	
43	344 713	462 513	
44	354 887	478 502	
45	363 564	486 281	
46	373 616	491 523	
47	381 741	500 630	
48	396 079	506 363	
49	404 659	515 447	
50	414 231	530 223	
51	425 820	536 380	
52	431 873	553 974	
53	440 814	561 245	

Sunflowerseed meal			
week	2020/21	2021/22	2022/23
1	35885	26171	7352
2	94 071	83 234	41 426
3	157 119	97 880	50 328
4	195 625	120 265	82 386
5	227 778	197 951	164 013
6	269 888	232 858	225 342
7	313 975	272 441	252 161
8	351 413	287 458	294 466
9	405 908	315 307	323 894
10	440 182	358 385	368 641
11	462 890	371 568	410 180
12	484 228	379 654	478 022
13	500 761	392 009	559 615
14	548 793	427 277	606 425
15	564 030	454 784	655 860
16	620 328	484 680	685 820
17	658 886	496 439	745 069
18	712 979	511 358	787 174
19	778 803	558 159	838 902
20	804 815	587 837	875 005
21	864 744	630 013	939 074
22	923 726	669 492	980 594
23	1 013 539	695 098	1 019 835
24	1 068 096	771 782	1 066 914
25	1 131 590	825 377	1 123 096
26	1 205 810	858 877	1 168 317
27	1 249 601	908 725	1 196 551
28	1 314 916	939 091	1 233 966
29	1 361 293	982 410	1 282 132
30	1 416 868	1 053 230	1 333 537
31	1 502 772	1 132 278	
32	1 589 189	1 190 253	
33	1 659 070	1 243 696	
34	1 714 453	1 336 819	
35	1 753 907	1 406 059	
36	1 813 705	1 512 483	
37	1 851 284	1 571 541	
38	1 926 666	1 652 748	
39	2 037 469	1 721 371	
40	2 092 880	1 750 856	
41	2 134 726	1 792 919	
42	2 191 810	1 848 861	
43	3 263 589	1 911 543	
44	3 300 553	1 986 198	
45	3 341 100	2 093 615	
46	3 372 738	2 123 917	
47	3 486 612	2 150 492	
48	3 521 477	2 206 821	
49	3 584 059	2 237 786	
50	3 645 512	2 313 539	
51	3 688 625	2 348 223	
52	3 743 893	2 362 869	
53	3 777 842	2 421 247	



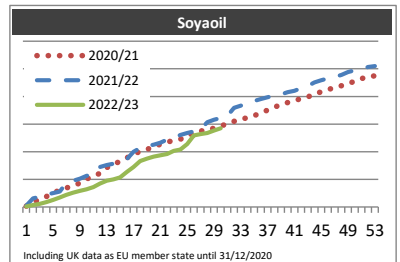
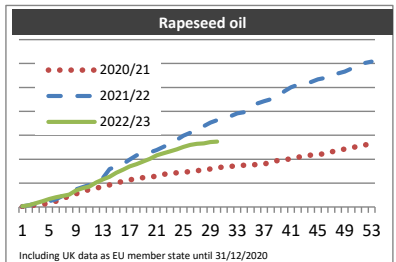
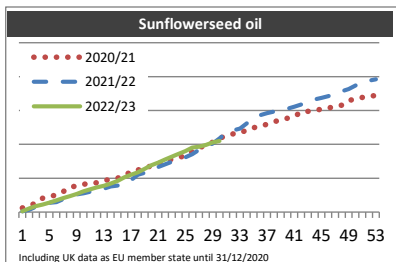
Week 1 to 30 from 01/07/2022 to 22/01/2023

(tonnes)

Sunflowerseed oil			
week	2020/21	2021/22	2022/23
1	61274	11291	11797
2	99 767	32 995	53 609
3	127 510	78 345	86 836
4	206 284	112 683	111 512
5	233 077	136 733	141 320
6	250 043	147 491	173 185
7	300 503	188 648	207 243
8	369 020	240 094	233 914
9	384 067	261 468	267 381
10	412 657	278 224	305 658
11	419 245	299 889	337 478
12	432 728	315 279	364 520
13	467 867	344 761	388 677
14	483 678	377 955	421 444
15	502 637	390 193	460 675
16	525 811	412 951	512 281
17	608 046	474 615	549 986
18	622 687	551 588	586 903
19	639 838	581 382	639 615
20	688 166	610 665	690 812
21	711 439	665 565	728 985
22	758 539	704 238	777 717
23	780 977	744 210	818 967
24	806 081	768 478	861 095
25	833 276	807 504	901 512
26	893 670	855 122	951 298
27	949 863	920 133	964 685
28	987 543	970 775	990 248
29	1 031 431	1 012 361	1 028 789
30	1 091 449	1 086 139	1 050 136
31	1 123 209	1 171 065	
32	1 154 652	1 206 279	
33	1 167 289	1 232 904	
34	1 208 883	1 306 715	
35	1 246 184	1 362 445	
36	1 263 918	1 431 416	
37	1 299 451	1 460 121	
38	1 332 254	1 482 378	
39	1 360 726	1 509 235	
40	1 385 480	1 525 842	
41	1 408 578	1 556 407	
42	1 481 443	1 588 957	
43	1 486 020	1 627 551	
44	1 500 892	1 663 018	
45	1 518 382	1 687 224	
46	1 537 035	1 711 347	
47	1 558 214	1 743 608	
48	1 577 012	1 782 047	
49	1 647 744	1 814 723	
50	1 670 237	1 868 520	
51	1 692 543	1 907 426	
52	1 710 984	1 938 991	
53	1 719 695	1 960 018	

Rapeseed oil			
week	2020/21	2021/22	2022/23
1	1175	2667	3288
2	5 573	7 789	7 877
3	8 591	13 967	15 579
4	10 444	18 770	23 588
5	17 557	24 023	33 036
6	24 336	32 458	41 035
7	30 856	46 477	46 549
8	48 618	52 819	52 170
9	55 911	73 545	69 583
10	62 685	83 557	78 136
11	73 567	92 795	86 290
12	78 739	103 409	102 759
13	86 113	121 851	115 076
14	92 598	159 162	126 205
15	98 041	167 830	142 945
16	109 291	180 188	156 578
17	114 035	198 293	169 724
18	117 987	216 219	179 275
19	122 604	221 831	190 572
20	125 079	228 003	201 569
21	129 502	238 236	216 088
22	136 800	251 161	224 776
23	139 955	265 169	233 143
24	143 541	280 420	240 768
25	146 233	298 612	251 282
26	148 025	310 000	259 212
27	151 098	319 501	263 829
28	156 195	337 764	265 846
29	159 136	352 669	271 155
30	164 771	363 111	273 438
31	167 364	372 598	
32	169 696	379 835	
33	171 975	391 837	
34	174 879	396 369	
35	176 084	414 047	
36	177 751	433 437	
37	178 988	442 458	
38	188 808	450 880	
39	193 746	461 437	
40	196 841	483 834	
41	202 575	500 290	
42	207 426	510 513	
43	213 360	516 121	
44	217 225	522 938	
45	219 421	533 982	
46	222 671	539 480	
47	230 102	549 639	
48	238 377	559 139	
49	242 338	565 810	
50	247 147	579 104	
51	254 394	584 985	
52	259 332	602 262	
53	263 246	607 993	

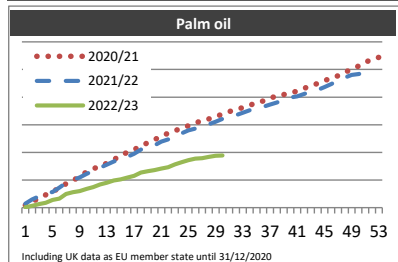
Soya oil			
week	2020/21	2021/22	2022/23
1	3142	4919	2027
2	18 365	31 359	7 329
3	26 725	37 015	11 490
4	37 959	44 616	17 529
5	51 088	50 579	25 595
6	60 397	56 030	34 751
7	68 736	87 140	43 736
8	77 396	95 415	51 880
9	86 162	102 030	58 046
10	101 124	113 097	64 243
11	112 405	117 264	71 986
12	121 536	144 620	84 604
13	142 066	151 707	94 869
14	156 883	156 418	99 973
15	164 181	164 300	107 065
16	178 523	173 521	127 508
17	190 536	199 640	145 062
18	201 258	213 238	166 040
19	209 001	220 657	175 204
20	217 571	225 346	182 348
21	227 023	232 859	187 258
22	234 638	243 657	192 005
23	240 830	251 206	202 819
24	245 763	260 229	207 698
25	254 932	267 883	228 086
26	270 393	273 351	259 363
27	274 984	280 868	263 628
28	278 029	307 177	267 419
29	285 222	315 623	276 529
30	292 440	321 961	284 929
31	301 893	330 138	
32	310 229	358 987	
33	316 647	366 738	
34	323 663	373 296	
35	331 055	383 576	
36	339 958	390 647	
37	350 561	397 191	
38	361 106	403 096	
39	370 226	407 815	
40	377 906	416 008	
41	384 801	420 326	
42	392 572	429 648	
43	398 443	438 336	
44	410 045	451 057	
45	416 377	458 504	
46	425 102	464 827	
47	431 584	470 737	
48	438 983	477 678	
49	445 680	488 336	
50	455 627	494 917	
51	464 204	499 706	
52	472 386	506 957	
53	474 431	509 899	



Week 1 to 30 from 01/07/2022 to 22/01/2023

(tonnes)

Palm oil			
week	2020/21	2021/22	2022/23
1	89490	39918	15052
2	214 613	143 667	66 032
3	335 253	297 759	130 693
4	465 888	411 182	175 268
5	567 372	515 561	280 984
6	723 520	566 939	326 970
7	865 803	723 390	495 338
8	985 514	893 857	558 694
9	1 126 309	1 001 128	598 633
10	1 293 478	1 093 539	677 983
11	1 405 865	1 222 030	739 306
12	1 499 750	1 332 423	836 992
13	1 607 128	1 445 059	904 717
14	1 737 940	1 557 828	984 620
15	1 892 186	1 671 039	1 023 405
16	1 997 347	1 756 304	1 086 425
17	2 102 158	1 834 838	1 149 587
18	2 231 019	1 952 153	1 269 151
19	2 353 166	2 100 994	1 320 729
20	2 466 861	2 179 077	1 355 826
21	2 556 266	2 250 994	1 414 548
22	2 698 688	2 393 483	1 458 537
23	2 787 628	2 471 893	1 568 248
24	2 866 939	2 528 205	1 647 004
25	2 966 576	2 694 537	1 717 575
26	3 050 547	2 797 067	1 770 471
27	3 166 267	2 858 610	1 790 148
28	3 211 007	2 941 766	1 837 091
29	3 301 989	3 023 177	1 874 964
30	3 377 820	3 111 184	1 888 369
31	3 474 683	3 212 254	
32	3 553 818	3 282 730	
33	3 620 461	3 348 454	
34	3 699 167	3 435 410	
35	3 802 633	3 526 029	
36	3 862 098	3 599 862	
37	3 951 434	3 652 286	
38	4 057 377	3 731 223	
39	4 094 685	3 804 602	
40	4 145 759	3 903 345	
41	4 219 588	3 984 144	
42	4 314 633	4 024 947	
43	4 421 356	4 118 502	
44	4 488 890	4 193 835	
45	4 597 933	4 257 455	
46	4 688 171	4 364 488	
47	4 774 493	4 479 131	
48	4 892 197	4 594 873	
49	5 022 983	4 709 269	
50	5 122 509	4 806 144	
51	5 260 423	4 831 979	
52	5 373 453	4 880 402	
53	5 440 091	4 919 297	



Week 1 to 30 from 01/07/2022 to 22/01/2023

Summary

Export (tonnes)	Soyabeans	Rapeseed	Sunflower- seed	Soyameal	Rapeseed meal	Sunflower- seed meal	Soyaoil	Rapeseed oil	Sunflower- seed oil	Palm oil
BE	4 762	27 097	143	8 160	51 041	923	13 873	72 254	13 780	1 716
BG	3	12	90 399	3	7 836	361 235		61	311 077	102
CZ	146		7					24	536	
DK	49	5 243	141	633	725		406	35 427	55	13 704
DE	1 445	5 913	2 439	71 858	106 028	38 839	6 826	65 369	4 857	25 762
EE		23 950	576		5 391		685	11 109	567	2 453
IE		36 370		1			56	2		
EL			7	23 373		34	1 816	842	1 548	1 919
ES	160	8 285	1 641	13 797		6	168 342	18 589	60 679	12 941
FR	3 231	56 535	4 660	3 924	15 308	19 686	3 372	55 269	74 560	50
HR	71 535	1 003	9 304	312	162		51	238	1 780	65
IT	799	77	63	6 017	79	309	76 054	1 182	8 909	2 922
CY									14	
LV		59 734	3	2 908	28 960			29	54	376
LT	1	54 489	415	41 157	21 806	2 244		11 462	1 134	100
LU	1						3		97	
HU	20 739	220	734	1 301		2 944	717	111	12 478	108
MT										
NL	584	47	582	121 577	23 220	34 368	96 891	28 189	70 207	27 102
AT	1 521	687	6 172	3 817	1 218	1 535	1 100	1 359	3 491	1
PL	14 993	5 259	1 188	5 485	356	2 936	427	3 155	15 791	397
PT	188		10	2 101	73	10 829	33 453	16	7 702	71
RO	6 689	103 311	100 393	7 997	72 054	54 029	77	916	35 796	5
SI		1	1	25				153	4	1
SK			1			76			57	
FI		3			28 500		13	10 182	4	
SE	3	1	1 602		25 549		644	9 184	1 163	6 566
XI										
EU*	126 851	388 235	220 484	314 446	388 304	529 993	404 804	325 124	626 341	96 360

* The United Kingdom is no longer a Member State of the European Union, however until the end of the transition period it was still a part of the EU Customs Union. Due to the absence of intra-trade data in the surveillance system, the totals of the EU trade data therefore also include the UK data until 31/12/2020. The data as of 1/1/2021 is therefore not comparable with the data until 31/12/2020.

Top 5 export destinations* - (update of 22/01/2023)

Soyabeans				
Destination	MY 2022/23		MY 2021/22	
	tonnes	share	tonnes	share
Serbia	95 326	75.1%	50 810	24.9%
Belarus	14 993	11.8%	-----	-----
Switzerland	5 147	4.1%	7 586	3.7%
United Kingdom	4 963	3.9%	6 701	3.3%
Türkiye	3 585	2.8%	6 777	3.3%

Rapeseed				
Destination	MY 2022/23		MY 2021/22	
	tonnes	share	tonnes	share
United Kingdom	282 497	72.8%	363 509	95.8%
Pakistan	47 000	12.1%	-----	-----
United States of America	40 742	10.5%	-----	-----
Russia	4 559	1.2%	3 566	0.9%
Bosnia and Herzegovina	3 849	1.0%	3 164	0.8%

Sunflowerseed				
Destination	MY 2022/23		MY 2021/22	
	tonnes	share	tonnes	share
Türkiye	109 355	49.6%	68 500	29.9%
United Kingdom	22 983	10.4%	34 723	15.1%
China	21 275	9.6%	32 802	14.3%
United States of America	17 131	7.8%	28 717	12.5%
Bosnia and Herzegovina	9 359	4.2%	14 132	6.2%

Soyameal				
Destination	MY 2022/23		MY 2021/22	
	tonnes	share	tonnes	share
United Kingdom	139 230	44.3%	175 403	36.9%
Switzerland	62 481	19.9%	80 421	16.9%
Uzbekistan	37 501	11.9%	49 518	10.4%
North Macedonia	16 262	5.2%	23 286	4.9%
Türkiye	7 212	2.3%	30 303	6.4%

Rapeseed meal				
Destination	MY 2022/23		MY 2021/22	
	tonnes	share	tonnes	share
Norway	110 205	28.4%	110 086	27.2%
United Kingdom	99 269	25.6%	59 175	14.6%
Switzerland	92 053	23.7%	97 025	24.0%
Israel	78 436	20.2%	95 335	23.6%
Morocco	5 195	1.3%	30 818	7.6%

Sunflowerseed meal				
Destination	MY 2022/23		MY 2021/22	
	tonnes	share	tonnes	share
China	282 735	53.3%	184 237	43.2%
United Kingdom	66 885	12.6%	42 765	10.0%
Morocco	61 433	11.6%	33 016	7.7%
Israel	57 701	10.9%	30 122	7.1%
Norway	32 072	6.1%	25 620	6.0%

Sunflowerseed oil				
Destination	MY 2022/23		MY 2021/22	
	tonnes	share	tonnes	share
India	225 482	36.0%	24 441	6.4%
United Kingdom	86 091	13.7%	87 611	23.1%
Iraq	77 956	12.4%	-----	-----
South Africa	60 033	9.6%	96 967	25.5%
United States of America	18 362	2.9%	23 094	6.1%

Soyaoil				
Destination	MY 2022/23		MY 2021/22	
	tonnes	share	tonnes	share
Morocco	164 980	40.8%	188 735	31.7%
United Kingdom	90 419	22.3%	141 466	23.8%
Algeria	58 204	14.4%	116 158	19.5%
Angola	16 678	4.1%	17 900	3.0%
Egypt	11 858	2.9%	5 257	0.9%

Rapeseed oil				
Destination	MY 2022/23		MY 2021/22	
	tonnes	share	tonnes	share
Norway	155 880	47.9%	54 360	29.0%
United Kingdom	40 120	12.3%	28 697	15.3%
Israel	35 166	10.8%	38 389	20.5%
China	29 486	9.1%	34 666	18.5%
Switzerland	9 938	3.1%	7 556	4.0%

Palm oil				
Destination	MY 2022/23		MY 2021/22	
	tonnes	share	tonnes	share
United Kingdom	43 475	45.1%	58 563	52.9%
Gibraltar	11 500	11.9%	6 000	5.4%
Russia	9 077	9.4%	12 114	10.9%
Uruguay	7 520	7.8%	7 382	6.7%
Ukraine	6 312	6.6%	1 514	1.4%

* The United Kingdom is no longer a Member State of the European Union, however until the end of the transition period it was still a part of the EU Customs Union. Due to the absence of intra-trade data in the surveillance system, the totals of the EU trade data therefore also include the UK data until 31/12/2020. The data as of 1/1/2021 is therefore not comparable with the data until 31/12/2020.

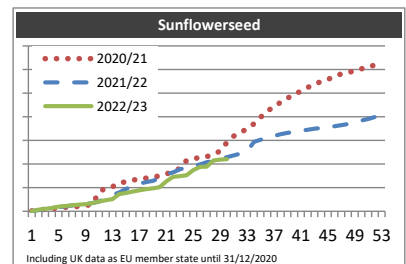
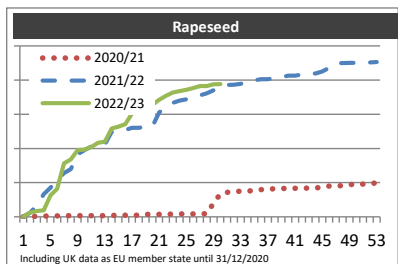
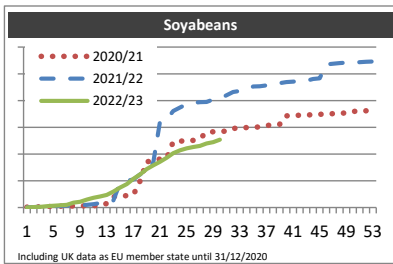
Week 1 to 30 from 01/07/2022 to 22/01/2023

(tonnes)

Soyabeans			
week	2020/21	2021/22	2022/23
1	730	171	134
2	1 194	831	831
3	1 430	1 346	1 348
4	1 671	1 844	2 417
5	2 067	2 430	3 143
6	2 353	2 737	4 134
7	2 567	3 696	4 885
8	2 884	4 092	9 155
9	3 011	4 488	10 923
10	3 117	4 760	14 925
11	3 321	6 042	18 183
12	3 925	8 348	20 461
13	7 269	11 328	23 609
14	20 230	13 216	29 669
15	21 185	45 965	37 240
16	22 221	50 142	43 724
17	23 959	52 295	53 582
18	49 653	62 078	62 043
19	85 883	66 234	71 753
20	86 365	84 753	79 072
21	90 802	160 349	85 578
22	91 468	164 525	92 898
23	123 174	180 546	101 418
24	123 952	186 992	107 100
25	125 381	193 437	110 759
26	125 680	195 600	113 075
27	128 876	197 123	115 330
28	140 953	197 517	119 804
29	141 624	202 022	122 431
30	142 178	203 917	126 851
31	143 066	209 972	
32	148 015	215 995	
33	148 739	218 077	
34	149 327	220 169	
35	150 051	226 123	
36	150 737	226 817	
37	153 070	228 349	
38	154 661	230 830	
39	155 802	232 543	
40	171 350	234 641	
41	171 714	235 480	
42	172 498	236 361	
43	173 100	237 079	
44	173 544	240 448	
45	174 067	241 470	
46	174 751	267 625	
47	175 703	268 838	
48	176 277	269 951	
49	176 900	270 986	
50	179 697	271 365	
51	180 378	271 905	
52	180 883	272 554	
53	181 066	272 976	

Rapeseed			
week	2020/21	2021/22	2022/23
1	391	490	358
2	1 006	11 786	12 215
3	1 661	32 963	17 021
4	2 206	66 063	18 661
5	2 674	85 589	62 576
6	2 984	106 206	82 268
7	3 119	127 820	156 660
8	3 148	139 481	168 139
9	3 228	182 963	195 441
10	3 279	195 014	196 592
11	3 372	205 868	203 950
12	3 439	209 273	216 359
13	3 666	212 305	219 565
14	4 297	248 666	258 440
15	4 372	252 030	263 957
16	4 469	254 245	270 810
17	4 567	260 154	302 542
18	4 928	260 493	315 866
19	7 222	263 712	324 568
20	7 407	264 073	327 895
21	7 483	305 887	342 589
22	7 869	320 136	354 068
23	8 156	333 469	363 873
24	8 438	339 753	367 702
25	8 773	343 620	371 449
26	8 811	350 170	377 036
27	8 835	355 554	382 316
28	8 892	360 944	382 436
29	39 917	370 296	387 985
30	67 537	379 557	388 235
31	71 616	386 017	
32	71 810	386 366	
33	75 585	389 241	
34	75 669	395 984	
35	76 407	399 372	
36	79 569	402 480	
37	79 647	402 612	
38	82 615	405 663	
39	83 082	408 858	
40	83 211	412 709	
41	83 438	413 066	
42	83 620	416 284	
43	84 028	419 487	
44	84 369	419 561	
45	87 560	424 966	
46	90 239	435 487	
47	90 467	449 548	
48	90 980	449 883	
49	94 666	450 169	
50	95 222	450 355	
51	95 869	451 022	
52	96 314	451 897	
53	99 768	452 804	

Sunflowerseed			
week	2020/21	2021/22	2022/23
1	1 753	1 194	943
2	5 401	4 607	7 100
3	8 174	8 443	10 735
4	11 769	13 255	13 851
5	14 548	17 396	19 537
6	16 519	20 933	22 941
7	18 600	24 428	25 727
8	20 193	27 609	27 897
9	24 761	30 728	30 122
10	28 606	34 300	35 136
11	80 140	41 083	40 864
12	99 508	54 767	46 784
13	103 653	69 186	51 932
14	120 793	79 320	72 643
15	124 713	94 580	97 499
16	131 953	104 523	82 829
17	136 528	116 972	88 610
18	140 328	123 340	93 487
19	144 828	129 159	97 495
20	149 863	139 867	102 121
21	157 187	157 570	127 235
22	171 608	164 595	145 486
23	180 963	177 701	148 520
24	214 746	185 401	152 817
25	221 090	192 246	174 070
26	228 892	198 292	187 522
27	230 831	207 277	189 236
28	242 180	212 678	215 473
29	254 730	221 301	218 673
30	291 738	229 219	220 484
31	317 470	236 588	
32	332 663	244 196	
33	349 787	253 112	
34	370 084	293 420	
35	397 621	302 796	
36	427 451	308 586	
37	437 091	318 501	
38	462 414	326 176	
39	477 625	331 681	
40	498 209	335 978	
41	507 177	340 916	
42	523 994	345 015	
43	539 956	349 496	
44	547 810	352 380	
45	558 190	354 621	
46	571 053	360 040	
47	581 490	364 513	
48	587 896	369 401	
49	593 886	376 731	
50	602 743	384 694	
51	613 511	391 135	
52	618 136	398 954	
53	620 401	402 395	



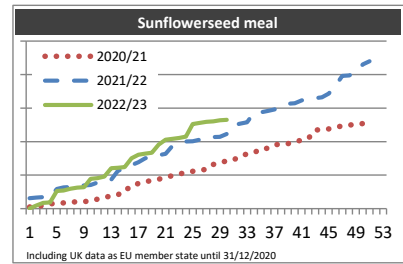
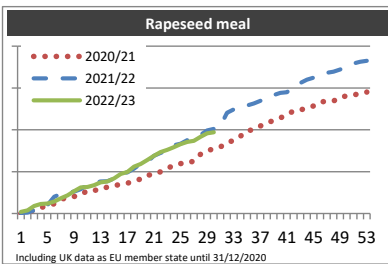
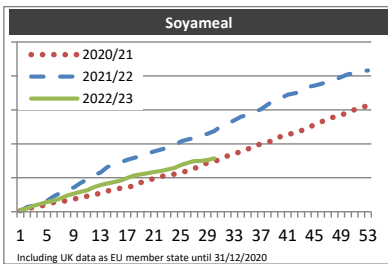
Week 1 to 30 from 01/07/2022 to 22/01/2023

(tonnes)

Soyameal			
week	2020/21	2021/22	2022/23
1	6 588	5 225	9 478
2	16 524	28 078	19 272
3	25 894	36 288	34 841
4	34 125	52 386	45 180
5	40 168	65 668	57 520
6	54 923	91 459	65 682
7	59 881	111 093	77 993
8	65 555	131 732	95 355
9	74 647	143 155	107 187
10	84 143	169 225	117 035
11	90 840	189 418	126 852
12	96 270	215 405	144 609
13	111 757	231 853	157 672
14	121 785	262 999	166 770
15	128 705	276 981	174 525
16	138 851	292 093	183 353
17	145 293	306 154	198 575
18	151 413	318 088	213 907
19	172 040	327 274	220 027
20	182 097	343 549	225 998
21	196 445	355 419	234 771
22	208 816	365 391	239 791
23	212 414	376 620	248 772
24	221 318	390 703	257 388
25	232 155	413 294	274 402
26	239 221	425 624	287 995
27	253 495	433 219	297 603
28	272 709	446 748	299 044
29	287 084	459 144	305 140
30	295 205	475 002	314 446
31	311 457	502 423	
32	328 700	519 065	
33	338 047	538 370	
34	356 268	560 210	
35	367 970	570 402	
36	387 906	587 853	
37	399 581	603 603	
38	409 532	631 435	
39	422 087	656 860	
40	445 323	669 844	
41	456 913	689 112	
42	462 012	697 613	
43	477 516	707 099	
44	493 965	734 717	
45	512 557	743 107	
46	527 896	753 527	
47	549 054	765 055	
48	558 169	777 475	
49	567 727	793 241	
50	588 027	809 051	
51	600 586	816 722	
52	614 267	829 016	
53	624 830	831 980	

Rapeseed meal			
week	2020/21	2021/22	2022/23
1	416	2 601	7 764
2	7 928	4 583	15 133
3	15 462	14 864	36 137
4	28 928	32 875	46 071
5	35 988	39 888	47 240
6	46 151	80 465	57 679
7	65 723	92 657	73 299
8	79 206	101 180	86 509
9	80 913	104 299	106 833
10	89 058	116 183	124 463
11	110 024	136 493	126 539
12	110 802	146 450	135 562
13	113 551	153 395	148 889
14	127 316	154 489	153 503
15	132 228	166 924	167 794
16	140 919	192 126	189 354
17	145 066	196 667	199 108
18	155 468	214 673	223 438
19	164 336	237 452	236 789
20	183 807	246 054	255 358
21	185 171	275 272	275 666
22	199 330	288 922	294 068
23	214 083	299 857	304 351
24	231 331	326 863	316 688
25	238 413	333 291	331 966
26	240 193	350 508	341 913
27	251 809	366 224	347 505
28	282 818	376 463	365 999
29	299 957	397 250	383 614
30	309 582	404 515	388 304
31	317 399	417 717	
32	339 677	481 458	
33	349 022	497 030	
34	369 621	501 643	
35	395 822	515 981	
36	400 489	526 121	
37	418 119	538 628	
38	435 484	547 666	
39	443 619	565 856	
40	457 285	576 971	
41	469 484	579 673	
42	491 486	604 131	
43	494 927	624 375	
44	503 170	639 786	
45	514 211	649 402	
46	532 920	657 739	
47	535 945	672 222	
48	537 572	677 757	
49	556 418	688 071	
50	561 897	701 971	
51	565 898	717 127	
52	574 151	725 141	
53	580 445	729 884	

Sunflowerseed meal			
week	2020/21	2021/22	2022/23
1	1 272	50 401	1 050
2	9 284	56 728	18 278
3	10 012	62 197	33 872
4	14 992	66 676	37 437
5	17 595	68 170	105 266
6	29 147	69 493	108 210
7	30 035	117 235	118 316
8	34 717	127 131	125 988
9	38 885	129 825	128 072
10	41 099	135 069	177 641
11	41 847	138 463	182 253
12	44 973	141 283	191 138
13	56 767	156 010	241 006
14	65 493	157 847	243 911
15	77 186	172 954	247 308
16	82 252	226 193	300 649
17	118 173	237 522	322 079
18	121 060	260 079	328 476
19	151 712	276 473	333 084
20	161 265	300 554	381 923
21	168 078	306 841	411 494
22	175 169	319 363	416 878
23	187 485	326 534	421 529
24	196 314	374 751	430 201
25	207 363	390 433	505 572
26	215 463	400 789	512 095
27	223 246	402 542	517 808
28	230 252	410 741	520 359
29	233 354	411 665	527 213
30	263 721	426 635	529 993
31	271 808	428 236	
32	286 309	445 120	
33	290 123	498 560	
34	316 104	507 798	
35	325 530	515 028	
36	331 948	572 510	
37	359 033	575 169	
38	359 843	582 683	
39	381 507	591 671	
40	385 395	611 226	
41	388 251	625 720	
42	402 473	629 077	
43	407 021	646 024	
44	417 377	654 726	
45	468 801	659 597	
46	470 790	663 943	
47	475 573	687 108	
48	486 407	735 411	
49	493 525	791 644	
50	497 686	795 264	
51	503 443	811 877	
52	507 822	860 876	
53	508 547	879 596	



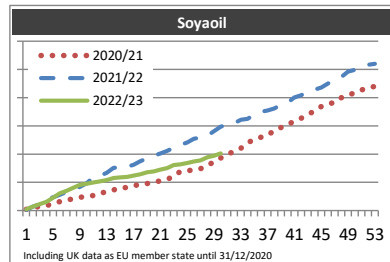
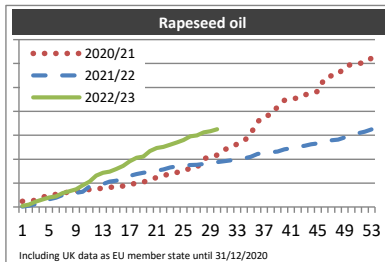
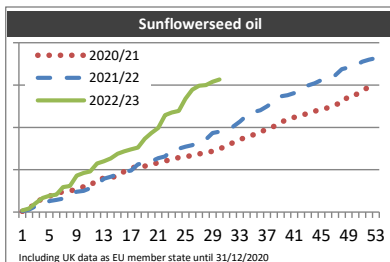
Week 1 to 30 from 01/07/2022 to 22/01/2023

(tonnes)

Sunflowerseed oil			
week	2020/21	2021/22	2022/23
1	3 133	4 828	7 818
2	9 354	11 421	16 944
3	54 568	28 155	42 894
4	58 982	33 476	66 900
5	75 673	52 293	77 063
6	85 981	57 149	82 057
7	96 855	63 650	117 836
8	101 177	87 981	122 967
9	105 964	96 213	171 997
10	120 146	100 553	184 592
11	123 143	112 505	192 266
12	155 393	131 385	229 984
13	159 527	157 347	240 147
14	164 321	166 840	253 729
15	169 348	177 984	275 899
16	192 150	190 395	286 600
17	208 683	196 449	296 232
18	213 655	225 152	304 694
19	217 251	232 823	346 389
20	222 158	239 648	373 878
21	235 101	254 445	397 803
22	242 320	263 420	458 599
23	247 606	294 388	470 314
24	257 711	299 832	478 212
25	262 877	308 699	535 181
26	266 620	316 482	578 430
27	274 808	335 496	597 009
28	282 585	343 523	599 627
29	287 327	373 994	615 586
30	299 660	379 801	626 341
31	309 962	388 608	
32	328 706	404 186	
33	342 692	428 061	
34	355 601	455 747	
35	365 740	472 761	
36	374 383	481 473	
37	396 222	499 557	
38	405 219	522 937	
39	421 078	546 315	
40	439 937	552 000	
41	447 357	562 699	
42	457 649	585 220	
43	464 943	597 987	
44	477 078	608 829	
45	484 348	623 595	
46	493 329	635 486	
47	507 942	646 301	
48	514 605	675 258	
49	548 616	683 276	
50	554 036	692 430	
51	571 365	710 483	
52	592 337	719 826	
53	596 003	727 159	

Rapeseed oil			
week	2020/21	2021/22	2022/23
1	23 848	1 563	4 531
2	25 773	5 256	10 564
3	27 461	11 931	21 830
4	40 983	14 750	31 897
5	50 315	32 697	39 837
6	52 636	39 033	44 729
7	59 429	49 635	57 790
8	61 995	54 051	65 553
9	65 203	58 727	73 481
10	70 300	64 137	90 243
11	73 132	86 273	106 528
12	75 794	89 616	131 398
13	78 373	95 799	143 284
14	81 821	106 128	147 898
15	84 319	109 954	158 802
16	87 402	123 023	172 277
17	91 278	130 662	191 669
18	101 650	137 246	206 348
19	104 869	143 386	210 887
20	112 952	147 315	233 566
21	123 791	151 253	246 255
22	130 616	157 267	251 308
23	140 579	165 326	260 941
24	144 370	169 602	269 737
25	155 243	173 573	280 330
26	159 917	175 640	295 186
27	164 401	176 505	299 760
28	203 671	180 249	312 583
29	206 781	183 951	316 870
30	216 875	187 481	325 124
31	240 145	190 797	
32	246 374	194 721	
33	264 116	199 784	
34	275 647	203 326	
35	305 625	209 417	
36	355 273	221 823	
37	380 915	225 967	
38	385 067	229 192	
39	419 465	232 229	
40	446 242	241 449	
41	452 505	246 125	
42	455 683	252 485	
43	469 510	255 829	
44	473 679	262 212	
45	484 020	266 303	
46	539 230	272 096	
47	548 701	278 814	
48	554 546	281 306	
49	586 624	290 888	
50	596 962	300 562	
51	600 532	308 434	
52	603 245	315 128	
53	623 111	324 673	

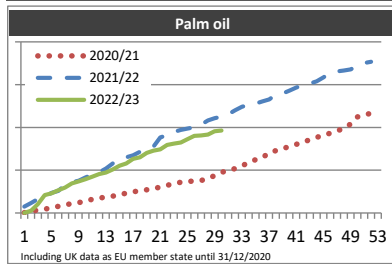
Soya oil			
week	2020/21	2021/22	2022/23
1	8 643	4 854	8 934
2	18 441	29 073	28 202
3	30 147	44 355	45 700
4	32 525	82 145	61 262
5	52 210	94 083	91 376
6	62 820	111 884	122 321
7	74 155	131 758	139 658
8	83 069	149 253	161 248
9	93 380	167 823	181 312
10	98 324	192 156	189 597
11	106 757	235 067	198 306
12	125 782	246 467	206 609
13	130 706	268 458	215 761
14	145 865	302 859	230 211
15	161 628	306 384	234 541
16	163 581	309 521	238 275
17	173 561	324 181	247 250
18	188 130	348 986	257 132
19	191 406	370 327	271 404
20	196 821	388 174	277 616
21	211 640	403 256	289 622
22	220 282	422 704	300 348
23	243 321	445 394	322 278
24	276 748	465 597	327 862
25	282 048	482 061	336 747
26	288 856	508 159	348 110
27	296 630	517 049	354 914
28	324 895	530 218	377 985
29	341 719	562 723	388 859
30	372 534	595 089	404 804
31	395 987	606 610	
32	421 913	618 872	
33	442 131	643 084	
34	480 064	649 595	
35	503 301	678 455	
36	520 466	700 433	
37	532 811	709 588	
38	568 071	723 437	
39	589 213	750 395	
40	610 559	765 559	
41	632 998	801 383	
42	654 555	817 289	
43	679 485	843 640	
44	705 607	856 392	
45	737 049	872 377	
46	755 907	900 195	
47	765 685	925 310	
48	799 972	947 288	
49	813 270	984 667	
50	837 554	997 081	
51	854 914	1 021 267	
52	869 129	1 032 463	
53	880 008	1 039 927	



Week 1 to 30 from 01/07/2022 to 22/01/2023

(tonnes)

Palm oil			
week	2020/21	2021/22	2022/23
1	367	3 816	163
2	2 017	7 478	2 594
3	3 467	11 538	10 415
4	4 394	16 174	21 025
5	6 343	18 906	23 125
6	7 810	23 471	26 653
7	9 270	25 899	29 792
8	11 090	32 873	34 544
9	12 200	35 858	36 845
10	13 685	37 637	39 608
11	16 112	41 692	42 475
12	17 285	44 657	45 386
13	18 498	47 509	47 369
14	19 767	51 958	50 881
15	21 756	57 965	55 244
16	23 092	63 028	57 889
17	24 771	65 185	63 228
18	25 960	67 414	64 966
19	27 154	71 567	70 248
20	28 354	73 771	72 724
21	30 194	77 390	74 336
22	32 240	88 255	79 472
23	34 272	90 875	80 972
24	36 012	94 798	82 293
25	36 779	97 020	86 241
26	37 501	98 712	90 048
27	37 903	100 142	90 679
28	40 326	103 250	91 698
29	43 783	108 139	95 473
30	47 471	110 795	96 360
31	49 474	112 662	
32	51 994	115 377	
33	55 073	120 044	
34	59 211	124 299	
35	62 234	126 233	
36	64 671	127 925	
37	70 427	130 457	
38	72 873	132 689	
39	75 289	138 134	
40	77 367	139 662	
41	80 266	143 098	
42	82 097	146 719	
43	86 025	149 204	
44	88 248	151 171	
45	91 204	153 993	
46	93 243	158 455	
47	96 000	163 599	
48	98 743	165 390	
49	104 027	166 526	
50	112 437	167 834	
51	114 335	172 073	
52	116 738	175 223	
53	118 080	176 730	



Calendar of Marketing Year weeks

Week	2020/21		2021/22		2022/23	
	Start	End	Start	End	Start	End
1	01/07/2020	05/07/2020	01/07/2021	04/07/2021	01/07/2022	03/07/2022
2	06/07/2020	12/07/2020	05/07/2021	11/07/2021	04/07/2022	10/07/2022
3	13/07/2020	19/07/2020	12/07/2021	18/07/2021	11/07/2022	17/07/2022
4	20/07/2020	26/07/2020	19/07/2021	25/07/2021	18/07/2022	24/07/2022
5	27/07/2020	02/08/2020	26/07/2021	01/08/2021	25/07/2022	31/07/2022
6	03/08/2020	09/08/2020	02/08/2021	08/08/2021	01/08/2022	07/08/2022
7	10/08/2020	16/08/2020	09/08/2021	15/08/2021	08/08/2022	14/08/2022
8	17/08/2020	23/08/2020	16/08/2021	22/08/2021	15/08/2022	21/08/2022
9	24/08/2020	30/08/2020	23/08/2021	29/08/2021	22/08/2022	28/08/2022
10	31/08/2020	06/09/2020	30/08/2021	05/09/2021	29/08/2022	04/09/2022
11	07/09/2020	13/09/2020	06/09/2021	12/09/2021	05/09/2022	11/09/2022
12	14/09/2020	20/09/2020	13/09/2021	19/09/2021	12/09/2022	18/09/2022
13	21/09/2020	27/09/2020	20/09/2021	26/09/2021	19/09/2022	25/09/2022
14	28/09/2020	04/10/2020	27/09/2021	03/10/2021	26/09/2022	02/10/2022
15	05/10/2020	11/10/2020	04/10/2021	10/10/2021	03/10/2022	09/10/2022
16	12/10/2020	18/10/2020	11/10/2021	17/10/2021	10/10/2022	16/10/2022
17	19/10/2020	25/10/2020	18/10/2021	24/10/2021	17/10/2022	23/10/2022
18	26/10/2020	01/11/2020	25/10/2021	31/10/2021	24/10/2022	30/10/2022
19	02/11/2020	08/11/2020	01/11/2021	07/11/2021	31/10/2022	06/11/2022
20	09/11/2020	15/11/2020	08/11/2021	14/11/2021	07/11/2022	13/11/2022
21	16/11/2020	22/11/2020	15/11/2021	21/11/2021	14/11/2022	20/11/2022
22	23/11/2020	29/11/2020	22/11/2021	28/11/2021	21/11/2022	27/11/2022
23	30/11/2020	06/12/2020	29/11/2021	05/12/2021	28/11/2022	04/12/2022
24	07/12/2020	13/12/2020	06/12/2021	12/12/2021	05/12/2022	11/12/2022
25	14/12/2020	20/12/2020	13/12/2021	19/12/2021	12/12/2022	18/12/2022
26	21/12/2020	27/12/2020	20/12/2021	26/12/2021	19/12/2022	25/12/2022
27	28/12/2020	03/01/2021	27/12/2021	02/01/2022	26/12/2022	01/01/2023
28	04/01/2021	10/01/2021	03/01/2022	09/01/2022	02/01/2023	08/01/2023
29	11/01/2021	17/01/2021	10/01/2022	16/01/2022	09/01/2023	15/01/2023
30	18/01/2021	24/01/2021	17/01/2022	23/01/2022	16/01/2023	22/01/2023
31	25/01/2021	31/01/2021	24/01/2022	30/01/2022	23/01/2023	29/01/2023
32	01/02/2021	07/02/2021	31/01/2022	06/02/2022	30/01/2023	05/02/2023
33	08/02/2021	14/02/2021	07/02/2022	13/02/2022	06/02/2023	12/02/2023
34	15/02/2021	21/02/2021	14/02/2022	20/02/2022	13/02/2023	19/02/2023
35	22/02/2021	28/02/2021	21/02/2022	27/02/2022	20/02/2023	26/02/2023
36	01/03/2021	07/03/2021	28/02/2022	06/03/2022	27/02/2023	05/03/2023
37	08/03/2021	14/03/2021	07/03/2022	13/03/2022	06/03/2023	12/03/2023
38	15/03/2021	21/03/2021	14/03/2022	20/03/2022	13/03/2023	19/03/2023
39	22/03/2021	28/03/2021	21/03/2022	27/03/2022	20/03/2023	26/03/2023
40	29/03/2021	04/04/2021	28/03/2022	03/04/2022	27/03/2023	02/04/2023
41	05/04/2021	11/04/2021	04/04/2022	10/04/2022	03/04/2023	09/04/2023
42	12/04/2021	18/04/2021	11/04/2022	17/04/2022	10/04/2023	16/04/2023
43	19/04/2021	25/04/2021	18/04/2022	24/04/2022	17/04/2023	23/04/2023
44	26/04/2021	02/05/2021	25/04/2022	01/05/2022	24/04/2023	30/04/2023
45	03/05/2021	09/05/2021	02/05/2022	08/05/2022	01/05/2023	07/05/2023
46	10/05/2021	16/05/2021	09/05/2022	15/05/2022	08/05/2023	14/05/2023
47	17/05/2021	23/05/2021	16/05/2022	22/05/2022	15/05/2023	21/05/2023
48	24/05/2021	30/05/2021	23/05/2022	29/05/2022	22/05/2023	28/05/2023
49	31/05/2021	06/06/2021	30/05/2022	05/06/2022	29/05/2023	04/06/2023
50	07/06/2021	13/06/2021	06/06/2022	12/06/2022	05/06/2023	11/06/2023
51	14/06/2021	20/06/2021	13/06/2022	19/06/2022	12/06/2023	18/06/2023
52	21/06/2021	27/06/2021	20/06/2022	26/06/2022	19/06/2023	25/06/2023
53	28/06/2021	30/06/2021	27/06/2022	30/06/2022	26/06/2023	30/06/2023