

Weekly Taxud data (imports and exports) are also available on Agri-food Data Portal on Europa webpage

<https://agridata.ec.europa.eu/extensions/DataPortal/trade.html>

Trade monitoring through customs surveillance data

The TAXUD surveillance system ("customs surveillance") records and centralizes all trade data (import and exports) directly from the national customs authorities on a daily basis. For each transaction, the stored data contain the information available on the Single Administrative Document (SAD), including the volume and origin of the consignment.

As surveillance system does not include intra-trade data, the UK data as EU partner can't be displayed before 1/1/2021. The data as of 1/1/2021 is therefore not comparable with the data until 31/12/2020.

According to Art.55(2) of Commission Implementing Regulation (EU) 2015/2447, the customs authorities shall provide the Commission at least once a week with data on customs declarations for the goods that have been made subject to surveillance at release for free circulation or at export.

The "customs surveillance" data provide actual and prompt information about the trade (import/export) transaction in terms of volume and origin or destination. The European Commission aims to improve data quality and provide as recent and accurate information as possible. However, Surveillance data are created on the basis of declarations that may be modified, corrected or deleted. Additionally, the legal basis (Regulation (EU) 2015/2447) allows that on specific occasions declaration data may be forwarded with a delay. Therefore, it cannot be guaranteed that information provided is free of errors or that it will not be amended. The European Commission accepts no responsibility with regard to such problems incurred as a result of using these data.

* The United Kingdom is no longer a Member State of the European Union, however until the end of the transition period it was still a part of the EU Customs Union. Due to the absence of intra-trade data in the surveillance system, the totals of the EU trade data therefore also include the UK data until 31/12/2020. The data as of 1/1/2021 is therefore not comparable with the data until 31/12/2020.

Note: Since 6th November 2016 the export and import licenses are no longer required for the major part of the trade in cereals in application of Regulations (EU) 2016/1237 and 2016/1239 of 18 May 2016.

Publication of data

This report is published on a weekly basis. In case of a technical issue or another constraint causing delay of the publication, please note that the next upload will be done in the coming days at 12h or 16h.

The data are expressed in quantity of the product itself, unless otherwise stated
Below the specifications of the products included in the report

Product	CN code	Conversion factor grain equivalent
Common wheat	1001 99 00	
Common wheat flour (grain equiv.)	1101 00 15	1.37
Durum wheat	1001 19 00	
Durum wheat meal (grain equiv.)	1103 11 10	1.5
Barley	1003 90 00	
Malt (Barley equiv.)	1107 10 91, 1107 10 99	1.27
Maize	1005 90 00	
Rye	1002 90 00	
Oats	1004 90 00	
Sorghum	1007 90 00	
Residues of starch manufacture	2303 10 19	
Maize gluten feed	2309 90 20	
Brewing and distilling dregs and waste	2303 30 00	
Citrus pulp residues	2308 00 40 TARIC_ex 10	

- XI refers to Northern Ireland
- data on malt expressed in barley equivalent are included;
- data on wheat flour and durum wheat meal are expressed only in grain equivalent
- the weekly reference period is from Monday to Sunday

Exports and imports

Cumul of weeks 1 to 49

Customs Surveillance (tonnes)	EU*				EU*		EU*	
	01/07/2022 - 04/06/2023				01/07/2021 - 05/06/2022		01/07/2020 - 06/06/2021	
	Export	Y/Y variation	Import	Y/Y variation	Export	Import	Export	Import
Common wheat	28,877,545	↑ +11%	8,469,527	↑ +247%	25,925,747	2,438,412	25,005,174	1,900,235
Common wheat flour (grain equivalent)	435,179	↓ -14%	329,641	↑ +37%	507,377	241,249	434,855	101,160
Durum wheat	693,992	↓ -27%	1,725,310	↑ +41%	950,722	1,223,640	437,853	2,625,584
Durum wheat meal (grain equivalent)	158,779	↓ -22%	2,982	↓ -42%	203,310	5,146	219,620	2,676
Total Wheat	30,165,494	↑ +9%	10,527,460	↑ +169%	27,587,155	3,908,447	26,097,502	4,629,655
Barley	5,963,963	↓ -13%	1,927,362	↑ +119%	6,847,268	879,177	7,184,310	435,645
Malt (grain equivalent)	2,839,585	↓ -2%	26,865	↑ +6%	2,896,335	25,265	2,929,878	19,343
Maize	3,160,281	↓ -44%	24,614,025	↑ +60%	5,653,506	15,349,161	2,554,326	14,151,288
Rye	131,534	↓ -7%	109,085	↓ -53%	140,966	233,485	147,102	34,693
Oats	64,604	↓ -68%	162,623	↑ +20%	204,153	135,795	98,166	19,001
Sorghum	10,635	↓ -6%	27,242	↓ -82%	11,284	151,412	5,811	13,985
Total Coarse grains	12,170,602	↓ -23%	26,867,202	↑ +60%	15,753,513	16,774,296	12,919,593	14,673,954
General Total	42,336,096	↓ -2%	37,394,662	↑ +81%	43,340,668	20,682,743	39,017,096	19,303,609

* The United Kingdom is no longer a Member State of the European Union, however until the end of the transition period it was still a part of the EU Customs Union. Due to the absence of intra-trade data in the surveillance system, the totals of the EU trade data therefore also include the UK data until 31/12/2020. The data as of 1/1/2021 is therefore not comparable with the data until 31/12/2020.

Week 1 to 49 from 01/07/2022 to 04/06/2023

Summary

Import (tonnes)	Common wheat	Common wheat flour (grain equivalent)	Durum wheat	Durum wheat meal (grain equivalent)	Barley	Malt (grain equivalent)	Maize	Rye	Oats	Sorghum
BE	12,179	268	54,474	195	107,515	825	381,529		33,824	3,997
BG	13,204	1,200	1,112	2	5,052		22,570		112	1,044
CZ	10,223	6,351		15	21	644	22,022	2,351	22	64
DK	8,240	45		5	609	183	13,874		30	3
DE	85,336	5,147	135	379	31,833	902	417,428	1,346	13,263	1,075
EE	170	70				1,662	35,056			
IE	97,638	127,475	3	41	99,519	1,297	1,191,111		23	17
EL	457,580	171	6,281	23	52,698	536	288,727			668
ES	3,751,867	281	99,650	1,279	948,719	816	8,056,147	80,346	38,557	4,949
FR	2,298	13,504	239	602	53	3,302	15,055		87	23
HR	22,401	18,513			6,100	34	101,153	1	50	
IT	521,628	689	1,407,157	126	2,737	60	2,533,323		159	6,858
CY	23,813	113			95,420	669	226,687		2	
LV	102,189	1,250	29,661	1	403	1	221,237	13,107		
LT	52,109	3,789	4,814	16	5,889	25	130,550			
LU										
HU	239,982	11,554	7,258		4,881	75	1,635,327	1,622	176	225
MT	5,887	38	20,646				26		3	
NL	355,778	7,227	169	154	150,634	659	2,907,130	132	67,397	610
AT	15,366	203		16	763	7	206,598		23	
PL	812,745	26,426	20,483	43	54,721	11,486	1,308,497	7,120	1,419	5,848
PT	272,793	12	43,200	2	131,471		1,850,026			427
RO	909,677	39,800	14,353	2	116,349	688	1,368,879	304	47	1,398
SI	288,555	3,159	1	3	5,414	468	656,427	821		
SK	84,937	7,105	12,202	2	16,376	76	587,125		6	
FI		64			11	37	4			
SE	10,478	2,502	12	50	1,529	1,606	350	2	40	
XI	312,453	52,685	3,460	27	88,648	807	437,166	1,932	7,383	35
EU*	8,469,527	329,641	1,725,310	2,982	1,927,362	26,865	24,614,025	109,085	162,623	27,242

* The United Kingdom is no longer a Member State of the European Union, however until the end of the transition period it was still a part of the EU Customs Union. Due to the absence of intra-trade data in the surveillance system, the totals of the EU trade data therefore also include the UK data until 31/12/2020. The data as of 1/1/2021 is therefore not comparable with the data until 31/12/2020.

Top 5 import origins* - (update of 05 Jun 2023)

Common wheat				
Origin	MY 2022/23		MY 2021/22	
	tonnes	share	tonnes	share
Ukraine	5,323,713	62.9%	351,621	14.4%
United Kingdom	1,599,948	18.9%	480,260	19.7%
Canada	431,325	5.1%	146,358	6.0%
Russia	295,970	3.5%	475,262	19.5%
Serbia	265,853	3.1%	400,749	16.4%

Common wheat flour (grain equivalent)				
Origin	MY 2022/23		MY 2021/22	
	tonnes	share	tonnes	share
United Kingdom	191,781	58.2%	212,501	88.1%
Ukraine	88,990	27.0%	195	0.1%
Moldova	22,744	6.9%	4,477	1.9%
Serbia	10,514	3.2%	6,145	2.5%
Mauritius	5,331	1.6%	6,058	2.5%

Durum wheat				
Origin	MY 2022/23		MY 2021/22	
	tonnes	share	tonnes	share
Canada	1,235,129	71.6%	582,405	47.6%
Kazakhstan	126,217	7.3%	128,538	10.5%
United States of America	111,253	6.4%	117,820	9.6%
Russia	85,537	5.0%	77,081	6.3%
Australia	76,628	4.4%	242,960	19.9%

Durum wheat meal (grain equivalent)				
Origin	MY 2022/23		MY 2021/22	
	tonnes	share	tonnes	share
Egypt	1,098	36.8%	1,728	33.6%
Morocco	513	17.2%	925	18.0%
Türkiye	376	12.6%	669	13.0%
United Kingdom	374	12.5%	668	13.0%
Lebanon	164	5.5%	155	3.0%

Barley				
Origin	MY 2022/23		MY 2021/22	
	tonnes	share	tonnes	share
United Kingdom	1,061,712	55.1%	741,370	84.3%
Ukraine	805,864	41.8%	85,177	9.7%
Moldova	37,453	1.9%	12,782	1.5%
Serbia	12,126	0.6%	31,071	3.5%
North Macedonia	9,427	0.5%	8,550	1.0%

Malt (grain equivalent)				
Origin	MY 2022/23		MY 2021/22	
	tonnes	share	tonnes	share
United Kingdom	14,099	52.5%	16,260	64.4%
Ukraine	11,462	42.7%	1,285	5.1%
Serbia	1,214	4.5%	6,895	27.3%

Maize				
Origin	MY 2022/23		MY 2021/22	
	tonnes	share	tonnes	share
Ukraine	13,834,821	56.2%	7,697,621	50.2%
Brazil	7,927,881	32.2%	3,650,362	23.8%
Canada	1,364,152	5.5%	1,283,955	8.4%
Serbia	373,710	1.5%	710,684	4.6%
Russia	360,567	1.5%	423,828	2.8%

Rye				
Origin	MY 2022/23		MY 2021/22	
	tonnes	share	tonnes	share
Russia	58,608	53.7%	91,540	39.2%
United Kingdom	31,977	29.3%	14,405	6.2%
Ukraine	17,408	16.0%	117,891	50.5%

Oats				
Origin	MY 2022/23		MY 2021/22	
	tonnes	share	tonnes	share
United Kingdom	160,364	98.6%	127,008	93.5%
Ukraine	1,855.6	1.1%	3,101	2.3%

Sorghum				
Origin	MY 2022/23		MY 2021/22	
	tonnes	share	tonnes	share
Ukraine	20,632	75.7%	15,053	9.9%
Moldova	2,288	8.4%	2,118	1.4%
Sudan	2,035	7.5%	2,662	1.8%

* The United Kingdom is no longer a Member State of the European Union, however until the end of the transition period it was still a part of the EU Customs Union. Due to the absence of intra-trade data in the surveillance system, the totals of the EU trade data therefore also include the UK data until 31/12/2020. The data as of 1/1/2021 is therefore not comparable with the data until 31/12/2020.

Week 1 to 49 from 01/07/2022 to 04/06/2023

Summary

Export (tonnes)	Common wheat	Common wheat flour (grain equivalent)	Durum wheat	Durum wheat meal (grain equivalent)	Barley	Malt (grain equivalent)	Maize	Rye	Oats	Sorghum
BE	482	3,812	22	1,870	1,391	898,699	110		42	3
BG	2,577,524	935	1	4	80,007	107	572,504		75	123
CZ	12,301	453			912	40,696	261		4,291	
DK	38,390	2,435	9,200	139	126,774	156,431	36	7	350	
DE	3,657,435	34,433	496	725	1,497,021	570,963	21,189	123,335	17,280	8
EE	370,636	560	114,307		69,649	845				
IE	1	92			174	3,409	1		17	
EL		9,783	77,281	3,097	67	2,343	300	6		
ES	1,252	7,347	26,915	32,232	1,430	24,104	67,338	9	676	22
FR	9,695,802	59,212	103,206	53,644	2,957,825	523,090	340,424	25	9,257	9,142
HR	74,669	8,820	241	102	25,129	35,583	20,162		3,922	
IT	1,317	136,654	28,702	58,468	68	35	5,640		119	
CY										
LV	2,223,693	19,646		41	30,508	94	21	1,784		
LT	2,634,498	7,130		26	53,495	33,963	16	516		
LU		1		2						
HU	91,052	3,004		1,151	4,164	1,222	12,881	1,292	601	1,082
MT		4								
NL	2,733	81,695	8	92	111	253,319	14,169	14	256	116
AT	38,898	8,285	1,195	6,929	2,355	8,203	2,054	781	3,680	
PL	3,131,875	27,807	184,789	73	867	86,988	285,916	3,323	4	139
PT		10,937			26	17,938	8,146			
RO	4,124,834	5,195	135,240	147	1,107,472	1,874	1,808,695			
SI		4,907		34	1	22	49			
SK	6,094	724	12,201	2	779	3,626	124		940	
FI	86,726	268				24,299		63	2,891	
SE	107,334	1,038	187	1	3,738	151,731	244	379	20,201	
XI										
EU*	28,877,545	435,179	693,992	158,779	5,963,963	2,839,585	3,160,281	131,534	64,604	10,635

* The United Kingdom is no longer a Member State of the European Union, however until the end of the transition period it was still a part of the EU Customs Union. Due to the absence of intra-trade data in the surveillance system, the totals of the EU trade data therefore also include the UK data until 31/12/2020. The data as of 1/1/2021 is therefore not comparable with the data until 31/12/2020.

Top 5 export destinations* - (update of 05 Jun 2023)

Common wheat				
Destination	MY 2022/23		MY 2021/22	
	tonnes	share	tonnes	share
Morocco	4,555,097	15.8%	1,665,343	6.4%
Algeria	4,016,577	13.9%	4,598,707	17.7%
Nigeria	2,606,286	9.0%	1,915,001	7.4%
Egypt	1,678,376	5.8%	2,727,733	10.5%
Saudi Arabia	1,440,944	5.0%	519,932	2.0%

Common wheat flour (grain equivalent)				
Destination	MY 2022/23		MY 2021/22	
	tonnes	share	tonnes	share
United Kingdom	80,199	18.4%	94,683	18.7%
United States of America	43,457	10.0%	41,748	8.2%
Guinea-Bissau	22,083	5.1%	22,694	4.5%
Thailand	21,050	4.8%	24,344	4.8%
French Polynesia	17,688	4.1%	11,568	2.3%

Durum wheat				
Destination	MY 2022/23		MY 2021/22	
	tonnes	share	tonnes	share
Tunisia	141,626	20.4%	448,432	47.2%
United Arab Emirates	90,262	13.0%	-----	-----
Tanzania	89,466	12.9%	-----	-----
Israel	62,123	9.0%	26,235	2.8%
Algeria	60,282	8.7%	156,223	16.4%

Durum wheat meal (grain equivalent)				
Destination	MY 2022/23		MY 2021/22	
	tonnes	share	tonnes	share
Ivory Coast	36,574	23.0%	71,192	35.0%
Saudi Arabia	35,488	22.4%	28,311	13.9%
United Kingdom	19,553	12.3%	21,281	10.5%
Mali	15,658	9.9%	21,469	10.6%
Switzerland	7,468	4.7%	5,859	2.9%

Barley				
Destination	MY 2022/23		MY 2021/22	
	tonnes	share	tonnes	share
China	2,078,450	34.9%	2,364,138	34.5%
Saudi Arabia	1,179,770	19.8%	505,635	7.4%
Jordan	465,549	7.8%	412,132	6.0%
Tunisia	386,032	6.5%	442,150	6.5%
Iran (Islamic Republic of)	350,419	5.9%	320,217	4.7%

Malt (grain equivalent)				
Destination	MY 2022/23		MY 2021/22	
	tonnes	share	tonnes	share
Brazil	244,777	8.6%	263,626	9.1%
South Africa	205,503	7.2%	123,435	4.3%
Japan	195,772	6.9%	198,662	6.9%
Nigeria	164,926	5.8%	203,321	7.0%
Mexico	146,661	5.2%	155,916	5.4%

Maize				
Destination	MY 2022/23		MY 2021/22	
	tonnes	share	tonnes	share
Korea (Republic of)	768,006	24.3%	707,428	12.5%
China	539,469	17.1%	292,705	5.2%
United Kingdom	483,389	15.3%	671,010	11.9%
Egypt	323,129	10.2%	928,802	16.4%
Switzerland	195,673	6.2%	199,817	3.5%

Rye				
Destination	MY 2022/23		MY 2021/22	
	tonnes	share	tonnes	share
United States of America	115,000	87.4%	121,001	85.8%
Japan	7,486	5.7%	10,559	7.5%
Norway	3,300	2.5%	4,226	3.0%

Oats				
Destination	MY 2022/23		MY 2021/22	
	tonnes	share	tonnes	share
Switzerland	37,709	58.4%	41,691	20.4%
United States of America	15,501	24.0%	122,370	59.9%
Norway	4,699	7.3%	21,592	10.6%
Serbia	2,905	4.5%	1,942	1.0%
Bosnia and Herzegovina	1,780	2.8%	2,073	1.0%

Sorghum				
Destination	MY 2022/23		MY 2021/22	
	tonnes	share	tonnes	share
United Kingdom	9,342.2	87.8%	9,645	85.5%
Serbia	1,081	10.2%	1,265	11.2%

* The United Kingdom is no longer a Member State of the European Union, however until the end of the transition period it was still a part of the EU Customs Union. Due to the absence of intra-trade data in the surveillance system, the totals of the EU trade data therefore also include the UK data until 31/12/2020. The data as of 1/1/2021 is therefore not comparable with the data until 31/12/2020.

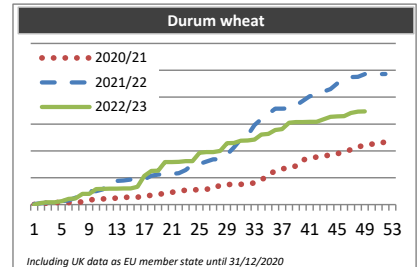
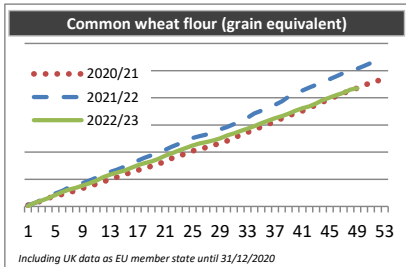
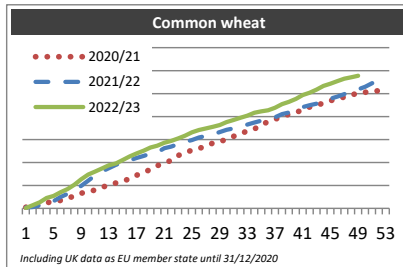
Week 1 to 49 from 01/07/2022 to 04/06/2023

(tonnes)

Common wheat			
week	2020/21	2021/22	2022/23
1	246,599	186,893	82,444
2	485,459	293,597	664,550
3	794,098	644,108	1,317,811
4	1,244,971	1,030,262	2,267,770
5	1,476,162	1,574,967	2,703,829
6	1,737,110	2,451,486	3,483,765
7	2,220,555	3,142,380	4,185,133
8	2,668,965	4,007,879	5,115,576
9	3,281,372	4,882,028	6,314,353
10	3,604,723	6,016,219	7,385,490
11	3,999,858	7,144,838	8,016,726
12	4,580,374	8,072,300	8,697,176
13	5,085,591	8,747,889	9,414,947
14	5,555,802	9,484,641	9,768,879
15	6,016,442	10,020,864	10,521,921
16	6,379,393	10,460,200	11,333,509
17	7,233,325	10,956,907	11,979,336
18	7,874,470	11,435,337	12,559,678
19	8,474,698	11,917,104	13,241,043
20	9,293,610	12,191,602	13,655,992
21	9,879,064	13,089,350	14,289,671
22	10,453,386	13,452,870	14,672,405
23	11,536,206	14,002,692	15,252,184
24	12,058,201	14,512,748	15,844,821
25	12,689,363	14,879,830	16,548,182
26	13,013,856	15,448,145	17,061,481
27	13,633,116	15,788,716	17,431,821
28	14,183,211	16,134,185	17,751,266
29	14,557,165	16,627,851	18,165,880
30	15,036,443	17,100,645	18,799,799
31	15,655,358	17,425,578	19,237,487
32	16,221,398	17,848,445	19,744,686
33	16,866,377	18,254,408	20,184,225
34	17,254,942	18,706,373	20,801,267
35	18,241,972	19,098,445	21,134,615
36	18,858,874	19,518,339	21,392,310
37	19,368,901	19,841,859	21,927,766
38	20,036,017	20,523,288	22,709,414
39	20,476,366	20,891,665	23,174,373
40	20,934,782	21,520,400	23,864,616
41	21,423,073	22,080,044	24,690,860
42	22,079,750	22,468,349	25,177,596
43	22,414,119	22,813,978	25,895,799
44	22,962,670	23,462,631	26,641,680
45	23,465,926	23,869,673	27,163,041
46	23,873,855	24,330,453	27,708,947
47	24,227,914	24,860,621	28,256,948
48	24,721,249	25,473,953	28,553,440
49	25,005,174	25,925,747	28,877,545
50	25,271,933	26,464,857	
51	25,481,577	27,246,054	
52	25,603,563	27,655,927	
53	25,708,428	27,909,972	

Common wheat flour (grain equivalent)			
week	2020/21	2021/22	2022/23
1	4,872	4,588	1,894
2	12,096	12,556	13,499
3	21,030	24,061	22,070
4	31,583	36,615	31,560
5	37,685	47,501	42,139
6	44,672	57,323	52,648
7	52,128	70,676	62,300
8	58,243	76,673	68,711
9	67,312	86,318	77,065
10	74,928	95,245	85,696
11	83,202	106,132	95,828
12	90,836	116,528	107,903
13	101,459	127,118	117,093
14	108,296	135,785	124,660
15	116,680	145,993	131,445
16	125,741	156,195	141,344
17	133,633	168,064	151,648
18	140,807	178,991	158,910
19	148,537	188,284	165,552
20	155,790	197,476	174,650
21	166,634	208,116	186,430
22	177,927	220,189	195,861
23	185,554	230,006	205,812
24	194,516	242,259	214,966
25	204,125	252,228	224,189
26	211,728	258,475	231,883
27	217,104	264,399	237,092
28	224,266	274,851	242,404
29	233,537	283,463	250,629
30	241,514	292,129	260,812
31	252,546	302,861	268,484
32	263,108	316,427	278,233
33	272,680	326,637	286,419
34	282,051	342,163	295,323
35	292,802	352,189	306,098
36	303,188	363,091	315,440
37	312,151	374,521	324,397
38	323,744	386,920	332,002
39	335,221	404,105	341,456
40	342,713	416,668	352,623
41	351,940	427,095	361,270
42	363,012	437,955	368,552
43	373,684	447,551	379,524
44	385,105	457,049	391,790
45	394,894	468,342	401,075
46	407,127	479,935	409,895
47	417,141	491,001	418,460
48	428,133	499,581	430,316
49	434,855	507,377	435,179
50	445,589	516,994	
51	456,078	528,368	
52	463,083	536,854	
53	470,610	544,585	

Durum wheat			
week	2020/21	2021/22	2022/23
1	1,327	3,677	24
2	1,753	4,006	12,041
3	14,516	10,614	17,015
4	14,883	13,789	17,088
5	15,291	13,789	25,712
6	15,673	24,967	42,055
7	16,048	31,403	46,683
8	21,301	51,920	80,378
9	32,788	77,336	80,379
10	42,218	99,684	116,243
11	42,946	100,775	116,315
12	43,032	114,108	118,021
13	48,931	171,242	118,408
14	54,892	176,407	119,812
15	54,941	179,316	119,963
16	55,143	186,380	131,633
17	67,680	186,771	213,020
18	68,120	187,339	250,671
19	76,215	215,349	251,926
20	83,031	223,598	316,176
21	91,284	223,742	316,226
22	101,323	229,390	318,557
23	106,972	233,700	323,556
24	110,034	256,998	323,765
25	110,034	297,632	385,913
26	114,647	303,465	391,164
27	114,769	319,573	391,164
28	145,567	336,899	399,355
29	148,750	337,017	456,862
30	150,958	373,086	458,843
31	151,151	424,468	476,409
32	155,721	488,491	476,727
33	161,252	516,180	483,928
34	180,964	593,308	521,893
35	225,453	635,790	526,158
36	248,771	675,145	555,194
37	268,113	713,889	562,231
38	269,068	713,994	609,653
39	287,287	715,420	615,305
40	332,762	737,246	615,327
41	347,133	772,073	615,407
42	354,084	807,015	615,607
43	365,814	812,025	634,675
44	365,874	841,409	653,446
45	380,175	860,031	657,527
46	391,301	902,436	658,072
47	410,459	922,817	682,876
48	431,130	950,145	692,587
49	437,853	950,722	693,992
50	450,741	970,959	
51	450,742	971,087	
52	469,710	971,092	
53	476,384	972,424	



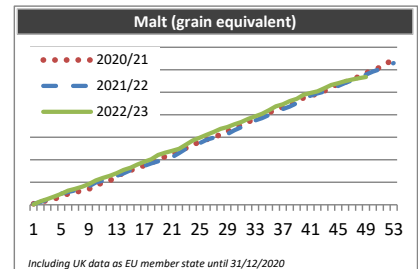
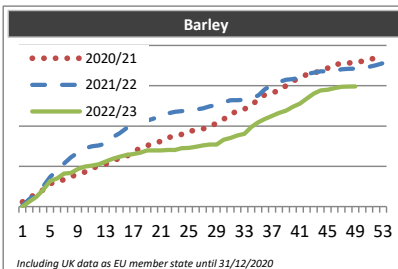
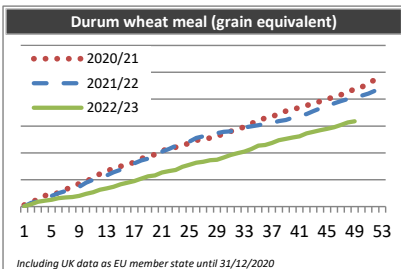
Week 1 to 49 from 01/07/2022 to 04/06/2023

(tonnes)

Durum wheat meal (grain equivalent)			
week	2020/21	2021/22	2022/23
1	2,938	461	781
2	7,082	7,063	4,296
3	14,007	9,905	9,032
4	20,504	15,620	11,023
5	23,477	20,156	12,574
6	25,648	25,004	15,820
7	31,867	28,896	16,986
8	37,029	33,299	17,750
9	42,831	36,956	19,907
10	47,380	44,658	23,909
11	52,790	50,074	26,868
12	60,848	54,121	31,256
13	66,101	58,035	34,119
14	71,054	64,159	36,850
15	74,770	68,822	41,641
16	79,372	74,344	44,608
17	82,359	80,597	47,568
18	89,403	86,072	52,126
19	93,473	89,387	56,233
20	96,907	95,857	57,904
21	103,638	102,559	63,484
22	107,822	107,223	66,209
23	110,517	112,978	68,322
24	113,480	119,140	74,012
25	118,564	121,264	77,759
26	123,554	127,847	81,863
27	124,918	130,945	83,411
28	127,811	134,136	86,270
29	130,209	136,823	87,038
30	136,109	139,181	91,296
31	139,953	140,115	95,936
32	143,929	143,788	99,680
33	148,618	147,307	102,513
34	154,817	149,613	107,292
35	158,990	151,369	113,522
36	164,925	153,866	114,719
37	167,072	155,952	118,689
38	173,200	159,145	123,709
39	177,788	161,384	126,341
40	180,599	165,369	128,786
41	184,399	169,631	130,970
42	188,187	172,117	136,201
43	191,722	177,903	139,097
44	195,957	182,736	142,065
45	200,001	186,047	144,880
46	204,174	192,297	147,612
47	208,210	196,286	152,014
48	212,073	200,246	156,420
49	219,620	203,310	158,779
50	222,346	206,545	
51	230,259	210,500	
52	236,313	215,748	
53	239,767	218,368	

Barley			
week	2020/21	2021/22	2022/23
1	233,928	52,116	52
2	470,728	378,443	252,687
3	586,712	674,740	475,564
4	831,663	1,003,064	842,551
5	1,130,666	1,468,128	1,261,024
6	1,268,298	1,799,563	1,403,815
7	1,333,141	2,134,161	1,632,659
8	1,491,038	2,450,148	1,676,006
9	1,600,529	2,672,764	1,866,640
10	1,714,095	2,895,551	1,985,353
11	1,894,614	2,987,883	2,037,357
12	2,005,566	3,041,178	2,103,883
13	2,109,536	3,121,915	2,240,617
14	2,254,085	3,439,651	2,370,842
15	2,400,370	3,639,234	2,477,391
16	2,480,031	3,892,552	2,558,535
17	2,741,126	4,006,223	2,609,648
18	2,889,268	4,095,407	2,670,456
19	3,024,509	4,269,083	2,785,194
20	3,155,273	4,380,527	2,789,925
21	3,236,213	4,601,013	2,793,783
22	3,430,877	4,627,991	2,805,641
23	3,490,960	4,703,541	2,810,038
24	3,588,482	4,739,226	2,901,941
25	3,750,589	4,798,748	2,911,394
26	3,779,901	4,822,175	2,972,135
27	3,864,674	4,870,106	3,038,867
28	3,955,768	4,982,262	3,083,136
29	4,150,549	5,048,076	3,085,974
30	4,332,732	5,168,698	3,315,149
31	4,581,890	5,276,659	3,406,072
32	4,750,974	5,277,820	3,537,443
33	4,845,957	5,299,525	3,606,923
34	5,037,466	5,367,845	3,948,559
35	5,315,867	5,513,914	4,185,776
36	5,567,480	5,832,039	4,353,345
37	5,666,768	6,026,171	4,508,632
38	5,743,185	6,178,074	4,651,553
39	6,005,287	6,293,397	4,757,662
40	6,223,987	6,331,482	4,959,766
41	6,397,931	6,404,600	5,110,274
42	6,557,194	6,587,913	5,357,430
43	6,623,449	6,648,500	5,608,679
44	6,747,328	6,715,284	5,765,419
45	6,866,940	6,718,012	5,797,752
46	7,070,210	6,726,195	5,881,024
47	7,074,797	6,817,163	5,951,824
48	7,115,845	6,843,461	5,957,754
49	7,184,310	6,847,268	5,963,963
50	7,207,873	6,875,873	
51	7,336,344	6,940,367	
52	7,343,749	7,022,827	
53	7,415,391	7,119,953	

Malt (grain equivalent)			
week	2020/21	2021/22	2022/23
1	21,010	18,911	8,305
2	58,894	60,527	77,784
3	94,296	111,493	126,392
4	126,975	159,288	180,328
5	186,630	246,526	241,274
6	242,529	283,488	312,558
7	278,817	321,286	354,961
8	313,786	364,547	402,205
9	347,706	409,919	459,958
10	440,694	494,753	541,120
11	485,085	536,781	597,835
12	538,121	584,521	643,883
13	624,123	640,771	703,308
14	711,834	696,346	775,300
15	765,864	768,611	823,218
16	813,060	807,153	896,440
17	873,584	862,840	953,883
18	940,710	918,826	1,011,285
19	990,736	964,591	1,108,526
20	1,072,406	1,006,648	1,155,367
21	1,122,017	1,057,527	1,198,437
22	1,187,767	1,146,966	1,243,405
23	1,260,286	1,242,053	1,334,113
24	1,330,651	1,313,054	1,430,443
25	1,404,059	1,371,485	1,491,891
26	1,450,596	1,446,317	1,555,594
27	1,517,160	1,489,290	1,614,199
28	1,551,139	1,526,492	1,686,590
29	1,630,061	1,572,457	1,726,757
30	1,707,309	1,655,202	1,790,563
31	1,775,279	1,724,040	1,837,821
32	1,841,285	1,825,386	1,910,579
33	1,925,866	1,873,504	1,966,107
34	1,980,691	1,926,928	2,021,002
35	2,051,192	1,995,245	2,102,012
36	2,107,404	2,057,937	2,189,187
37	2,172,154	2,125,584	2,234,811
38	2,216,506	2,180,291	2,301,349
39	2,277,435	2,260,024	2,353,037
40	2,380,749	2,357,589	2,445,306
41	2,419,090	2,423,825	2,484,961
42	2,471,740	2,474,882	2,522,931
43	2,530,939	2,513,729	2,591,558
44	2,623,891	2,575,210	2,661,147
45	2,681,108	2,641,818	2,702,154
46	2,726,387	2,705,028	2,748,923
47	2,782,167	2,768,288	2,781,256
48	2,849,643	2,806,170	2,811,275
49	2,929,878	2,896,335	2,839,585
50	2,986,765	2,960,524	
51	3,050,657	3,012,160	
52	3,145,866	3,081,243	
53	3,223,000	3,148,598	



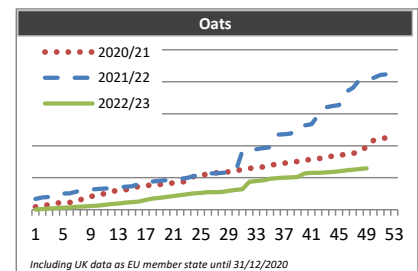
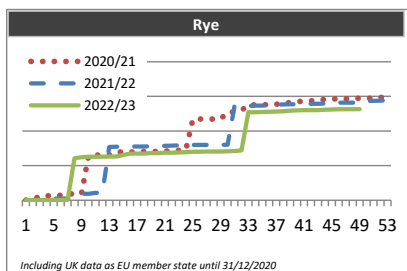
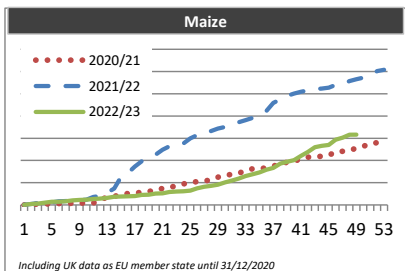
Week 1 to 49 from 01/07/2022 to 04/06/2023

(tonnes)

Maize			
week	2020/21	2021/22	2022/23
1	1,338	13,301	6,331
2	27,536	40,676	40,880
3	30,132	83,212	60,884
4	37,912	95,311	104,767
5	56,341	117,486	145,802
6	60,801	164,685	149,077
7	68,203	177,146	169,168
8	71,563	194,822	202,395
9	78,596	215,535	222,876
10	82,465	240,486	238,216
11	86,507	359,486	266,080
12	267,949	414,810	291,222
13	327,659	557,232	320,069
14	398,603	741,444	368,076
15	417,643	1,259,380	376,758
16	524,491	1,443,941	387,958
17	544,578	1,731,275	404,165
18	567,124	1,961,379	449,867
19	618,197	2,116,416	461,370
20	633,825	2,256,391	514,142
21	748,697	2,480,610	527,017
22	785,454	2,637,948	585,350
23	859,704	2,728,346	600,495
24	939,660	2,756,488	611,301
25	1,027,907	2,991,955	643,244
26	1,044,197	3,139,294	749,197
27	1,085,492	3,284,953	821,136
28	1,116,562	3,324,472	863,552
29	1,252,223	3,438,755	914,702
30	1,336,780	3,502,007	1,013,601
31	1,368,460	3,623,578	1,098,167
32	1,426,397	3,721,587	1,181,505
33	1,553,269	3,813,896	1,300,888
34	1,626,269	3,917,669	1,384,530
35	1,645,253	4,073,761	1,465,265
36	1,653,268	4,229,133	1,583,991
37	1,747,122	4,592,966	1,670,440
38	1,838,302	4,744,110	1,864,067
39	1,917,103	4,905,537	1,941,638
40	1,948,645	5,006,220	2,018,027
41	2,082,834	5,094,102	2,207,001
42	2,149,467	5,151,047	2,377,998
43	2,163,180	5,213,961	2,600,815
44	2,186,361	5,228,413	2,659,912
45	2,224,204	5,270,378	2,702,732
46	2,392,953	5,391,852	2,932,776
47	2,407,790	5,428,738	3,026,783
48	2,443,208	5,573,219	3,156,324
49	2,554,326	5,653,506	3,160,281
50	2,637,143	5,728,299	
51	2,746,290	5,834,292	
52	2,796,674	6,021,032	
53	2,833,181	6,077,141	

Rye			
week	2020/21	2021/22	2022/23
1	202	0	1
2	546	41	77
3	6,199	2,248	78
4	6,306	2,249	119
5	6,813	2,327	423
6	6,924	2,357	451
7	9,063	2,443	492
8	9,214	2,949	60,556
9	9,286	9,195	62,256
10	64,603	9,241	62,912
11	65,212	10,498	63,005
12	65,389	10,875	63,006
13	65,440	77,097	63,091
14	69,657	77,206	63,184
15	69,657	77,488	65,477
16	69,755	77,514	67,292
17	69,806	77,588	67,394
18	70,428	77,671	67,546
19	70,497	77,956	67,959
20	70,549	78,307	68,028
21	70,952	78,542	68,849
22	71,230	78,832	68,893
23	72,191	79,096	68,994
24	72,637	79,727	69,318
25	117,104	79,980	70,125
26	117,222	79,980	70,225
27	117,222	79,980	70,277
28	117,310	80,007	70,282
29	117,407	80,032	70,485
30	127,513	80,268	70,577
31	127,613	135,914	71,084
32	129,889	136,014	71,896
33	137,620	136,194	127,110
34	137,644	136,587	127,184
35	137,907	136,808	127,421
36	138,130	137,779	127,696
37	138,528	137,907	128,284
38	140,231	138,234	128,489
39	140,859	138,658	129,353
40	142,678	138,685	129,633
41	142,915	139,053	130,196
42	143,680	139,368	130,220
43	144,013	139,432	130,270
44	145,734	139,737	130,692
45	146,197	140,680	130,974
46	146,459	140,890	131,459
47	146,513	140,917	131,459
48	147,043	140,940	131,534
49	147,102	140,966	131,534
50	147,130	143,228	
51	147,340	143,675	
52	148,402	143,936	
53	148,432	144,171	

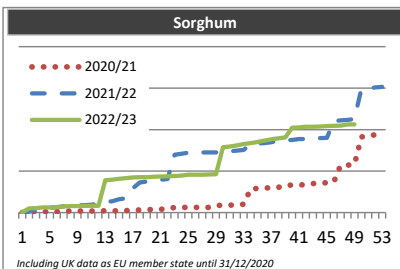
Oats			
week	2020/21	2021/22	2022/23
1	4,443	16,792	135
2	5,175	19,062	1,107
3	8,319	20,079	1,896
4	10,274	20,925	2,555
5	10,893	25,098	3,260
6	11,455	25,559	3,620
7	12,539	28,484	4,668
8	18,233	31,038	5,113
9	20,115	31,660	5,693
10	24,001	32,217	6,440
11	24,964	32,949	7,602
12	28,370	33,724	8,797
13	30,245	34,482	9,672
14	31,204	35,796	10,862
15	31,907	36,439	11,813
16	36,852	40,412	12,970
17	37,537	41,371	15,173
18	38,723	44,116	17,352
19	39,482	44,961	18,556
20	40,443	46,036	19,933
21	42,058	47,364	21,481
22	43,067	48,323	22,641
23	44,332	49,643	24,065
24	52,574	52,737	25,441
25	54,624	53,757	26,389
26	54,945	56,747	27,225
27	57,508	56,924	27,282
28	57,886	57,495	27,870
29	59,431	58,364	29,503
30	60,536	59,861	30,752
31	63,298	91,677	32,110
32	64,623	93,139	43,756
33	65,784	94,674	44,945
34	66,881	96,366	45,768
35	69,754	97,655	48,344
36	71,088	117,211	49,231
37	72,543	118,086	49,940
38	74,516	119,143	50,568
39	75,449	130,426	51,335
40	77,289	131,856	56,900
41	78,590	133,663	57,418
42	79,937	147,632	57,669
43	81,059	159,777	58,201
44	83,901	161,847	59,087
45	85,230	163,302	59,934
46	86,351	184,529	61,417
47	87,690	190,370	62,571
48	91,792	203,082	63,550
49	98,166	204,153	64,604
50	108,227	206,203	
51	110,780	210,617	
52	112,677	211,576	
53	117,583	213,872	



Week 1 to 49 from 01/07/2022 to 04/06/2023

(tonnes)

Sorghum			
week	2020/21	2021/22	2022/23
1	0	0	28
2	99	85	504
3	99	392	529
4	99	584	614
5	100	587	614
6	101	611	664
7	177	743	722
8	177	847	779
9	177	902	779
10	177	902	807
11	177	960	807
12	202	1,070	807
13	204	1,292	3,912
14	204	1,366	3,960
15	204	1,610	4,062
16	228	1,706	4,144
17	258	2,961	4,231
18	329	3,636	4,256
19	331	3,736	4,256
20	388	3,840	4,305
21	388	3,948	4,355
22	439	4,048	4,384
23	613	6,985	4,411
24	624	7,085	4,461
25	624	7,214	4,566
26	624	7,241	4,566
27	624	7,241	4,566
28	624	7,243	4,594
29	851	7,243	4,631
30	880	7,297	7,892
31	903	7,395	7,973
32	931	7,479	8,100
33	1,014	7,546	8,265
34	2,885	8,302	8,368
35	2,886	8,327	8,499
36	2,939	8,379	8,677
37	2,997	8,485	8,840
38	3,023	8,687	8,949
39	3,314	8,688	9,054
40	3,314	8,765	10,234
41	3,340	8,871	10,261
42	3,368	8,873	10,355
43	3,500	8,873	10,356
44	3,536	8,987	10,382
45	3,597	9,016	10,436
46	3,653	11,025	10,466
47	5,678	11,122	10,493
48	5,706	11,173	10,611
49	5,811	11,284	10,635
50	9,121	14,946	
51	9,306	14,946	
52	9,357	15,099	
53	9,405	15,150	



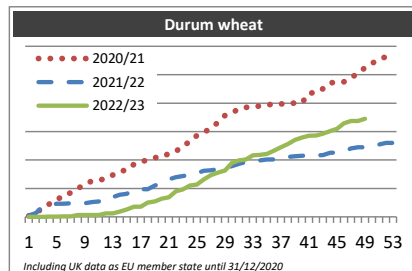
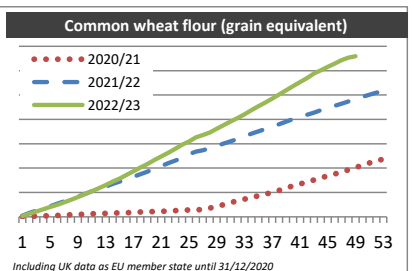
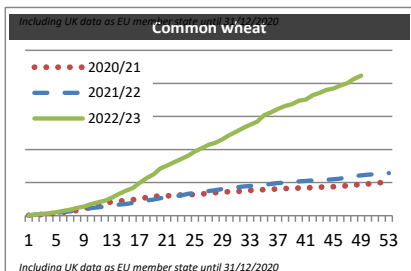
Week 1 to 49 from 01/07/2022 to 04/06/2023

(tonnes)

Common wheat			
week	2020/21	2021/22	2022/23
1	22,112	22,494	12,771
2	43,513	65,676	65,371
3	84,224	104,837	113,358
4	107,290	115,410	150,543
5	159,746	173,602	207,772
6	205,634	228,060	285,579
7	245,472	258,919	363,504
8	325,735	283,660	468,302
9	409,745	341,534	562,505
10	538,173	463,828	698,385
11	640,539	501,535	803,726
12	761,367	562,634	908,819
13	832,705	611,616	1,082,132
14	874,935	674,564	1,316,182
15	917,575	716,251	1,498,715
16	966,134	763,141	1,671,655
17	1,031,585	872,668	1,975,738
18	1,105,281	916,197	2,267,913
19	1,165,939	978,137	2,494,430
20	1,178,751	1,059,588	2,851,011
21	1,194,679	1,120,015	3,042,536
22	1,224,891	1,178,775	3,226,608
23	1,249,196	1,231,915	3,429,608
24	1,260,610	1,322,445	3,616,178
25	1,296,196	1,374,992	3,889,129
26	1,316,419	1,445,041	4,085,330
27	1,358,922	1,484,599	4,294,169
28	1,390,289	1,542,450	4,420,685
29	1,435,260	1,618,625	4,625,342
30	1,450,834	1,644,224	4,882,243
31	1,462,993	1,716,418	5,082,197
32	1,488,855	1,770,406	5,306,827
33	1,527,683	1,803,853	5,506,875
34	1,555,281	1,825,123	5,684,035
35	1,570,983	1,865,880	6,072,047
36	1,584,448	1,924,900	6,249,985
37	1,629,405	1,975,582	6,462,315
38	1,645,696	1,997,266	6,632,990
39	1,658,329	2,020,938	6,740,519
40	1,668,276	2,075,634	6,951,846
41	1,686,574	2,102,374	7,024,638
42	1,701,928	2,135,799	7,293,897
43	1,732,085	2,156,978	7,432,203
44	1,740,834	2,179,229	7,604,465
45	1,756,186	2,199,147	7,686,620
46	1,775,782	2,246,588	7,877,256
47	1,822,050	2,358,543	8,013,973
48	1,850,746	2,400,079	8,270,080
49	1,900,235	2,438,412	8,469,527
50	1,919,580	2,476,423	
51	1,966,330	2,503,113	
52	2,010,473	2,530,237	
53	2,021,336	2,575,099	

Common wheat flour (grain equivalent)			
week	2020/21	2021/22	2022/23
1	364	2,370	1,553
2	774	8,187	6,358
3	1,454	12,781	11,023
4	1,873	17,205	15,462
5	2,273	21,901	20,198
6	2,867	26,944	24,490
7	3,822	31,729	29,692
8	4,371	36,666	34,760
9	4,854	41,682	40,723
10	5,497	46,902	46,566
11	6,298	52,282	52,590
12	6,891	57,147	58,677
13	7,198	61,981	65,451
14	7,871	67,391	72,182
15	8,118	72,464	78,372
16	8,479	77,023	85,932
17	9,062	82,170	93,477
18	9,743	87,356	101,244
19	10,330	92,735	108,473
20	10,812	98,287	116,166
21	11,211	103,916	123,814
22	11,846	109,962	131,627
23	12,557	115,226	139,666
24	13,389	120,435	147,992
25	14,009	128,783	154,646
26	14,363	133,672	163,143
27	15,143	136,748	167,672
28	17,893	141,002	173,023
29	21,169	145,578	180,570
30	24,955	150,321	188,358
31	29,076	155,297	195,719
32	33,101	159,948	202,788
33	36,175	165,322	210,484
34	39,958	170,668	218,967
35	43,146	175,401	226,982
36	46,278	180,195	234,412
37	50,553	185,360	242,731
38	54,247	190,261	250,939
39	58,469	195,418	259,478
40	63,623	200,572	267,952
41	67,415	205,305	276,821
42	71,497	209,560	284,830
43	75,782	213,824	293,929
44	79,889	218,891	300,926
45	84,077	223,187	307,628
46	88,109	227,966	314,587
47	92,246	232,196	321,770
48	96,675	236,943	326,756
49	101,160	241,249	329,641
50	105,899	246,207	
51	110,720	250,416	
52	115,638	254,964	
53	117,885	258,202	

Durum wheat			
week	2020/21	2021/22	2022/23
1	15,910	24,903	128
2	70,589	62,555	269
3	148,727	178,630	1,666
4	228,769	204,018	2,359
5	290,923	230,861	2,773
6	389,351	232,090	9,671
7	421,013	238,607	9,764
8	497,085	238,671	30,592
9	576,827	240,024	30,905
10	628,124	260,359	31,416
11	643,468	272,308	32,660
12	674,436	344,729	60,716
13	736,081	347,231	62,376
14	802,094	389,623	93,853
15	821,648	405,412	129,650
16	924,355	479,059	177,094
17	966,163	487,000	179,248
18	1,003,356	487,153	251,367
19	1,041,146	550,721	272,449
20	1,050,712	595,765	318,736
21	1,114,180	660,015	342,787
22	1,146,252	697,315	448,964
23	1,258,285	715,872	481,692
24	1,318,719	737,813	552,296
25	1,428,851	771,806	567,447
26	1,483,610	811,006	661,395
27	1,562,712	818,162	734,307
28	1,657,037	840,228	778,785
29	1,784,310	855,308	815,969
30	1,828,752	891,269	947,264
31	1,899,260	933,706	992,629
32	1,927,163	965,069	1,010,324
33	1,936,321	986,544	1,082,794
34	1,948,506	992,855	1,089,436
35	1,965,885	1,008,618	1,106,455
36	1,986,558	1,009,045	1,163,617
37	1,986,645	1,040,624	1,224,862
38	1,988,702	1,053,337	1,281,838
39	2,000,979	1,064,075	1,353,651
40	2,001,370	1,074,967	1,393,223
41	2,176,341	1,080,405	1,427,222
42	2,185,891	1,082,179	1,430,870
43	2,252,257	1,084,683	1,462,201
44	2,357,032	1,128,395	1,505,982
45	2,362,055	1,129,099	1,546,759
46	2,376,516	1,151,118	1,646,507
47	2,452,088	1,204,079	1,684,420
48	2,515,962	1,223,490	1,685,217
49	2,625,584	1,223,640	1,725,310
50	2,701,779	1,250,462	
51	2,757,875	1,272,750	
52	2,820,687	1,299,802	
53	2,836,167	1,299,846	



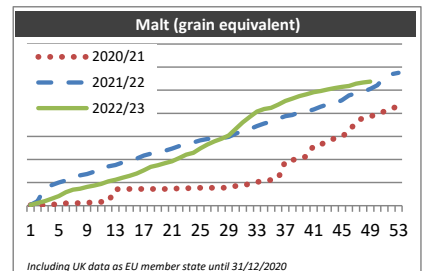
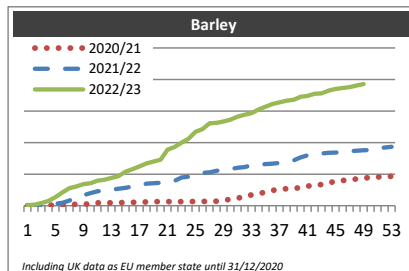
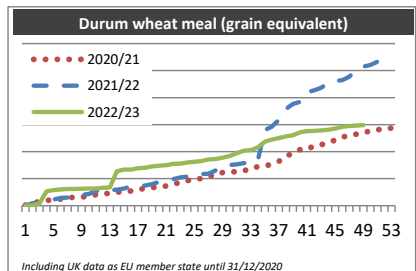
Week 1 to 49 from 01/07/2022 to 04/06/2023

(tonnes)

Durum wheat meal (grain equivalent)			
week	2020/21	2021/22	2022/23
1	21	8	0
2	108	89	16
3	150	103	81
4	194	148	530
5	223	224	574
6	247	286	601
7	294	300	615
8	312	349	616
9	321	403	626
10	353	433	632
11	410	544	638
12	432	551	664
13	465	578	679
14	502	594	1,272
15	528	635	1,333
16	542	710	1,340
17	597	728	1,385
18	647	748	1,403
19	673	800	1,455
20	698	886	1,482
21	728	937	1,499
22	813	989	1,547
23	848	1,047	1,557
24	930	1,076	1,598
25	985	1,109	1,623
26	1,007	1,170	1,648
27	1,043	1,184	1,707
28	1,198	1,297	1,727
29	1,225	1,462	1,778
30	1,247	1,504	1,838
31	1,259	1,535	1,938
32	1,273	1,574	2,035
33	1,414	1,598	2,063
34	1,435	1,657	2,158
35	1,467	2,799	2,364
36	1,539	2,920	2,448
37	1,644	3,180	2,503
38	1,829	3,579	2,563
39	1,938	3,769	2,607
40	2,077	3,843	2,716
41	2,081	4,199	2,760
42	2,223	4,270	2,768
43	2,259	4,361	2,788
44	2,337	4,542	2,807
45	2,425	4,618	2,853
46	2,548	4,645	2,923
47	2,582	4,770	2,947
48	2,649	5,032	2,967
49	2,676	5,146	2,982
50	2,790	5,205	
51	2,814	5,325	
52	2,839	5,334	
53	2,874	5,354	

Barley			
week	2020/21	2021/22	2022/23
1	15	7,590	7,588
2	1,736	8,127	16,187
3	6,899	8,833	42,706
4	6,902	16,769	76,312
5	13,520	32,972	138,956
6	13,722	44,293	209,571
7	14,445	83,147	279,250
8	24,701	145,348	304,734
9	25,509	167,779	340,782
10	26,468	198,217	355,043
11	44,307	229,268	395,810
12	45,208	239,485	411,784
13	46,951	254,281	440,214
14	47,223	269,955	468,054
15	52,559	282,729	539,402
16	54,429	305,932	578,241
17	54,429	319,248	623,295
18	61,714	349,276	670,740
19	63,015	357,363	700,564
20	64,307	364,080	728,312
21	64,413	378,593	890,024
22	64,592	391,721	929,929
23	64,716	446,310	1,000,753
24	65,502	459,582	1,061,937
25	66,521	482,772	1,171,850
26	68,056	521,485	1,213,576
27	68,323	528,492	1,305,008
28	72,261	551,896	1,312,307
29	84,510	567,976	1,335,096
30	99,450	583,317	1,363,164
31	114,874	600,521	1,410,706
32	154,277	612,389	1,440,286
33	171,896	639,933	1,468,275
34	189,587	647,302	1,526,675
35	219,203	659,189	1,569,703
36	241,503	665,923	1,613,372
37	256,027	677,439	1,636,541
38	266,916	701,420	1,664,350
39	268,274	716,263	1,678,437
40	291,610	764,385	1,724,761
41	310,557	796,438	1,741,706
42	329,455	819,320	1,773,195
43	333,002	828,057	1,780,788
44	357,460	840,090	1,825,656
45	391,442	840,825	1,850,929
46	400,093	848,649	1,863,017
47	404,920	863,309	1,880,248
48	426,726	872,235	1,904,814
49	435,645	879,177	1,927,362
50	446,473	882,611	
51	455,327	899,970	
52	459,471	921,179	
53	465,943	933,261	

Malt (grain equivalent)			
week	2020/21	2021/22	2022/23
1	134	170	161
2	135	993	562
3	139	3,762	984
4	271	4,462	1,524
5	285	5,041	2,071
6	551	5,492	2,940
7	551	6,200	3,449
8	574	6,556	3,671
9	642	6,887	4,052
10	777	7,385	4,366
11	845	8,297	4,694
12	872	8,510	5,282
13	3,595	8,831	5,626
14	3,596	9,347	6,084
15	3,597	9,747	6,464
16	3,597	10,199	6,961
17	3,597	10,860	7,643
18	3,618	11,269	8,387
19	3,618	11,507	8,739
20	3,622	11,918	9,190
21	3,622	12,349	9,598
22	3,757	12,898	10,295
23	3,757	13,257	11,045
24	3,825	13,710	11,461
25	3,891	14,129	12,406
26	3,893	14,448	13,225
27	3,893	14,567	13,964
28	3,893	14,593	14,488
29	3,908	14,900	15,172
30	4,249	15,604	16,637
31	4,406	16,224	18,037
32	4,718	16,607	19,237
33	5,097	17,257	20,394
34	5,396	17,808	20,928
35	5,586	18,194	21,202
36	5,933	18,836	21,877
37	9,653	19,376	22,702
38	9,898	19,634	23,178
39	10,101	20,240	23,745
40	10,682	20,403	24,136
41	12,999	20,845	24,566
42	13,229	21,438	24,839
43	13,923	21,921	25,182
44	14,617	22,184	25,478
45	15,008	22,835	25,703
46	16,058	23,852	25,925
47	18,240	24,329	26,434
48	18,996	24,687	26,680
49	19,343	25,265	26,865
50	19,799	26,049	
51	20,410	27,826	
52	21,041	28,475	
53	21,531	28,766	



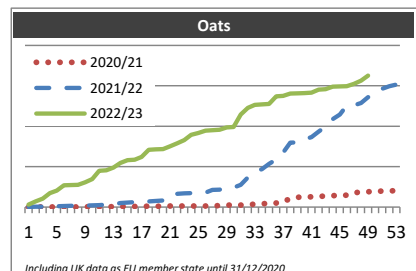
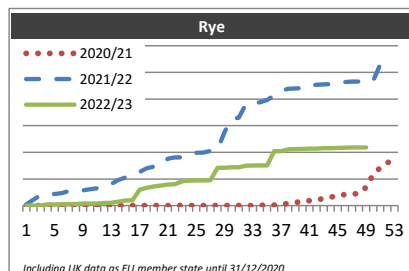
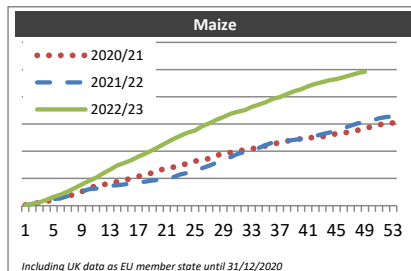
Week 1 to 49 from 01/07/2022 to 04/06/2023

(tonnes)

Maize			
week	2020/21	2021/22	2022/23
1	124,748	89,745	65,920
2	419,378	320,217	348,372
3	595,271	527,425	611,900
4	815,972	851,435	1,093,331
5	1,042,931	1,225,276	1,628,549
6	1,560,728	1,369,212	2,070,054
7	1,821,390	1,780,822	2,616,731
8	2,040,073	2,054,318	3,249,507
9	2,599,754	2,598,072	3,898,711
10	3,232,831	3,018,718	4,546,885
11	3,612,176	3,150,234	5,166,532
12	3,829,175	3,292,749	5,939,187
13	4,219,341	3,667,681	6,616,612
14	4,402,520	3,767,126	7,392,713
15	4,727,179	3,922,348	7,849,987
16	4,963,268	4,081,526	8,380,598
17	5,400,173	4,264,669	9,044,818
18	5,666,468	4,431,851	9,588,321
19	6,072,793	4,640,850	10,223,823
20	6,554,661	4,773,307	10,922,267
21	6,901,144	5,088,636	11,641,289
22	7,090,925	5,269,891	12,311,896
23	7,428,158	5,773,258	12,884,248
24	7,771,347	6,024,540	13,431,676
25	8,180,488	6,583,403	13,830,577
26	8,410,770	6,872,101	14,584,210
27	8,646,768	7,336,062	15,152,657
28	9,189,634	7,886,838	15,787,836
29	9,575,075	8,309,824	16,276,519
30	9,745,082	8,912,698	16,856,024
31	10,016,244	9,491,384	17,253,826
32	10,270,670	9,873,752	17,558,703
33	10,455,425	10,221,641	18,158,664
34	10,778,338	10,607,150	18,546,028
35	10,989,829	11,177,241	19,017,642
36	11,343,752	11,608,344	19,616,702
37	11,621,862	11,836,200	19,972,245
38	11,888,088	11,901,092	20,494,607
39	12,095,722	12,076,433	21,000,166
40	12,288,339	12,314,168	21,387,489
41	12,440,774	12,627,844	21,947,925
42	12,597,293	12,788,233	22,382,440
43	12,672,126	13,147,011	22,708,695
44	12,984,617	13,456,212	23,041,750
45	13,244,553	13,887,092	23,271,569
46	13,361,981	14,255,699	23,588,191
47	13,630,703	14,697,967	24,002,924
48	13,884,125	15,137,743	24,376,339
49	14,151,288	15,349,161	24,614,025
50	14,531,415	15,608,272	
51	14,862,902	16,072,343	
52	15,035,082	16,282,901	
53	15,215,160	16,422,319	

Rye			
week	2020/21	2021/22	2022/23
1	0	2,504	0
2	0	11,290	234
3	0	19,382	384
4	2	21,461	2,202
5	2	21,881	2,398
6	2	23,302	2,454
7	2	27,394	2,783
8	2	28,393	3,170
9	2	28,669	3,783
10	2	30,732	3,783
11	2	32,614	3,929
12	2	34,909	4,806
13	2	40,888	5,349
14	2	47,866	7,512
15	2	52,643	9,590
16	2	58,592	9,962
17	8	63,282	30,078
18	8	70,013	33,428
19	8	72,942	36,135
20	8	74,729	37,588
21	8	88,321	39,474
22	9	90,306	40,148
23	9	90,644	45,537
24	9	94,015	46,931
25	10	99,172	47,207
26	10	99,726	47,348
27	10	102,773	47,588
28	10	105,095	71,060
29	10	138,315	71,060
30	10	162,869	71,832
31	10	165,061	71,832
32	10	190,242	75,070
33	10	192,238	75,168
34	387	193,729	75,356
35	1,031	198,225	75,492
36	1,031	206,924	101,995
37	1,308	215,528	102,017
38	4,414	219,448	105,697
39	5,094	219,819	105,844
40	9,061	220,743	106,353
41	9,061	226,314	106,706
42	10,486	226,853	106,990
43	13,391	227,565	107,578
44	16,355	228,125	107,692
45	16,355	230,597	107,983
46	21,246	231,703	108,410
47	21,834	232,703	108,864
48	22,332	232,931	109,044
49	34,693	233,485	109,085
50	58,564	233,881	
51	71,186	265,287	
52	80,689	265,499	
53	86,288	265,828	

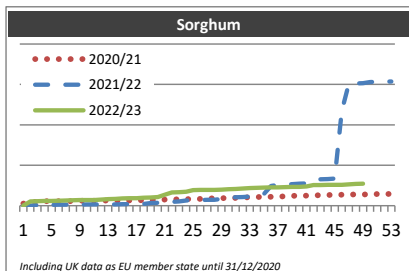
Oats			
week	2020/21	2021/22	2022/23
1	0	162	3,086
2	88	467	7,017
3	110	551	10,466
4	154	693	17,288
5	176	1,019	20,333
6	198	1,248	27,040
7	220	1,553	27,363
8	243	1,720	27,624
9	337	1,983	30,738
10	404	2,197	34,689
11	492	2,574	44,785
12	492	2,927	45,392
13	541	3,231	48,957
14	637	5,000	54,593
15	744	5,500	58,059
16	821	6,067	58,691
17	958	6,481	61,960
18	1,002	7,051	70,885
19	1,073	7,605	71,332
20	1,125	8,165	71,758
21	1,169	15,567	75,185
22	1,237	16,363	78,847
23	1,242	16,910	82,761
24	1,330	17,284	89,495
25	1,379	17,618	91,669
26	1,423	17,699	94,585
27	1,423	21,182	94,965
28	1,895	21,418	95,792
29	2,404	23,730	98,646
30	2,524	24,101	99,115
31	2,585	27,402	114,439
32	3,035	36,677	122,647
33	3,581	43,826	126,546
34	4,190	46,858	126,916
35	4,526	53,439	127,501
36	5,113	58,889	137,087
37	8,828	67,372	137,557
38	9,027	79,677	140,539
39	12,052	79,921	140,823
40	12,496	83,605	141,083
41	12,843	86,471	141,570
42	13,221	93,266	145,348
43	13,574	99,761	145,764
44	13,992	108,676	148,936
45	14,396	114,594	149,226
46	14,724	125,723	149,488
47	17,853	125,959	152,502
48	18,452	128,647	156,412
49	19,001	135,795	162,623
50	19,380	139,416	
51	19,697	146,430	
52	20,049	149,623	
53	20,129	151,540	

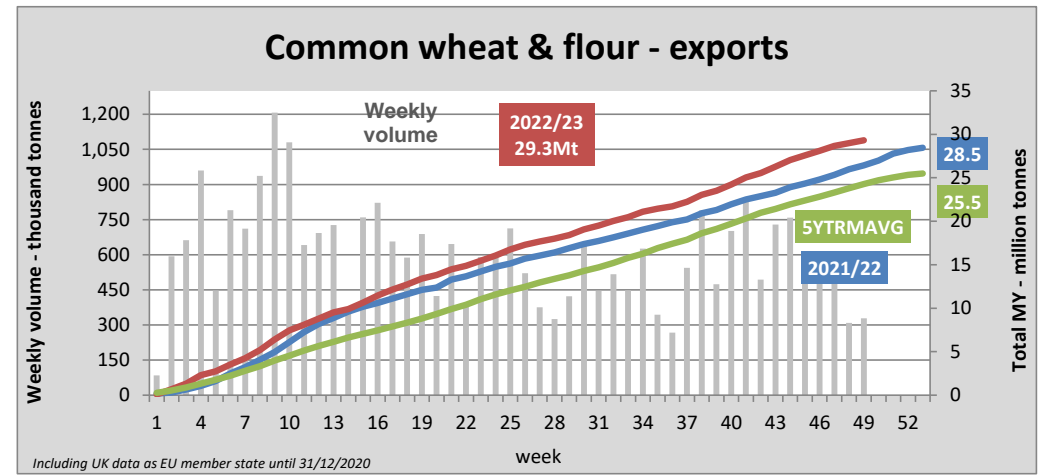
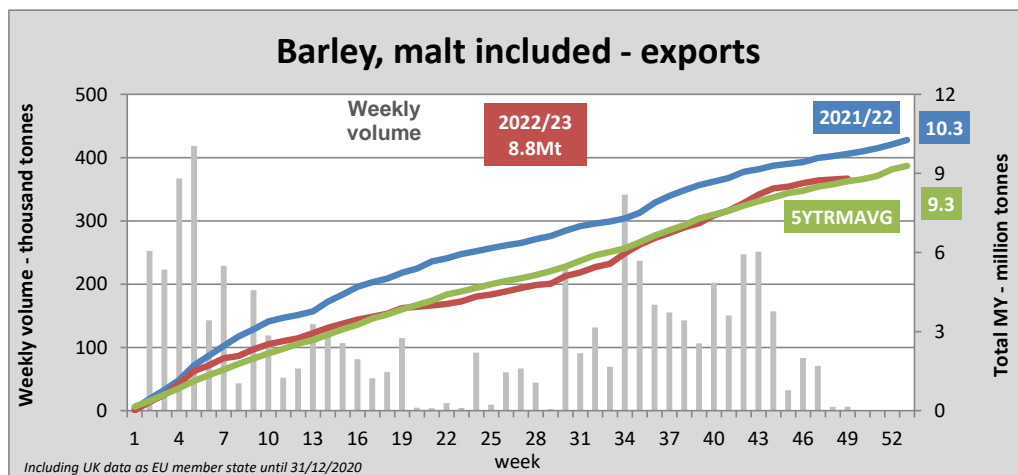
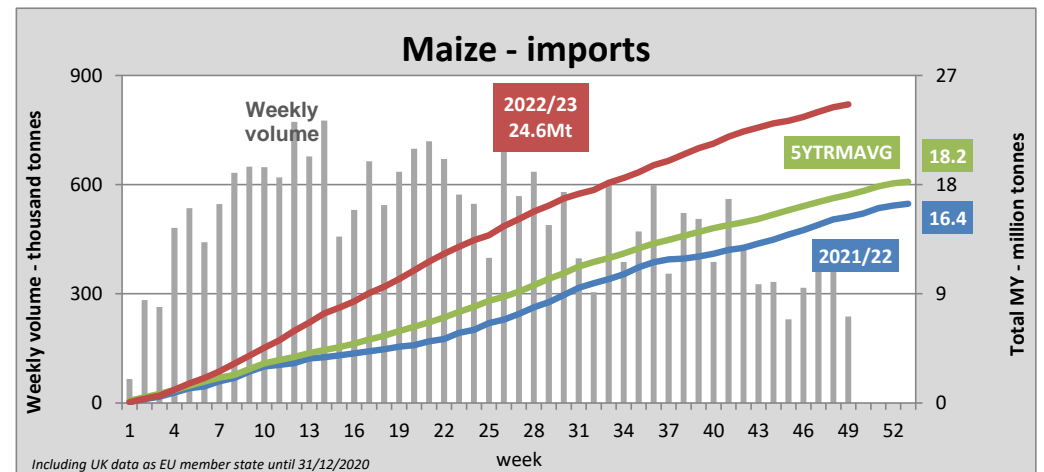
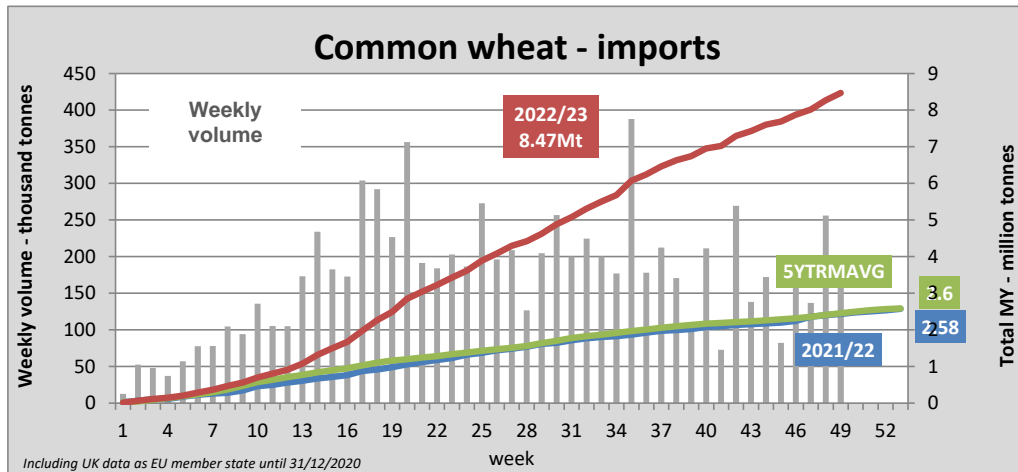


Week 1 to 49 from 01/07/2022 to 04/06/2023

(tonnes)

Sorghum			
week	2020/21	2021/22	2022/23
1	2,653	86	112
2	2,727	218	5,322
3	5,479	820	5,590
4	5,531	1,044	5,777
5	5,627	1,126	5,921
6	5,695	1,188	6,217
7	5,697	1,210	6,441
8	5,721	1,247	6,599
9	6,172	1,373	6,899
10	6,174	1,459	7,043
11	6,243	1,509	7,146
12	6,269	1,510	7,465
13	6,364	1,557	8,100
14	6,387	1,572	8,382
15	6,409	1,735	8,897
16	6,539	1,778	9,149
17	6,629	2,047	9,285
18	6,835	2,225	9,812
19	6,966	3,286	10,206
20	7,168	3,683	10,593
21	7,623	4,129	13,466
22	7,789	4,618	16,425
23	7,926	5,433	16,649
24	8,125	6,322	17,156
25	8,282	6,874	19,225
26	8,461	7,073	19,433
27	8,818	7,210	19,545
28	9,200	7,430	19,636
29	9,365	8,489	19,883
30	9,526	9,919	20,419
31	9,658	10,567	20,756
32	10,077	10,852	21,383
33	10,505	11,381	21,971
34	10,799	14,184	22,180
35	10,903	14,410	22,270
36	11,083	24,396	22,603
37	11,333	25,866	22,777
38	11,618	26,077	23,004
39	12,022	26,546	23,279
40	12,297	27,260	23,372
41	12,411	27,507	23,823
42	12,799	31,994	25,466
43	13,110	32,564	25,650
44	13,327	32,977	25,829
45	13,403	33,409	25,964
46	13,528	117,468	25,964
47	13,750	151,138	26,255
48	13,864	151,358	27,043
49	13,985	151,412	27,242
50	14,117	153,098	
51	14,337	153,221	
52	14,535	153,492	
53	14,602	153,634	





Calendar of Marketing Year weeks

Week	2020/21		2021/22		2022/23	
	Start	End	Start	End	Start	End
1	01/07/2020	05/07/2020	01/07/2021	04/07/2021	01/07/2022	03/07/2022
2	06/07/2020	12/07/2020	05/07/2021	11/07/2021	04/07/2022	10/07/2022
3	13/07/2020	19/07/2020	12/07/2021	18/07/2021	11/07/2022	17/07/2022
4	20/07/2020	26/07/2020	19/07/2021	25/07/2021	18/07/2022	24/07/2022
5	27/07/2020	02/08/2020	26/07/2021	01/08/2021	25/07/2022	31/07/2022
6	03/08/2020	09/08/2020	02/08/2021	08/08/2021	01/08/2022	07/08/2022
7	10/08/2020	16/08/2020	09/08/2021	15/08/2021	08/08/2022	14/08/2022
8	17/08/2020	23/08/2020	16/08/2021	22/08/2021	15/08/2022	21/08/2022
9	24/08/2020	30/08/2020	23/08/2021	29/08/2021	22/08/2022	28/08/2022
10	31/08/2020	06/09/2020	30/08/2021	05/09/2021	29/08/2022	04/09/2022
11	07/09/2020	13/09/2020	06/09/2021	12/09/2021	05/09/2022	11/09/2022
12	14/09/2020	20/09/2020	13/09/2021	19/09/2021	12/09/2022	18/09/2022
13	21/09/2020	27/09/2020	20/09/2021	26/09/2021	19/09/2022	25/09/2022
14	28/09/2020	04/10/2020	27/09/2021	03/10/2021	26/09/2022	02/10/2022
15	05/10/2020	11/10/2020	04/10/2021	10/10/2021	03/10/2022	09/10/2022
16	12/10/2020	18/10/2020	11/10/2021	17/10/2021	10/10/2022	16/10/2022
17	19/10/2020	25/10/2020	18/10/2021	24/10/2021	17/10/2022	23/10/2022
18	26/10/2020	01/11/2020	25/10/2021	31/10/2021	24/10/2022	30/10/2022
19	02/11/2020	08/11/2020	01/11/2021	07/11/2021	31/10/2022	06/11/2022
20	09/11/2020	15/11/2020	08/11/2021	14/11/2021	07/11/2022	13/11/2022
21	16/11/2020	22/11/2020	15/11/2021	21/11/2021	14/11/2022	20/11/2022
22	23/11/2020	29/11/2020	22/11/2021	28/11/2021	21/11/2022	27/11/2022
23	30/11/2020	06/12/2020	29/11/2021	05/12/2021	28/11/2022	04/12/2022
24	07/12/2020	13/12/2020	06/12/2021	12/12/2021	05/12/2022	11/12/2022
25	14/12/2020	20/12/2020	13/12/2021	19/12/2021	12/12/2022	18/12/2022
26	21/12/2020	27/12/2020	20/12/2021	26/12/2021	19/12/2022	25/12/2022
27	28/12/2020	03/01/2021	27/12/2021	02/01/2022	26/12/2022	01/01/2023
28	04/01/2021	10/01/2021	03/01/2022	09/01/2022	02/01/2023	08/01/2023
29	11/01/2021	17/01/2021	10/01/2022	16/01/2022	09/01/2023	15/01/2023
30	18/01/2021	24/01/2021	17/01/2022	23/01/2022	16/01/2023	22/01/2023
31	25/01/2021	31/01/2021	24/01/2022	30/01/2022	23/01/2023	29/01/2023
32	01/02/2021	07/02/2021	31/01/2022	06/02/2022	30/01/2023	05/02/2023
33	08/02/2021	14/02/2021	07/02/2022	13/02/2022	06/02/2023	12/02/2023
34	15/02/2021	21/02/2021	14/02/2022	20/02/2022	13/02/2023	19/02/2023
35	22/02/2021	28/02/2021	21/02/2022	27/02/2022	20/02/2023	26/02/2023
36	01/03/2021	07/03/2021	28/02/2022	06/03/2022	27/02/2023	05/03/2023
37	08/03/2021	14/03/2021	07/03/2022	13/03/2022	06/03/2023	12/03/2023
38	15/03/2021	21/03/2021	14/03/2022	20/03/2022	13/03/2023	19/03/2023
39	22/03/2021	28/03/2021	21/03/2022	27/03/2022	20/03/2023	26/03/2023
40	29/03/2021	04/04/2021	28/03/2022	03/04/2022	27/03/2023	02/04/2023
41	05/04/2021	11/04/2021	04/04/2022	10/04/2022	03/04/2023	09/04/2023
42	12/04/2021	18/04/2021	11/04/2022	17/04/2022	10/04/2023	16/04/2023
43	19/04/2021	25/04/2021	18/04/2022	24/04/2022	17/04/2023	23/04/2023
44	26/04/2021	02/05/2021	25/04/2022	01/05/2022	24/04/2023	30/04/2023
45	03/05/2021	09/05/2021	02/05/2022	08/05/2022	01/05/2023	07/05/2023
46	10/05/2021	16/05/2021	09/05/2022	15/05/2022	08/05/2023	14/05/2023
47	17/05/2021	23/05/2021	16/05/2022	22/05/2022	15/05/2023	21/05/2023
48	24/05/2021	30/05/2021	23/05/2022	29/05/2022	22/05/2023	28/05/2023
49	31/05/2021	06/06/2021	30/05/2022	05/06/2022	29/05/2023	04/06/2023
50	07/06/2021	13/06/2021	06/06/2022	12/06/2022	05/06/2023	11/06/2023
51	14/06/2021	20/06/2021	13/06/2022	19/06/2022	12/06/2023	18/06/2023
52	21/06/2021	27/06/2021	20/06/2022	26/06/2022	19/06/2023	25/06/2023
53	28/06/2021	30/06/2021	27/06/2022	30/06/2022	26/06/2023	30/06/2023