



State of play of the recall actions related to NO_x emissions

This document has been prepared by the Commission Services based on the contributions by the Member States (Type Approval Authorities), in the context of the request by Commissioner Bieńkowska of 17 July 2017.

It provides a progress overview on the recall initiatives related to NO_x emissions, as last updated on 9 February 2018.

Voluntary and mandatory recall campaigns of VW group vehicles

Member State	Mandatory measures ¹	Voluntary measures ²
AUSTRIA ³	VW, Audi, Seat, Škoda	Porsche
BELGIUM		VW, Audi, Seat, Škoda, Porsche
BULGARIA	no info provided	
CROATIA		VW, Audi, Seat, Škoda, Porsche
CYPRUS		VW, Audi, Seat, Škoda, Porsche
CZECH REPUBLIC		VW, Audi, Seat, Škoda
DENMARK	VW, Audi, Seat, Škoda	
ESTONIA		Audi, Seat, Škoda
FINLAND ³	VW, Audi	Seat, Škoda, Porsche
FRANCE ³	VW, Audi, Seat, Škoda	Porsche
GERMANY	VW, Audi, Seat, Škoda	
GREECE		VW, Audi, Seat, Škoda
HUNGARY	no info provided	
IRELAND	no info provided	
ITALY		VW, Audi, Seat, Škoda
LITHUANIA		VW, Audi, Seat, Škoda, Porsche
LUXEMBOURG		VW, Audi, Seat, Škoda, Porsche
LATVIA		VW, Audi, Škoda
MALTA		VW, Audi, Seat, Škoda
NETHERLANDS	VW, Audi, Seat, Škoda	
POLAND		VW, Audi, Seat, Škoda
PORTUGAL	VW, Audi, Seat, Škoda, Porsche	
ROMANIA		VW, Audi, Seat, Škoda, Porsche
SLOVAKIA		VW, Audi, Seat, Škoda
SLOVENIA	no info provided	
SPAIN		VW, Audi, Seat, Škoda
SWEDEN		VW, Audi, Seat, Škoda
UNITED KINGDOM		VW, Audi, Seat, Škoda

¹ A mandatory recall is a remedial measure, which is carried out under the control of the Member State (Type-Approval Authority).

² A voluntary recall action is a remedial measure, which is carried out under the control of the vehicle manufacturer and/or distributor.

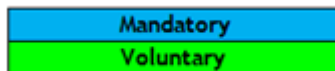
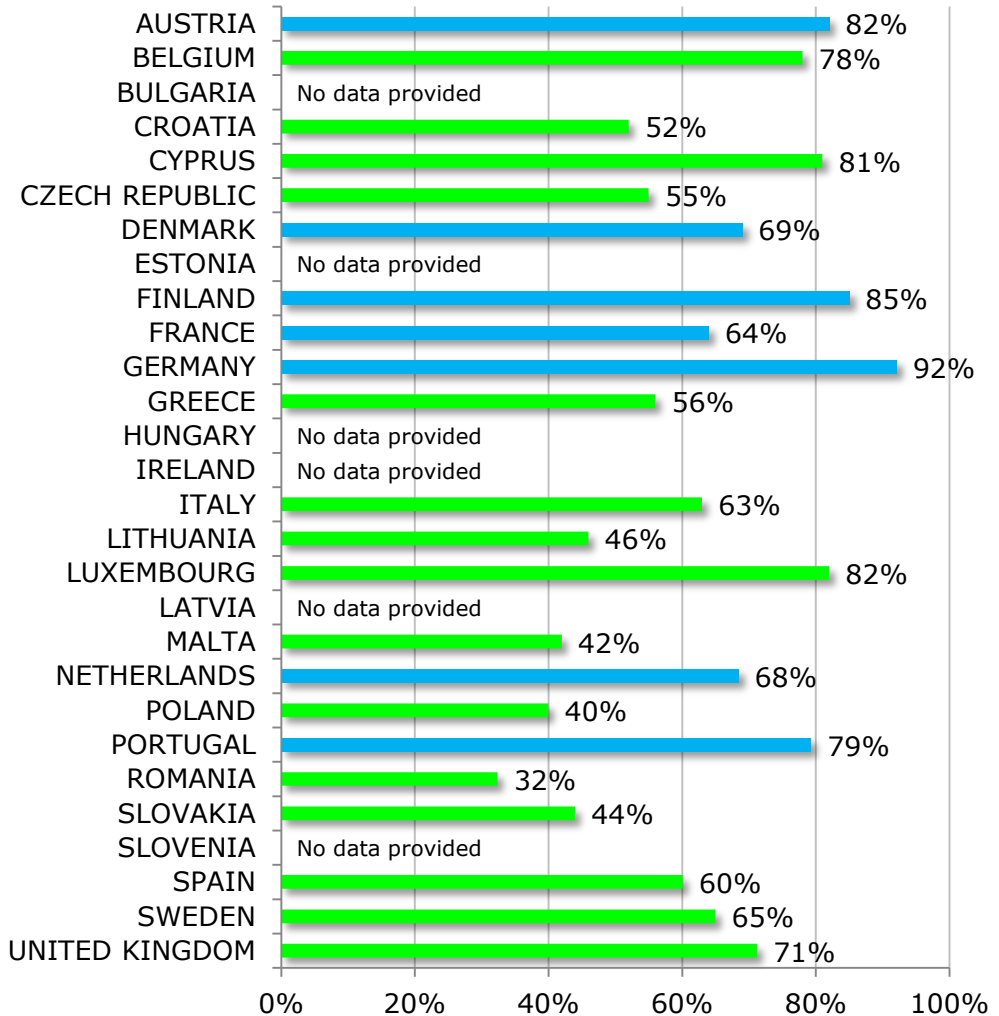
³ Whether a recall is mandatory or voluntary is decided by the Member State for each individual case.

Data of the VW group by brand

Volkswagen

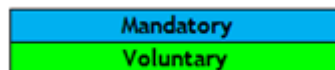
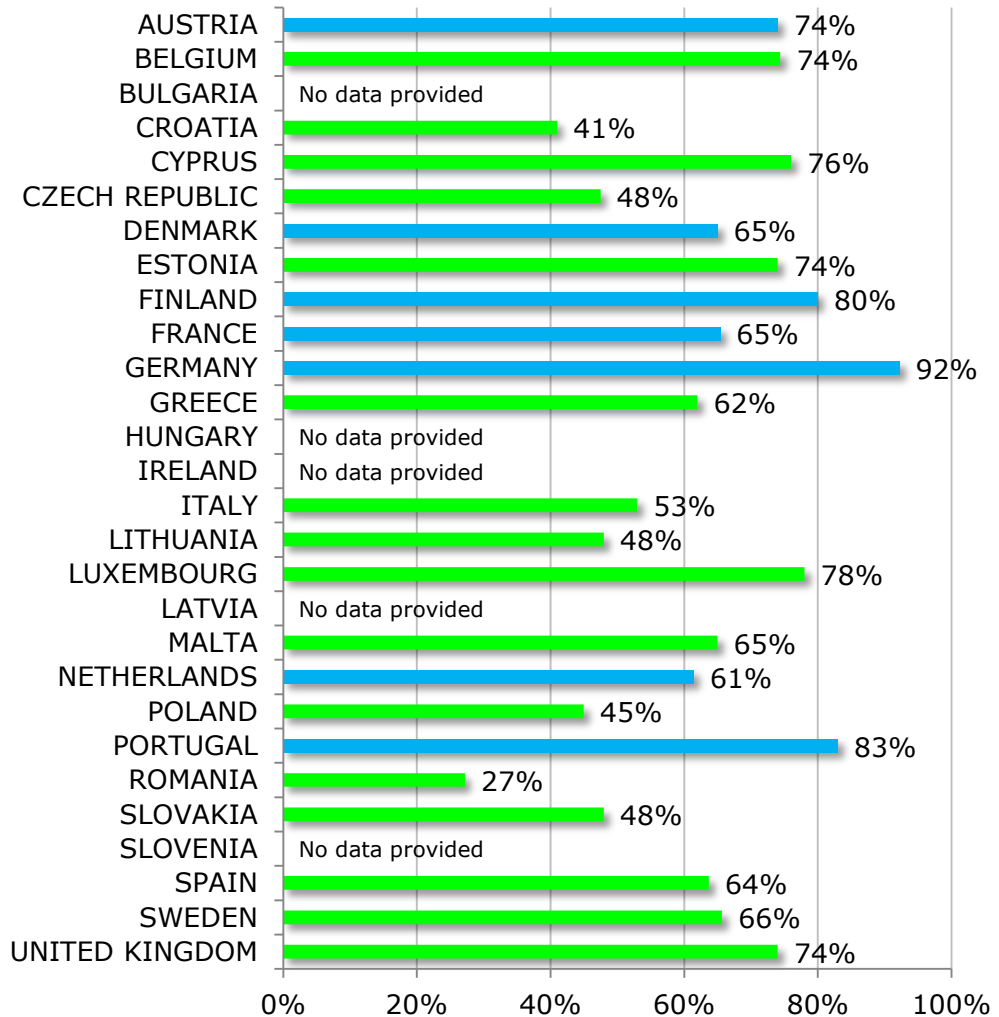
Total number of VW vehicles concerned by the recall	
AUSTRIA	222838
BELGIUM	140678
BULGARIA	No data provided
CROATIA	29391
CYPRUS	710
CZECH REPUBLIC	51792
DENMARK	52915
ESTONIA	No data provided
FINLAND	34575
FRANCE	574259
GERMANY	1430000
GREECE	8322
HUNGARY	No data provided
IRELAND	No data provided
ITALY	373087
LITHUANIA	8769
LUXEMBOURG	14840
LATVIA	8030
MALTA	436
NETHERLANDS	104576
POLAND	74057
PORTUGAL	57476
ROMANIA	42573
SLOVAKIA	32426
SLOVENIA	No data provided
SPAIN	276856
SWEDEN	137839
UNITED KINGDOM	581167

% of recalled VW vehicles that have been updated



Total number of Audi vehicles concerned by the recall	
AUSTRIA	90838
BELGIUM	87020
BULGARIA	No data provided
CROATIA	7087
CYPRUS	866
CZECH REPUBLIC	9490
DENMARK	20491
ESTONIA	958
FINLAND	16346
FRANCE	189322
GERMANY	459000
GREECE	2431
HUNGARY	No data provided
IRELAND	No data provided
ITALY	238253
LITHUANIA	1408
LUXEMBOURG	8183
LATVIA	1907
MALTA	271
NETHERLANDS	16677
POLAND	22861
PORTUGAL	35704
ROMANIA	19704
SLOVAKIA	8159
SLOVENIA	No data provided
SPAIN	160673
SWEDEN	55127
UNITED KINGDOM	396658

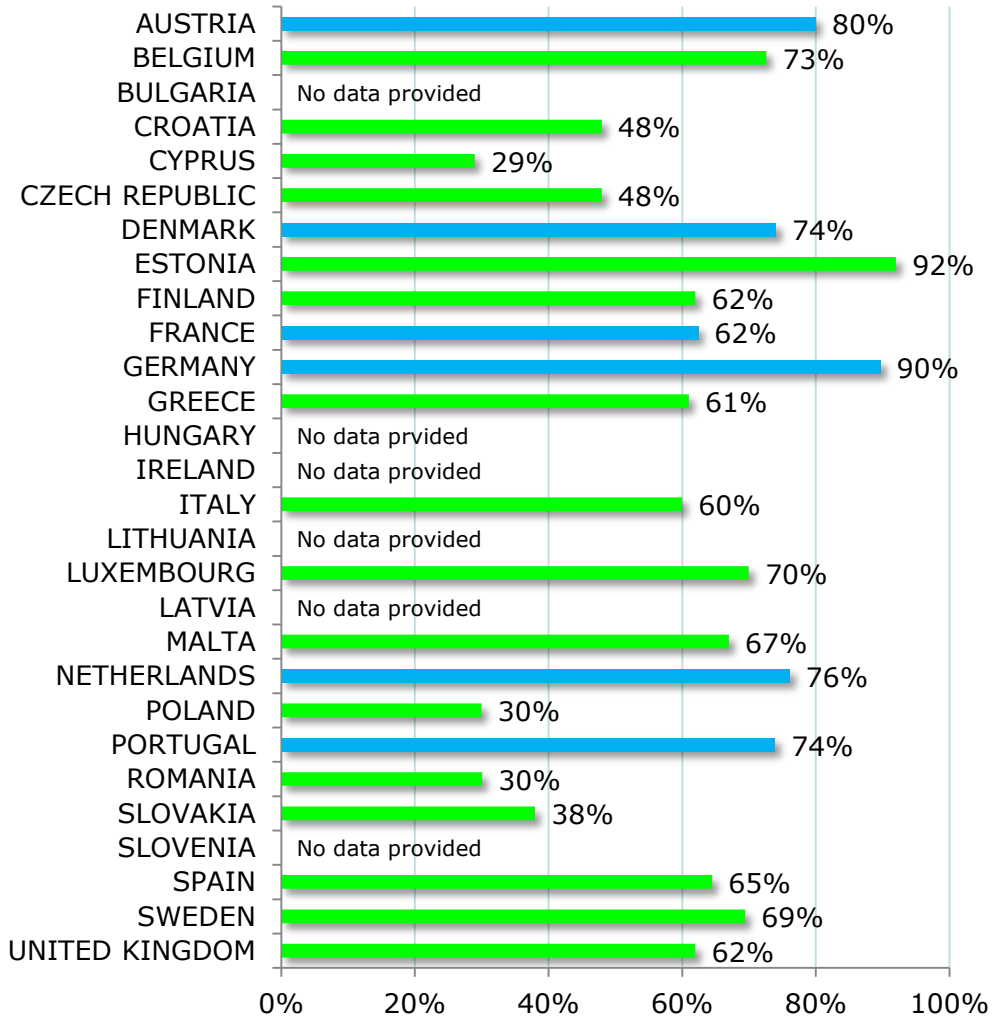
% of recalled Audi vehicles that have been updated



Seat

Total number of Seat vehicles concerned by the recall	
AUSTRIA	31649
BELGIUM	113
BULGARIA	No data provided
CROATIA	935
CYPRUS	113
CZECH REPUBLIC	2305
DENMARK	6339
ESTONIA	112
FINLAND	2398
FRANCE	93388
GERMANY	101000
GREECE	2525
HUNGARY	No data provided
IRELAND	No data provided
ITALY	31420
LITHUANIA	No data provided
LUXEMBOURG	2409
LATVIA	No data provided
MALTA	36
NETHERLANDS	23302
POLAND	4008
PORTUGAL	23270
ROMANIA	1252
SLOVAKIA	3379
SLOVENIA	No data provided
SPAIN	204713
SWEDEN	2091
UNITED KINGDOM	75352

% of recalled Seat vehicles that have been updated

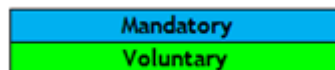
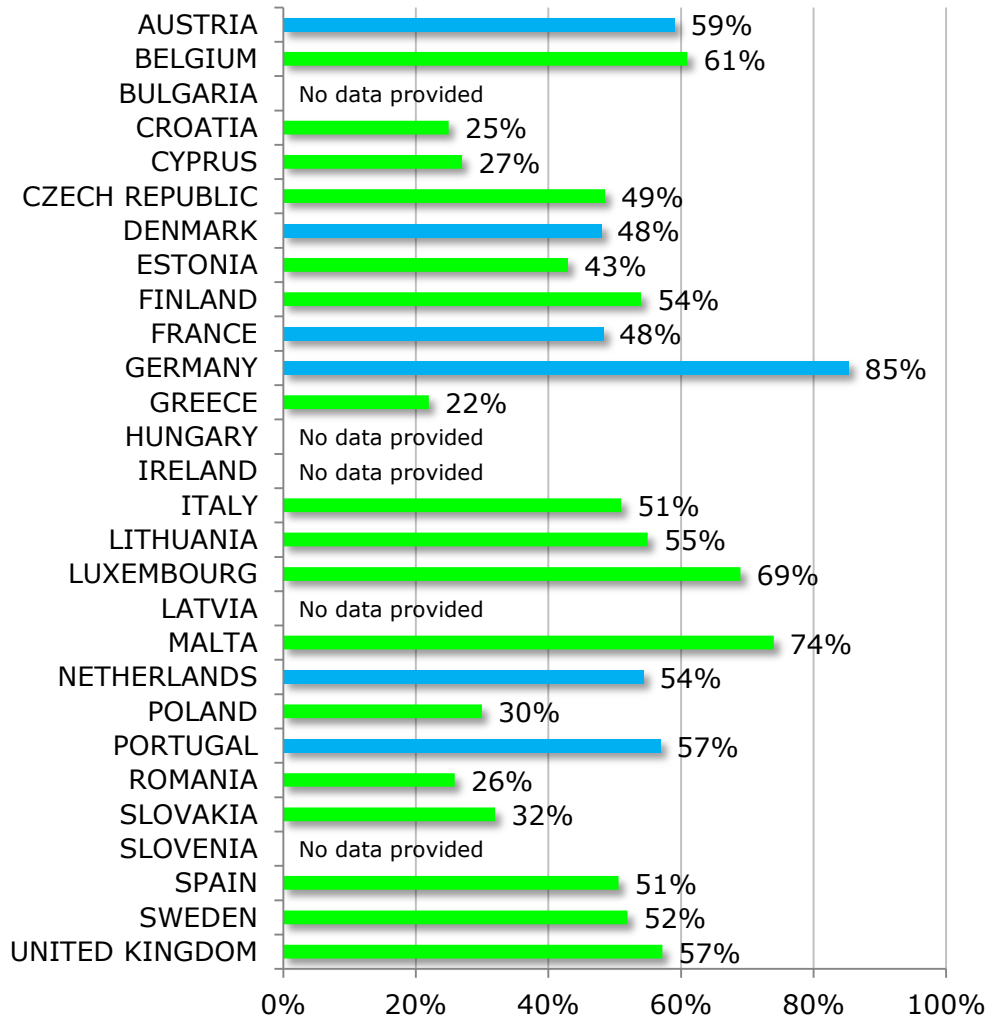


Mandatory
Voluntary



Total number of Škoda vehicles concerned by the recall	
AUSTRIA	54693
BELGIUM	31070
BULGARIA	No data provided
CROATIA	7086
CYPRUS	121
CZECH REPUBLIC	94955
DENMARK	13230
ESTONIA	1881
FINLAND	16903
FRANCE	66572
GERMANY	260000
GREECE	6536
HUNGARY	No data provided
IRELAND	No data provided
ITALY	30775
LITHUANIA	3761
LUXEMBOURG	2933
LATVIA	No data provided
MALTA	31
NETHERLANDS	21909
POLAND	56239
PORTUGAL	8298
ROMANIA	16895
SLOVAKIA	37770
SLOVENIA	No data provided
SPAIN	32455
SWEDEN	26060
UNITED KINGDOM	129621

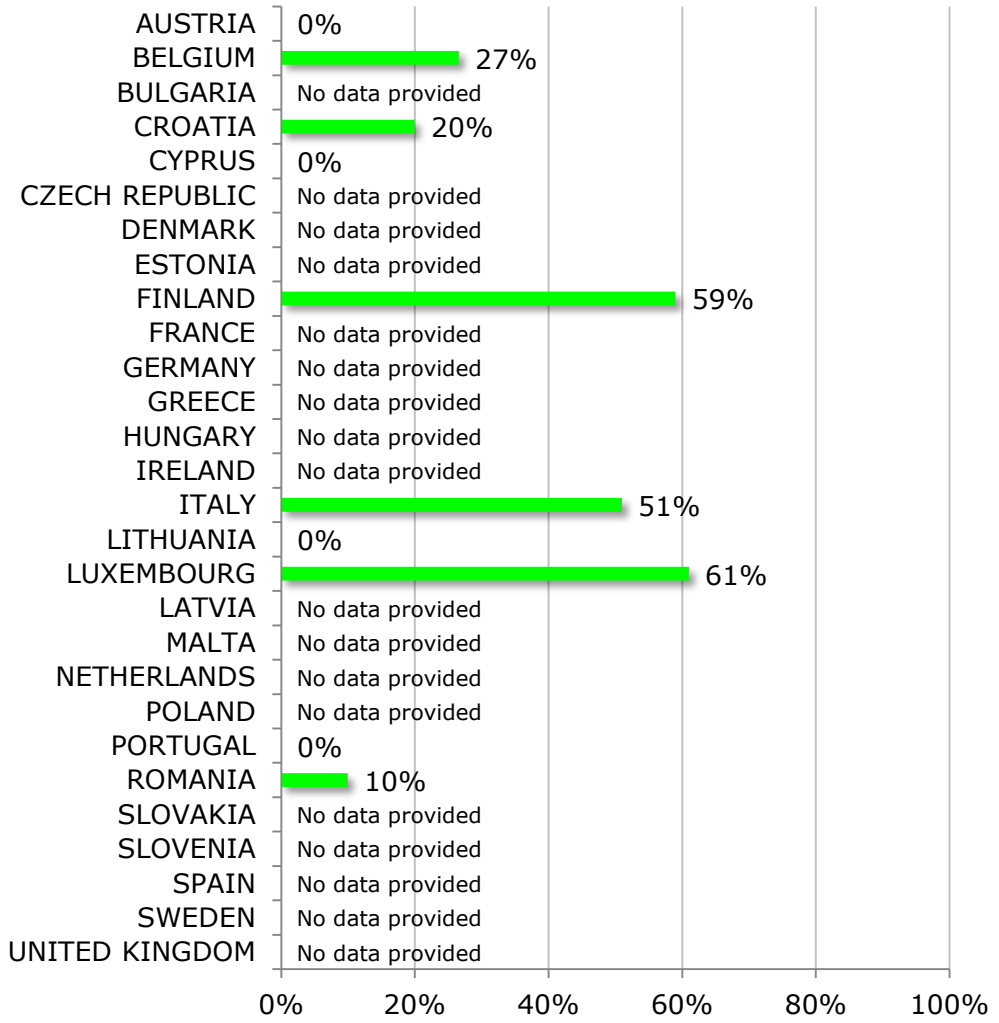
% of recalled Škoda vehicles that have been updated



Porsche

Total number of Porsche vehicles concerned by the recall	
AUSTRIA ⁴	434
BELGIUM	436
BULGARIA	No data provided
CROATIA	27
CYPRUS ⁴	64
CZECH REPUBLIC	No data provided
DENMARK	No data provided
ESTONIA	No data provided
FINLAND	249
FRANCE	1410
GERMANY	No data provided
GREECE	No data provided
HUNGARY	No data provided
IRELAND	No data provided
ITALY	9109
LITHUANIA ⁴	108
LUXEMBOURG	449
LATVIA	No data provided
MALTA	No data provided
NETHERLANDS	No data provided
POLAND	No data provided
PORTUGAL ⁴	164
ROMANIA	334
SLOVAKIA	No data provided
SLOVENIA	No data provided
SPAIN	No data provided
SWEDEN	No data provided
UNITED KINGDOM	No data provided

% of recalled Porsche vehicles that have been updated⁴



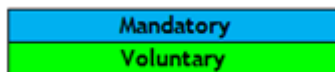
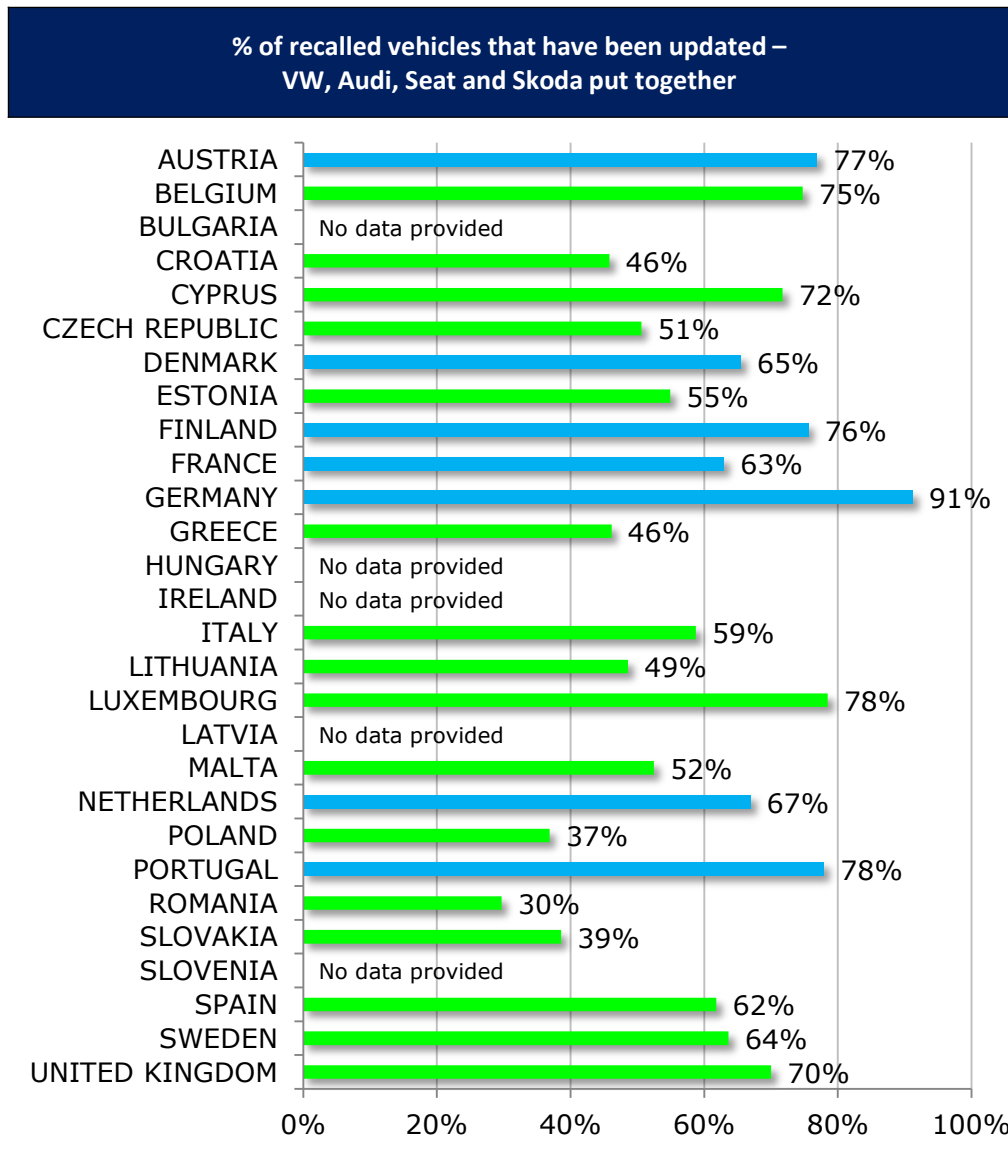
Mandatory
Voluntary



⁴ Austria, Lithuania, Cyprus (voluntary recalls) and Portugal (mandatory recall)

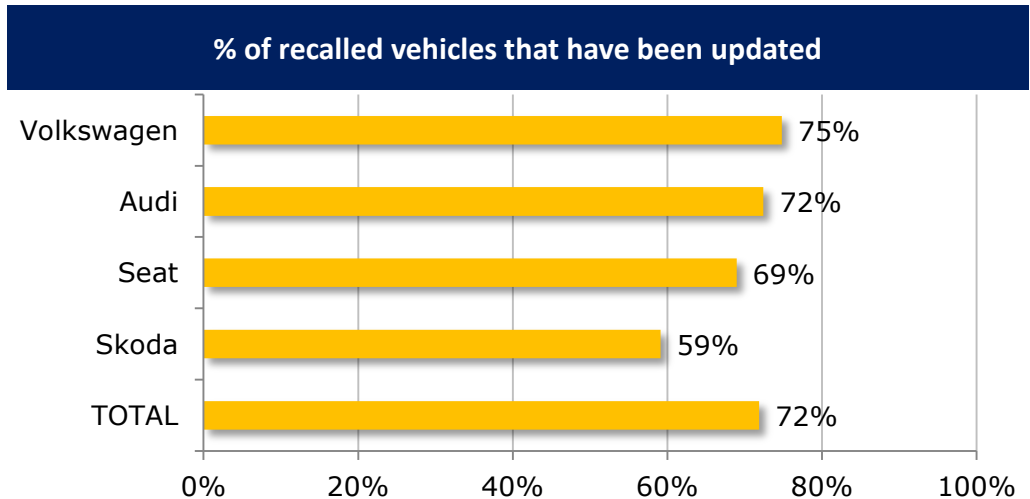
VW EA189 engine (VW/Audi/Seat/Škoda)

Total number of vehicles concerned by the recalls on the VW EA189 engine	
AUSTRIA	400018
BELGIUM	258881
BULGARIA	No data provided
CROATIA	44499
CYPRUS	1810
CZECH REPUBLIC	158542
DENMARK	92975
ESTONIA	2951
FINLAND	70222
FRANCE	923541
GERMANY	2250000
GREECE	19814
HUNGARY	No data provided
IRELAND	No data provided
ITALY	673535
LITHUANIA	13938
LUXEMBOURG	28365
LATVIA	No data provided
MALTA	774
NETHERLANDS	166464
POLAND	157165
PORTUGAL	124748
ROMANIA	80424
SLOVAKIA	81734
SLOVENIA	No data provided
SPAIN	674697
SWEDEN	221117
UNITED KINGDOM	1182798



EU wide total of recall rates for the VW EA189 engine (VW/Audi/Seat/Škoda) based on data provided by the Member States

Total number of vehicles concerned by the recall	
Volkswagen	4257612
Audi	1849434
Seat	612109
Skoda	919794
TOTAL	7638949



Data of the VW group by Member State

Member State	Brand	Number of vehicles concerned	% of upgraded vehicles
Austria	VW	222838	82
	AUDI	90838	74
	SEAT	31649	80
	Škoda	54693	59
	Porsche	434	0

Last updated: January 2018

Member State	Brand	Number of vehicles concerned	% of upgraded vehicles
Belgium	VW	140678	78
	AUDI	87020	74.4
	SEAT	15753	72.6
	Škoda	31070	61
	Porsche	436	26.6

Last updated: January 2018

Member State	Brand	Number of vehicles concerned	% of upgraded vehicles
Bulgaria	VW	No data provided	
	AUDI		
	SEAT		
	Škoda		
	Porsche		

Last updated: January 2018

Member State	Brand	Number of vehicles concerned	% of upgraded vehicles
Croatia	VW	29391	52
	AUDI	7087	41
	SEAT	935	48
	Škoda	7086	25
	Porsche	27	20

Last updated: October 2017

Member State	Brand	Number of vehicles concerned	% of upgraded vehicles
Cyprus	VW	710	81
	AUDI	866	76
	SEAT	113	29
	Škoda	121	27
	Porsche	64	0

Last updated: October 2017

Member State	Brand	Number of vehicles concerned	% of upgraded vehicles
Czech Republic	VW	51792	55
	AUDI	9490	47.5
	SEAT	2305	48
	Škoda	94955	48.6
	Porsche	No data provided	

Last updated: January 2018

Member State	Brand	Number of vehicles concerned	% of upgraded vehicles
Denmark	VW	52915	69
	AUDI	20491	65
	SEAT	6339	74
	Škoda	13230	48
	Porsche	No data provided	

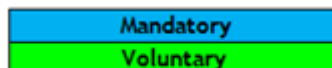
Last updated: December 2017

Member State	Brand	Number of vehicles concerned	% of upgraded vehicles
Estonia	VW	No data provided	
	AUDI	958	74
	SEAT	112	92
	Škoda	1881	43
	Porsche	No data provided	

Last updated: January 2018

Member State	Brand	Number of vehicles concerned	% of upgraded vehicles
Finland	VW	34575	85
	AUDI	16346	80
	SEAT	2398	62
	Škoda	16903	54
	Porsche	249	59

Last updated: December 2017



Member State	Brand	Number of vehicles concerned	% of upgraded vehicles
France	VW	574259	64
	AUDI	189322	65.4
	SEAT	93388	62.4
	Škoda	66572	48.3
	Porsche	1410	No data

Last updated: January 2018

Member State	Brand	Number of vehicles concerned	% of upgraded vehicles
Germany	VW	1430000	92.1
	AUDI	459000	92.2
	SEAT	101000	89.7
	Škoda	260000	85.3
	Porsche	No data provided	

Last updated: January 2018

Member State	Brand	Number of vehicles concerned	% of upgraded vehicles
Greece	VW	8322	56
	AUDI	2431	62
	SEAT	2525	61
	Škoda	6536	22
	Porsche	No data provided	

Last updated: October 2017

Member State	Brand	Number of vehicles concerned	% of upgraded vehicles
Hungary	VW	No data provided	
	AUDI		
	SEAT		
	Škoda		
	Porsche		

Last updated: January 2018

Member State	Brand	Number of vehicles concerned	% of upgraded vehicles
Ireland	VW	No data provided	
	AUDI		
	SEAT		
	Škoda		
	Porsche		

Last updated: January 2018

Member State	Brand	Number of vehicles concerned	% of upgraded vehicles
Italy	VW	373087	63
	AUDI	238253	53
	SEAT	31420	60
	Škoda	30775	51
	Porsche	9109	51

Last updated: January 2018

Member State	Brand	Number of vehicles concerned	% of upgraded vehicles
Lithuania	VW	8769	46
	AUDI	1408	48
	SEAT	No data provided	
	Škoda	3761	55
	Porsche	108	0

Last updated: January 2018

Member State	Brand	Number of vehicles concerned	% of upgraded vehicles
Luxembourg	VW	14840	82
	AUDI	8183	78
	SEAT	2409	70
	Škoda	2933	69
	Porsche	449	61

Last updated: January 2018

Member State	Brand	Number of vehicles concerned	% of upgraded vehicles
Latvia	VW	8030	No data
	AUDI	1907	
	SEAT	No data provided	
	Škoda		
	Porsche		

Last updated: January 2018



Member State	Brand	Number of vehicles concerned	% of upgraded vehicles
Malta	VW	436	42
	AUDI	271	65
	SEAT	36	67
	Škoda	31	74
	Porsche	No data provided	

Last updated: January 2018

Member State	Brand	Number of vehicles concerned	% of upgraded vehicles
Netherlands	VW	104576	68.45
	AUDI	16677	61.43
	SEAT	23302	76.06
	Škoda	21909	54.32
	Porsche	No data provided	

Last updated: January 2018

Member State	Brand	Number of vehicles concerned	% of upgraded vehicles
Poland	VW	74057	40
	AUDI	22861	45
	SEAT	4008	30
	Škoda	56239	30
	Porsche	No data provided	

Last updated: January 2018

Member State	Brand	Number of vehicles concerned	% of upgraded vehicles
Portugal	VW	57476	79.3
	AUDI	35704	83
	SEAT	23270	74.4
	Škoda	8298	56.9
	Porsche	164	0

Last updated: February 2018

Member State	Brand	Number of vehicles concerned	% of upgraded vehicles
Romania	VW	42573	32.4
	AUDI	19704	27.2
	SEAT	1252	30.1
	Škoda	16895	25.9
	Porsche	334	10

Last updated: January 2018

Member State	Brand	Number of vehicles concerned	% of upgraded vehicles
Slovakia	VW	32426	44
	AUDI	8159	48
	SEAT	3379	38
	Škoda	37770	32
	Porsche	No data provided	

Last updated: January 2018

Member State	Brand	Number of vehicles concerned	% of upgraded vehicles
Slovenia	VW	No data provided	
	AUDI		
	SEAT		
	Škoda		
	Porsche		

Last updated: January 2018

Member State	Brand	Number of vehicles concerned	% of upgraded vehicles
Spain	VW	276856	60.1
	AUDI	160673	63.7
	SEAT	204713	64.5
	Škoda	32455	50.6
	Porsche	No data provided	

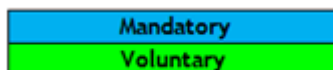
Last updated: December 2017

Member State	Brand	Number of vehicles concerned	% of upgraded vehicles
Sweden	VW	137839	65
	AUDI	55127	65.69
	SEAT	2091	69.44
	Škoda	26060	51.96
	Porsche	No data provided	

Last updated: January 2018

Member State	Brand	Number of vehicles concerned	% of upgraded vehicles
United Kingdom	VW	581167	71.2
	AUDI	396658	74
	SEAT	75352	62
	Škoda	129621	57.2
	Porsche	No data provided	

Last updated: January 2018



Data from other vehicle manufacturers⁵

Member State	Voluntary/ Mandatory	Number of vehicles concerned	% of vehicles that have been updated
Renault			
AUSTRIA	Voluntary	149	37%
NETHERLANDS	Voluntary	62	33.87%
SLOVAKIA	No info	6	100%
ITALY	Mandatory	1654	76%
ITALY	Voluntary ⁶	136000	2.30%
FRANCE	Mandatory in FR	6280 (FR)	78%
		5181 (rest of EU, excl. FR) ⁷	70%
FRANCE	Voluntary	480000 (FR)	2.80%
		950000 (rest of EU, excl. FR) ⁸	1.30%
Daimler			
AUSTRIA	Voluntary	7041	54%
Opel			
AUSTRIA	Voluntary	2934	8%
Suzuki			
NETHERLANDS	Mandatory in NL	212 (NL)	94.8%
		41776 (EU-wide, incl. NL) ⁹	95.2%

⁵This overview is based on the information provided by the Member States to the Commission services. It may not be exhaustive.

⁶Voluntary service campaign

⁷Data provided by France. It concerns software and hardware fixes for the Captur and Kadjar models (desox).

⁸Data provided by France. It concerns software fixes (E6b improvement).

⁹Data provided by the Netherlands.

Data from other vehicle manufacturers¹⁰

FCA				
Brand	Member State	Voluntary / Mandatory	Number of vehicles	% of vehicles that have been updated
Fiat	ITALY	Voluntary ¹¹	177691	73%
Alfa Romeo	ITALY	Voluntary ¹¹	22695	80%
Lancia	ITALY	Voluntary ¹¹	13985	52%
Jeep	ITALY	Voluntary ¹¹	39808	76%
FCA total	ITALY	Voluntary ¹¹	254179 (IT)	76%
			469938 (EU-wide, incl. IT) ¹²	72%

¹⁰This overview is based on the information provided by the Member States to the Commission services. It may not be exhaustive.

¹¹Voluntary service campaign

¹²Data provided by Italy