

Trade monitoring through customs surveillance data

The TAXUD surveillance system ("customs surveillance") records and centralizes all EU trade data (import and exports) directly from the national customs authorities on a daily basis. For each transaction, the stored data contain the information available on the Single Administrative Document (SAD), including the volume and origin of the consignment.

According to Art.55(2) of Commission Implementing Regulation (EU) 2015/2447, the customs authorities shall provide the Commission at least once a week with data on customs declarations for the goods that have been made subject to surveillance at release for free circulation or at export.

The "customs surveillance" data provide actual and prompt information about the trade (import/export) transaction in terms of volume and origin or destination.

Publication of data

This report is published on a weekly basis.

The data are expressed in quantity of the product itself, unless otherwise stated
Below the specifications of the products included in the report

Product	Type	CN code	Conversion factor milled equivalent
Paddy	Indica	1006 10 79 (<i>until 31/12/2016: 1006 10 27; 1006 10 98</i>)	0.552
	Japonica	1006 10 50 (<i>until 31/12/2016: 1006 10 23; 1006 1094</i>) ; 1006 10 71 (<i>until 31/12/2016: 1006 1025; 1006 1096</i>)	0.552
		1006 10 30 (<i>until 31/12/2016: 1006 10 21; 1006 10 92</i>)	0.62
Husked	Indica	1006 20 17; 1006 20 98	0.69
	Japonica	1006 20 13; 1006 20 15; 1006 20 94; 1006 20 96	0.69
		1006 20 11; 1006 20 92	0.775
Milled & semi-milled	Indica	1006 30 27; 1006 30 48	0.93284
		1006 30 67; 1006 30 98	1
	Japonica	1006 30 23; 1006 30 25; 1006 30 44; 1006 30 46	0.93284
		1006 30 21; 1006 30 42	0.93897
		1006 30 61; 1006 30 63; 1006 30 65; 1006 30 92; 1006 30 94; 1006 30 96	1

Imports

Cumul of week 1 to 6

		28 Member States 01/09/2017 - 10/10/2017		28 Member States 01/09/2016 - 11/10/2016	28 Member States 01/09/2015 - 13/10/2015
		Import	Y/Y variation	Import	Import
<i>(tonnes milled equivalent)</i>					
Paddy	Indica	1 652	↑ +319%	394	2 898
	Japonica	3		334	15
	Total paddy	1 655	↑ +127%	728	2 913
Husked	Indica	40 687	↓ -16%	48 477	65 038
	Japonica	667	↓ -22%	855	834
	Total husked	41 354	↓ -16%	49 331	65 872
Milled & semi-milled	Indica	64 325	↑ +9%	58 992	67 043
	Japonica	12 684	↑ +28%	9 941	12 138
	Total milled	77 009	↑ +12%	68 933	79 181
General Total		120 018	↑ +1%	118 993	147 965
Broken	Total broken	60 960	↑ +67%	36 525	32 899

Imports

Situation at 11/10/2017

Marketing year 2017 - 2018

Week 1 to 6 from 01/09/2016 to 10/10/2017

Summary

Import (tonnes milled equivalent)	Paddy			Husked			Milled & semi-milled			Total			Broken
	Indica	Japonica	Total	Indica	Japonica	Total	Indica	Japonica	Total	Indica	Japonica	Total	Total
BE		1	1	3 689	19	3 709	3 526	166	3 692	7 215	186	7 402	35 016
BG							132	1	133	132	1	133	23
CZ				3		3	3 061	250	3 311	3 065	250	3 315	
DK				110		110	1 234	107	1 341	1 344	107	1 451	40
DE	1	1	2	950	67	1 017	10 427	2 885	13 311	11 378	2 953	14 331	349
EE							8	1	9	8	1	9	
IE													
GR				217		217	1 271	23	1 293	1 488	23	1 511	
ES				658		658	2 066	492	2 559	2 725	492	3 217	504
FR	110		111	4 589	10	4 599	14 400	2 119	16 519	19 100	2 129	21 229	4 070
HR							470		470	470		470	
IT	1 539		1 539	5 549		5 549	3 533	178	3 712	10 622	178	10 800	744
CY					3	3	237	19	256	237	21	258	1
LV													
LT				8		8	174		174	182		182	175
LU													
HU							96		96	96		96	48
MT													
NL				4 565	467	5 032	7 997	1 079	9 077	12 562	1 547	14 109	6 727
AT					4	4	309	466	775	309	470	779	
PL				16		16	590	50	640	606	50	656	644
PT	1		1	2 644		2 644	720	1 039	1 759	3 365	1 039	4 404	
RO				69		69	225	150	375	294	150	444	21
SI							1 291		1 291	1 291		1 292	
SK							36		36	36		36	
FI				15		16	177	72	248	192	72	264	115
SE				33		33	1 544	1 652	3 197	1 577	1 652	3 230	71
GB				17 571	96	17 666	10 799	1 935	12 734	28 370	2 031	30 401	12 413
EU	1 652	3	1 655	40 687	667	41 354	64 325	12 684	77 009	106 664	13 354	120 018	60 960

Top 5 import origins - Current marketing year 2017/18 - (update of 11 Oct 2017)

Paddy-Indica		
Origin	tonnes	share
Guyana	1 539	93.2%
Argentina	110	6.7%

Paddy-Japonica		
Origin	tonnes	share

Total Paddy		
Origin	tonnes	share
Guyana	1 539	93.0%
Argentina	110	6.7%

Husked-Indica		
Origin	tonnes	share
India	22 741	55.9%
Pakistan	6 998	17.2%
Uruguay	4 997	12.3%
Guyana	2 205	5.4%
Suriname	1 639	4.0%

Husked-Japonica		
Origin	tonnes	share
India	515	77.2%
Argentina	35	5.3%
Pakistan	32	4.8%
Thailand	31	4.6%
United States of America	21	3.1%

Total Husked		
Origin	tonnes	share
India	23 257	56.2%
Pakistan	7 030	17.0%
Uruguay	4 997	12.1%
Guyana	2 212	5.3%
Suriname	1 639	4.0%

Milled & semi-milled-Indica		
Origin	tonnes	share
Cambodia (Kampuchea)	23 955	37.2%
Thailand	17 187	26.7%
India	10 326	16.1%
Myanmar	6 530	10.2%
United States of America	2 867	4.5%

Milled & semi-milled-Japonica		
Origin	tonnes	share
United States of America	3 349	26.4%
Myanmar	3 275	25.8%
Thailand	1 782	14.0%
India	1 497	11.8%
Cambodia (Kampuchea)	1 093	8.6%

Total Milled & semi-milled		
Origin	tonnes	share
Cambodia (Kampuchea)	25 048	32.5%
Thailand	18 969	24.6%
India	11 822	15.4%
Myanmar	9 805	12.7%
United States of America	6 217	8.1%

Broken-		
Origin	tonnes	share
Myanmar	48 894	80.2%
Guyana	3 930	6.4%
Thailand	2 279	3.7%
Cambodia (Kampuchea)	1 549	2.5%
Kazakhstan	834	1.4%

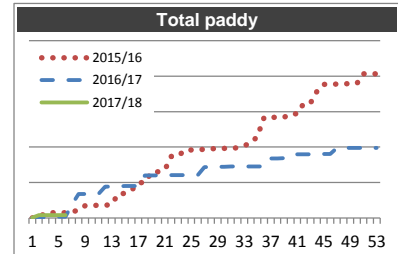
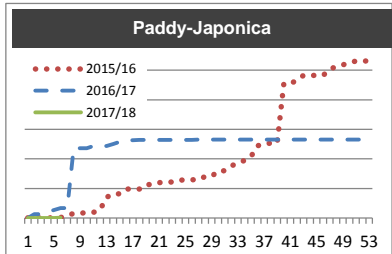
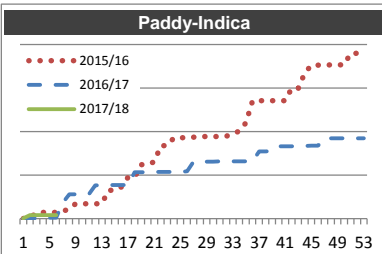
Week 1 to 6 from 01/09/2016 to 10/10/2017

(tonnes milled equivalent)

Paddy-Indica			
week	2015/16	2016/17	2017/18
1	1	0	110
2	1	103	1 650
3	2 898	103	1 650
4	2 898	394	1 651
5	2 898	394	1 652
6	2 898	394	1 652
7	3 450	7 141	
8	4 278	11 108	
9	6 849	11 108	
10	6 849	11 108	
11	6 849	11 108	
12	6 849	15 238	
13	6 849	15 238	
14	12 917	15 379	
15	12 920	15 390	
16	14 597	15 390	
17	19 001	15 394	
18	19 001	21 267	
19	24 795	21 267	
20	24 910	21 267	
21	26 014	21 455	
22	33 442	21 455	
23	33 557	21 455	
24	37 140	21 456	
25	37 140	21 456	
26	37 254	21 791	
27	37 365	26 110	
28	37 709	26 110	
29	37 709	26 214	
30	37 709	26 214	
31	37 709	26 355	
32	37 824	26 357	
33	38 969	26 357	
34	40 176	26 357	
35	43 966	26 357	
36	54 251	26 357	
37	54 251	30 891	
38	54 251	30 891	
39	54 251	31 032	
40	54 251	33 168	
41	54 251	33 168	
42	59 985	33 168	
43	59 985	33 309	
44	66 931	33 309	
45	70 495	33 450	
46	70 495	33 450	
47	70 496	36 882	
48	70 617	36 882	
49	70 617	36 882	
50	70 617	36 882	
51	76 003	36 882	
52	76 003	36 882	
53	76 003	36 882	

Paddy-Japonica			
week	2015/16	2016/17	2017/18
1	0	0	0
2	0	132	0
3	0	133	0
4	1	200	0
5	1	266	1
6	15	334	3
7	84	334	
8	150	2 366	
9	150	2 366	
10	183	2 366	
11	183	2 435	
12	273	2 435	
13	702	2 435	
14	812	2 504	
15	812	2 573	
16	979	2 637	
17	979	2 637	
18	980	2 638	
19	1 126	2 638	
20	1 126	2 638	
21	1 199	2 638	
22	1 201	2 638	
23	1 213	2 639	
24	1 286	2 639	
25	1 286	2 640	
26	1 297	2 640	
27	1 297	2 653	
28	1 397	2 653	
29	1 397	2 653	
30	1 596	2 653	
31	1 596	2 653	
32	1 764	2 653	
33	1 864	2 654	
34	1 947	2 654	
35	2 071	2 654	
36	2 439	2 654	
37	2 523	2 654	
38	2 524	2 654	
39	2 524	2 654	
40	4 553	2 655	
41	4 553	2 656	
42	4 649	2 656	
43	4 829	2 656	
44	4 829	2 656	
45	4 829	2 656	
46	4 830	2 656	
47	5 045	2 656	
48	5 114	2 656	
49	5 181	2 656	
50	5 247	2 656	
51	5 313	2 656	
52	5 313	2 657	
53	5 313	2 657	

Total paddy			
week	2015/16	2016/17	2017/18
1	1	0	110
2	1	236	1 650
3	2 898	236	1 650
4	2 899	594	1 651
5	2 899	660	1 653
6	2 913	728	1 655
7	3 534	7 475	
8	4 428	13 474	
9	7 000	13 474	
10	7 033	13 474	
11	7 033	13 543	
12	7 122	17 673	
13	7 551	17 673	
14	13 729	17 883	
15	13 731	17 963	
16	15 577	18 027	
17	19 980	18 031	
18	19 981	23 905	
19	25 921	23 905	
20	26 036	23 905	
21	27 213	24 093	
22	34 643	24 093	
23	34 770	24 093	
24	38 426	24 094	
25	38 426	24 095	
26	38 551	24 431	
27	38 662	28 763	
28	39 106	28 763	
29	39 106	28 867	
30	39 305	28 867	
31	39 305	29 008	
32	39 588	29 010	
33	40 834	29 011	
34	42 122	29 011	
35	46 036	29 011	
36	56 689	29 011	
37	56 773	33 544	
38	56 774	33 544	
39	56 775	33 685	
40	58 803	35 823	
41	58 803	35 824	
42	64 634	35 824	
43	64 813	35 965	
44	71 760	35 965	
45	75 324	36 106	
46	75 325	36 106	
47	75 541	39 538	
48	75 732	39 538	
49	75 798	39 538	
50	75 864	39 538	
51	81 317	39 538	
52	81 317	39 539	
53	81 317	39 539	



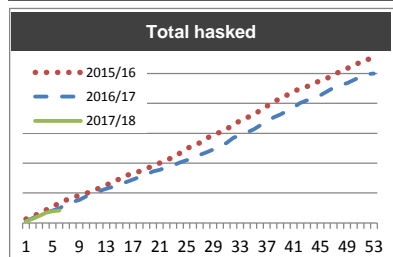
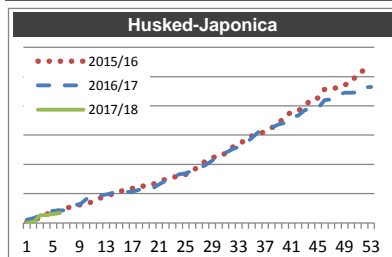
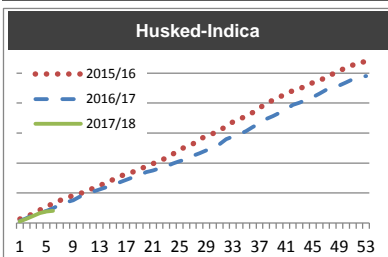
Week 1 to 6 from 01/09/2016 to 10/10/2017

(tonnes milled equivalent)

Husked-Indica			
week	2015/16	2016/17	2017/18
1	13 567	6 035	4 725
2	20 438	15 576	13 740
3	31 730	26 402	22 870
4	42 536	34 436	33 008
5	53 879	40 413	38 426
6	65 038	48 477	40 687
7	75 109	60 654	
8	83 833	69 287	
9	90 993	75 189	
10	98 002	87 315	
11	106 089	97 441	
12	115 534	104 943	
13	124 320	112 482	
14	135 060	119 238	
15	144 365	127 571	
16	156 046	135 201	
17	162 847	143 732	
18	170 397	152 186	
19	178 456	159 505	
20	189 287	169 600	
21	197 914	175 373	
22	208 334	182 831	
23	216 016	189 225	
24	230 036	198 746	
25	244 238	206 272	
26	255 760	212 792	
27	264 271	223 745	
28	279 034	232 212	
29	290 283	242 109	
30	298 428	252 383	
31	309 291	262 299	
32	323 481	279 228	
33	336 783	288 072	
34	345 498	297 295	
35	358 135	306 938	
36	369 152	320 518	
37	383 415	332 264	
38	398 522	346 636	
39	409 150	356 536	
40	420 156	367 656	
41	432 473	379 277	
42	441 593	393 578	
43	448 221	401 756	
44	457 813	410 963	
45	468 153	419 234	
46	475 033	431 945	
47	487 350	444 120	
48	497 389	452 287	
49	506 598	459 356	
50	519 772	469 249	
51	526 714	479 909	
52	536 900	488 518	
53	537 419	490 344	

Husked-Japonica			
week	2015/16	2016/17	2017/18
1	44	212	18
2	173	328	43
3	358	498	520
4	585	716	532
5	755	829	614
6	834	855	667
7	1 023	875	
8	1 095	1 226	
9	1 237	1 273	
10	1 304	1 638	
11	1 470	1 679	
12	1 685	1 875	
13	1 809	1 942	
14	1 992	2 042	
15	2 126	2 078	
16	2 295	2 108	
17	2 363	2 146	
18	2 392	2 266	
19	2 603	2 309	
20	2 626	2 361	
21	2 841	2 639	
22	2 981	2 892	
23	3 079	3 100	
24	3 238	3 310	
25	3 303	3 380	
26	3 587	3 582	
27	3 841	3 737	
28	4 232	3 948	
29	4 481	4 267	
30	4 492	4 559	
31	4 776	4 776	
32	5 177	5 025	
33	5 330	5 198	
34	5 723	5 418	
35	5 928	5 822	
36	6 076	6 205	
37	6 236	6 308	
38	6 512	6 504	
39	6 774	6 741	
40	7 306	6 832	
41	7 563	7 231	
42	7 669	7 341	
43	7 994	7 706	
44	8 469	7 783	
45	8 543	7 866	
46	9 154	8 396	
47	9 189	8 439	
48	9 237	8 742	
49	9 439	8 886	
50	9 616	8 902	
51	10 247	8 923	
52	10 440	9 273	
53	10 474	9 301	

Total husked			
week	2015/16	2016/17	2017/18
1	13 611	6 247	4 743
2	20 612	15 904	13 783
3	32 088	26 900	23 390
4	43 121	35 152	33 540
5	54 634	41 242	39 040
6	65 872	49 331	41 354
7	76 132	61 529	
8	84 927	70 514	
9	92 230	76 462	
10	99 306	88 953	
11	107 559	99 120	
12	117 219	106 817	
13	126 129	114 424	
14	137 052	121 280	
15	146 491	129 649	
16	158 342	137 309	
17	165 211	145 878	
18	172 789	154 452	
19	181 059	161 814	
20	191 913	171 961	
21	200 756	178 012	
22	211 315	185 724	
23	219 095	192 325	
24	233 274	202 056	
25	247 541	209 652	
26	259 348	216 375	
27	268 112	227 482	
28	283 266	236 160	
29	294 764	246 376	
30	302 920	256 942	
31	314 067	267 074	
32	328 658	284 253	
33	342 113	293 270	
34	351 220	302 713	
35	364 063	312 760	
36	375 228	326 723	
37	389 651	338 572	
38	405 034	353 139	
39	415 923	363 277	
40	427 462	374 488	
41	440 035	386 508	
42	449 262	400 919	
43	456 215	409 462	
44	466 282	418 745	
45	476 696	427 100	
46	484 187	440 341	
47	496 539	452 559	
48	506 627	461 029	
49	516 037	468 243	
50	529 388	478 152	
51	536 961	488 832	
52	547 340	497 791	
53	547 894	499 645	



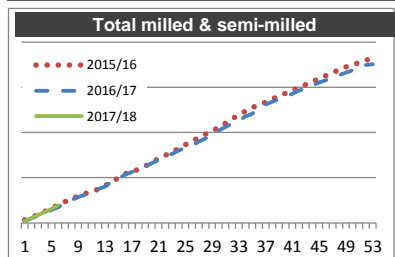
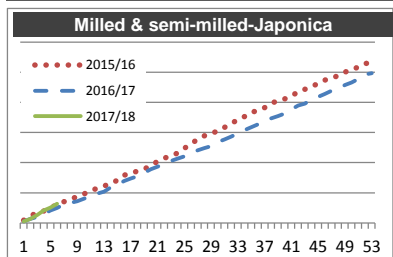
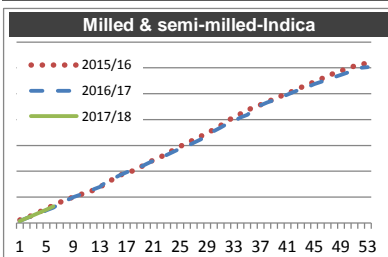
Week 1 to 6 from 01/09/2016 to 10/10/2017

(tonnes milled equivalent)

Milled & semi-milled-Indica			
week	2015/16	2016/17	2017/18
1	11 431	7 016	7 567
2	19 756	17 668	18 216
3	30 760	27 772	29 361
4	43 792	37 228	41 071
5	56 006	48 961	52 232
6	67 043	58 992	64 325
7	79 174	77 063	
8	91 559	88 217	
9	100 008	99 969	
10	109 585	108 114	
11	117 654	117 447	
12	126 172	129 757	
13	139 420	139 569	
14	156 478	160 196	
15	169 981	171 481	
16	185 205	185 750	
17	194 926	196 063	
18	202 556	204 804	
19	215 719	216 035	
20	229 110	228 889	
21	244 669	240 803	
22	255 372	251 559	
23	266 976	263 901	
24	283 418	276 490	
25	296 681	288 783	
26	310 024	296 688	
27	321 745	310 518	
28	334 486	323 530	
29	347 384	336 056	
30	361 827	354 792	
31	376 839	368 527	
32	394 918	383 366	
33	409 678	393 112	
34	423 231	408 867	
35	436 080	418 897	
36	448 026	440 677	
37	457 333	456 099	
38	468 952	466 398	
39	480 178	475 873	
40	490 907	485 905	
41	501 597	496 625	
42	512 268	507 411	
43	523 903	518 042	
44	534 999	526 440	
45	545 118	537 693	
46	556 655	545 703	
47	569 582	554 913	
48	578 904	564 189	
49	588 972	573 427	
50	597 401	582 034	
51	606 757	592 415	
52	615 238	600 165	
53	617 087	602 700	

Milled & semi-milled-Japonica			
week	2015/16	2016/17	2017/18
1	1 820	1 090	918
2	4 660	2 605	2 667
3	6 599	4 065	5 237
4	7 913	5 930	8 275
5	9 942	8 167	10 225
6	12 138	9 941	12 684
7	14 139	12 201	
8	15 932	13 247	
9	17 199	14 301	
10	19 207	16 076	
11	21 354	17 545	
12	23 034	19 549	
13	24 573	20 801	
14	26 241	23 421	
15	28 367	25 320	
16	31 639	27 739	
17	32 679	29 384	
18	34 389	31 026	
19	35 776	33 187	
20	37 877	35 591	
21	40 724	37 358	
22	42 997	39 474	
23	44 508	41 173	
24	46 446	42 606	
25	49 531	44 166	
26	52 344	46 014	
27	55 608	48 070	
28	57 754	49 597	
29	59 573	50 894	
30	60 852	53 654	
31	63 330	55 429	
32	65 640	57 212	
33	68 669	59 474	
34	70 636	61 613	
35	73 276	63 444	
36	74 516	65 300	
37	76 443	67 524	
38	79 373	69 442	
39	80 973	70 926	
40	82 297	72 480	
41	84 237	75 345	
42	86 835	77 794	
43	88 596	79 160	
44	90 468	81 612	
45	92 366	83 561	
46	94 718	85 504	
47	96 030	87 600	
48	97 709	89 024	
49	100 124	91 507	
50	101 387	93 148	
51	103 446	95 547	
52	105 821	98 507	
53	106 051	99 363	

Total milled & semi-milled			
week	2015/16	2016/17	2017/18
1	13 251	8 106	8 485
2	24 416	20 273	20 882
3	37 359	31 838	34 597
4	51 704	43 158	49 346
5	65 948	57 128	62 458
6	79 181	68 933	77 009
7	93 313	89 265	
8	107 491	101 464	
9	117 206	114 270	
10	128 793	124 190	
11	139 008	134 992	
12	149 206	149 306	
13	163 993	160 370	
14	182 719	183 617	
15	198 347	196 800	
16	216 844	213 489	
17	227 605	225 446	
18	236 946	235 830	
19	251 495	249 223	
20	266 986	264 480	
21	285 393	278 162	
22	298 368	291 033	
23	311 484	305 073	
24	329 864	319 095	
25	346 212	332 949	
26	362 368	342 702	
27	377 353	358 589	
28	392 241	373 126	
29	406 957	386 950	
30	422 678	408 446	
31	440 169	423 956	
32	460 559	440 578	
33	478 347	452 587	
34	493 866	470 480	
35	509 355	482 342	
36	522 542	505 977	
37	533 776	523 623	
38	548 325	535 840	
39	561 152	546 799	
40	573 203	558 385	
41	585 834	571 970	
42	599 103	585 205	
43	612 499	597 202	
44	625 466	608 051	
45	637 484	621 255	
46	651 373	631 207	
47	665 612	642 513	
48	676 613	653 213	
49	689 097	664 934	
50	698 789	675 182	
51	710 203	687 962	
52	721 059	698 672	
53	723 138	702 063	



Week 1 to 6 from 01/09/2016 to 10/10/2017

(tonnes milled equivalent)

Broken			
week	2015/16	2016/17	2017/18
1	7 633	5 352	6 982
2	15 993	10 696	17 819
3	19 365	15 802	29 372
4	23 820	22 434	44 372
5	28 856	30 531	55 469
6	32 899	36 525	60 960
7	42 859	40 504	
8	46 672	46 751	
9	52 953	56 957	
10	56 099	66 293	
11	63 101	78 610	
12	71 854	91 914	
13	78 736	102 865	
14	82 969	115 947	
15	89 636	125 085	
16	93 461	130 028	
17	94 579	138 460	
18	98 548	148 530	
19	106 735	152 173	
20	121 440	161 718	
21	133 734	167 365	
22	139 809	174 837	
23	146 653	179 775	
24	153 465	186 317	
25	159 401	194 509	
26	163 900	202 769	
27	170 019	209 776	
28	176 481	217 841	
29	184 064	228 496	
30	189 564	249 901	
31	198 193	258 220	
32	213 166	265 225	
33	218 101	268 863	
34	222 520	281 087	
35	229 238	289 111	
36	237 768	299 679	
37	241 887	308 982	
38	247 509	315 513	
39	251 016	319 741	
40	258 354	325 356	
41	265 401	332 594	
42	273 017	339 023	
43	285 589	344 925	
44	291 184	351 907	
45	299 433	363 819	
46	305 879	370 014	
47	314 085	379 835	
48	325 612	390 591	
49	334 057	402 985	
50	342 789	413 042	
51	354 327	422 074	
52	364 391	433 152	
53	365 185	434 878	

