


Weekly price report on Eggs prices in the EU



Period:

2016 - 2018

Week :

2018





2

Week 2018	2	€ur / kg	Varition 1 week	Varition 1 month	Varition 1 year	Variation avg 2013 - 17
EGGS Price	178.33	€ur/100 kg	- 3.8%	- 7.1%	+ 44.3%	+ 34.6%

MARKET PRICES - MEMBER STATES

EUROPEAN COMMISSION
 Directorate-General for Agriculture and Rural Development
 G3. Animal Products



Week 2

EGGS PRICE

DG-Agri-G3, Animal products

0407 00 5LM

Source: Commission Implementing Regulation (EU) 2017/1185

€ per 100 kg carcass

EGGS		BE	BG	CZ	DK	DE	EE	EL	ES	FR	HR	IE	IT	CY	LV	LT	HU	MT	NL	AT	PL	PT	RO	SI	SK	FI	SE	UK	EU (weighted avg.)		
24/07/2017	30	96.84	106.76	98.10	172.13	114.95	(*)	133.07	93.36	109.35	157.09	133.93	162.50	176.41	106.97	96.37	135.19	153.67	93.00	166.08	128.69	109.79	104.53	140.43	94.44	128.58	197.09	101.27	117.24	↔	+ 1.2%
31/07/2017	31	98.11	110.38	103.30	172.10	132.09	(*)	133.33	93.36	109.58	156.20	133.93	166.27	176.41	104.80	96.23	134.78	164.70	95.00	168.19	123.18	113.76	104.58	140.77	99.16	129.80	196.91	100.79	119.80	↔	+ 2.2%
07/08/2017	32	104.77	117.44	103.82	172.09	142.58	(*)	133.33	96.17	110.22	164.74	133.93	166.27	176.41	105.39	97.94	132.34	164.70	102.00	167.92	122.73	123.02	111.82	141.63	97.74	127.91	197.84	100.06	122.75	↔	+ 2.5%
14/08/2017	33	111.28	123.72	103.61	172.12	146.15	106.74	134.40	98.67	110.22	155.04	133.93	166.27	176.41	107.68	101.05	135.39	164.70	108.00	167.49	134.40	129.63	115.47	143.50	101.57	129.70	191.57	99.49	125.41	↔	+ 2.2%
21/08/2017	34	114.54	129.31	101.37	172.09	149.10	114.75	133.87	102.42	109.58	154.21	133.93	170.24	176.41	107.41	102.59	136.90	164.70	112.00	167.94	137.26	129.63	115.26	133.89	105.50	137.46	193.74	98.63	127.33	↔	+ 1.5%
28/08/2017	35	117.16	132.52	107.19	172.07	151.44	114.47	134.19	103.66	109.74	156.28	133.93	181.55	176.41	110.02	101.77	142.57	164.70	114.00	168.12	134.34	128.31	115.33	143.55	110.20	137.95	195.67	98.14	129.48	↔	+ 1.7%
04/09/2017	36	121.28	131.35	112.66	172.07	153.14	114.98	137.07	105.99	116.17	155.03	133.93	189.48	176.41	115.79	104.93	146.17	176.60	119.00	171.91	139.11	125.66	120.05	143.23	112.11	138.29	198.35	98.86	133.36	↑	+ 3.0%
11/09/2017	37	127.31	126.98	114.25	172.04	157.42	109.98	136.53	109.82	127.36	154.45	133.93	204.56	176.41	114.83	108.29	148.61	176.60	125.00	172.73	139.14	125.66	122.38	141.77	114.11	144.81	196.77	101.01	138.71	↑	+ 4.0%
18/09/2017	38	134.70	123.05	113.90	172.02	160.08	114.19	136.80	113.49	132.20	152.27	133.93	209.92	176.41	117.08	110.08	150.35	176.60	132.00	184.53	141.73	129.63	122.64	135.40	116.72	145.93	198.35	102.52	142.20	↑	+ 2.5%
25/09/2017	39	139.22	127.91	117.13	172.02	176.91	113.80	138.27	119.62	141.81	149.65	133.93	214.48	176.41	119.02	111.14	149.81	176.60	137.00	187.47	147.35	134.92	126.11	143.68	118.15	147.96	198.68	102.97	148.28	↑	+ 4.3%
02/10/2017	40	148.27	129.58	127.13	171.99	187.60	111.95	147.33	127.84	148.31	153.96	133.93	214.68	176.41	126.79	113.93	154.14	182.88	146.00	188.36	163.24	141.53	127.84	136.44	126.46	141.51	184.07	101.82	154.02	↑	+ 3.9%
09/10/2017	41	159.46	126.85	132.66	171.97	202.04	114.04	146.67	138.27	156.09	155.16	133.93	222.82	176.41	125.12	114.00	166.46	182.88	157.00	189.01	158.17	148.81	151.00	139.57	128.96	144.20	187.41	101.22	161.48	↑	+ 4.8%
16/10/2017	42	168.27	133.67	135.88	171.95	209.49	119.14	146.93	153.87	166.09	156.40	133.93	226.98	176.41	158.34	115.48	171.83	182.88	166.00	188.90	178.15	158.73	150.77	146.22	144.73	142.64	193.87	101.36	169.41	↑	+ 4.9%
23/10/2017	43	182.00	133.09	137.54	171.98	214.76	116.62	146.67	158.84	182.60	156.59	133.93	230.16	176.41	134.14	121.13	176.27	182.88	180.00	190.33	190.09	162.70	180.24	145.00	145.16	145.05	191.87	101.69	177.36	↑	+ 4.7%
30/10/2017	44	196.76	156.71	179.76	172.01	218.80	119.68	151.07	168.53	186.89	160.63	133.93	242.86	176.41	139.36	127.13	198.30	187.60	195.00	191.49	203.43	164.02	188.70	149.63	179.10	145.14	181.54	102.48	186.28	↑	+ 5.0%
06/11/2017	45	200.89	171.78	209.35	171.99	218.95	119.22	149.87	170.24	197.60	158.96	133.93	237.70	176.41	150.83	124.39	221.44	187.60	200.00	192.14	213.19	170.63	195.57	146.49	203.44	144.78	178.35	102.36	190.54	↔	+ 2.3%
13/11/2017	46	200.97	171.55	216.02	172.01	218.43	120.94	149.87	168.73	205.46	165.10	133.93	237.70	176.41	149.53	126.74	212.89	187.60	200.00	190.80	219.58	170.63	195.84	149.75	226.19	145.66	183.32	101.42	192.07	↔	+ 0.8%
20/11/2017	47	199.62	170.65	214.02	172.00	218.17	121.96	150.53	170.01	207.04	163.69	133.93	240.87	176.41	146.15	130.24	225.37	187.60	199.00	191.54	218.93	170.63	201.10	150.21	236.75	146.33	176.86	101.74	193.12	↔	+ 0.5%
27/11/2017	48	199.06	169.48	213.71	171.99	217.95	124.08	150.80	169.25	207.28	161.33	140.54	242.46	176.41	152.80	134.60	231.90	187.60	199.00	193.51	220.66	170.63	199.14	147.18	234.66	146.51	176.24	102.12	193.51	↔	+ 0.2%
04/12/2017	49	198.35	153.23	211.88	172.00	218.17	125.55	151.07	167.26	207.28	167.99	140.54	263.00	176.41	151.73	127.98	243.76	189.66	198.00	196.17	216.81	170.63	195.62	147.59	231.94	146.83	181.13	102.96	195.33	↔	+ 0.9%
11/12/2017	50	198.35	170.78	212.00	171.97	218.32	125.94	150.13	162.26	207.36	167.85	140.54	245.24	176.41	163.25	131.17	246.33	189.66	198.00	195.69	209.57	170.63	191.67	146.33	213.20	144.55	180.38	102.81	192.04	↓	- 1.7%
18/12/2017	51	197.71	169.76	204.79	171.95	218.75	(*)	(*)	158.50	207.44	166.09	150.46	245.24	176.41	164.30	132.95	237.68	189.66	197.00	192.03	206.39	170.63	186.53	146.64	192.46	147.85	187.79	102.35	190.67	↔	- 0.7%
25/12/2017	52	196.20	158.42	204.45	171.93	216.78	128.02	(*)	155.87	207.04	167.56	150.46	245.24	176.41	152.30	132.49	245.78	189.66	196.00	192.58	206.57	170.63	185.84	147.78	165.99	146.78	187.03	102.13	189.59	↔	- 0.6%
01/01/2018	1	191.92	161.79	167.97	171.93	211.56	127.71	147.20	(*)	204.66	169.05	150.46	245.24	176.41	170.84	123.58	228.91	(*)	191.00	194.03	196.63	170.63	170.78	149.67	153.29	145.46	186.93	101.90	185.38	↓	- 2.2%
08/01/2018	2	178.43	154.64	162.39	171.87	205.73	134.01	146.67	136.23	199.82	162.85	150.46	232.34	176.41	153.85	121.76	229.00	(*)	178.00	194.76	(*)	165.34	(*)	146.95	143.55	149.08	(*)	(*)	178.33	↓	- 3.8%

	BE	BG	CZ	DK	DE	EE	EL	ES	FR	HR	IE	IT	CY	LV	LT	HU	MT	NL	AT	PL	PT	RO	SI	SK	FI	SE	UK
Change 1 week	-7.0%	-4.4%	-3.3%	-0.0%	-2.8%	+4.9%	-0.4%		-2.4%	-3.7%	+0.0%	-5.3%	+0.0%	-9.9%	-1.5%	+0.0%		-6.8%	+0.4%		-3.1%		-1.8%	-6.4%	+2.5%		
Change 4 week	-10.0%	-9.5%	-23.4%	-0.1%	-5.8%	+6.4%	-2.3%	-16.0%	-3.6%	-3.0%	+7.1%	-5.3%	+0.0%	-5.8%	-7.2%	-7.0%		-10.1%	-0.5%		-3.1%		+0.4%	-32.7%	+3.1%		
Change 1 year	+72.0%	+22.7%	+45.4%	-0.2%	+79.3%	+6.3%	+10.0%	+38.3%	+50.4%	-2.4%	+9.6%	+49.7%	+0.0%	+30.2%	+6.2%	+54.9%		+76.2%	+14.5%		+40.5%		+4.7%	+26.3%	+18.0%		

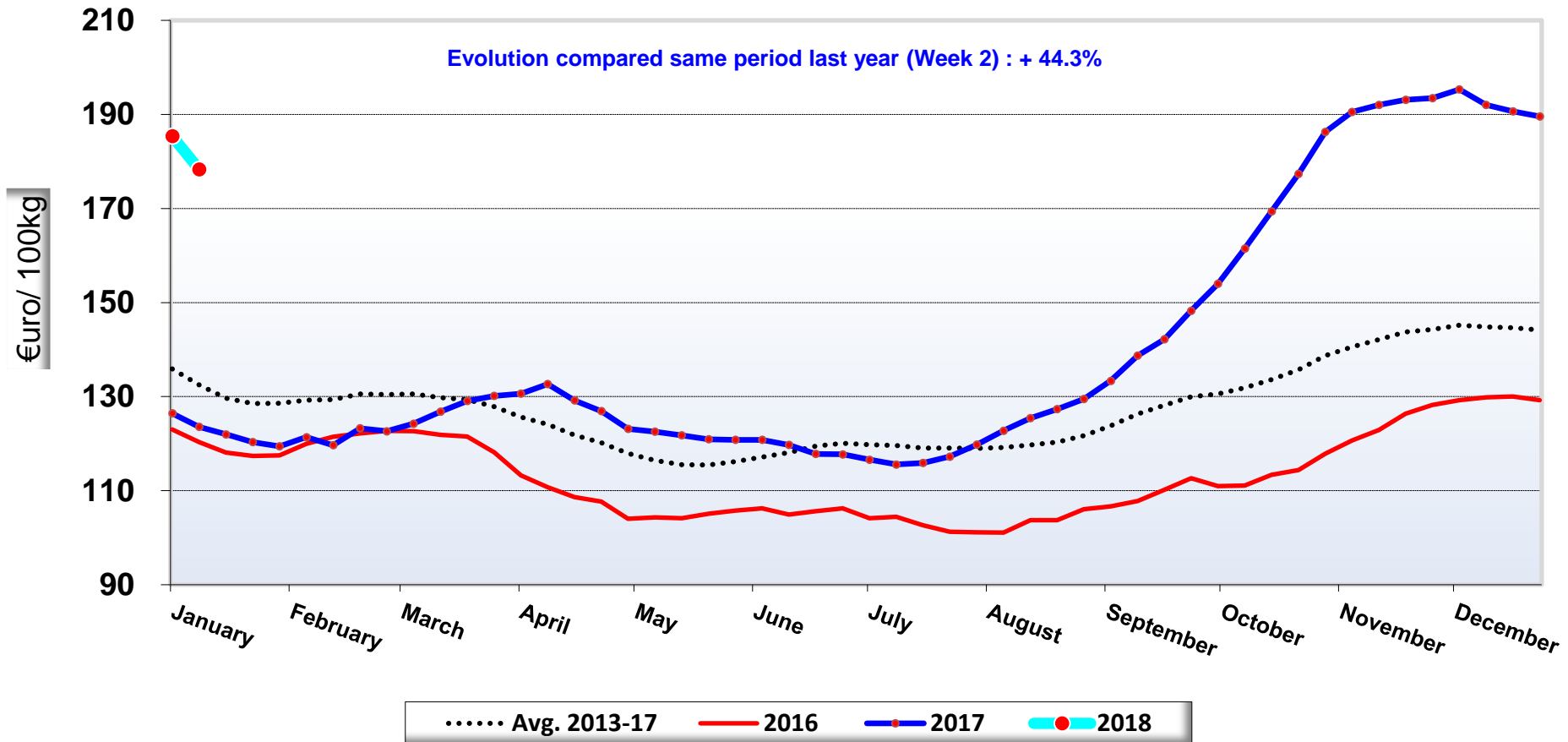
EU (weighted avg.)
-3.8%
-7.1%
+44.3%

(*) Data unavailable

c Confidential

Evolution of the weekly EU average price for **Class A eggs** in packing stations

Latest price ==> 178.33 EUR/100 kg



Source: MSs notifications (Commission Implementing Regulation (EC) 2017/1185)

Monthly Market Prices for Eggs (L&M) in the E.U.

By 100 kg		December	January	February	March	April	May	June	July	August	September	October	November	December	change -1 year
Belgique	EUR	114.81	104.09	101.48	110.73	116.54	108.79	106.68	98.25	108.76	128.99	165.77	199.68	197.79	+72.3%
Bulgarie	EUR	128.72	124.65	124.41	127.89	124.80	101.01	102.50	95.22	122.12	127.82	132.38	168.64	163.67	+27.1%
Bulgarie	BGN	251.75	243.80	243.33	250.14	244.09	197.56	200.47	186.23	238.84	250.00	258.90	329.83	320.11	+27.1%
République tchèque	EUR	113.23	113.40	114.47	119.26	115.97	109.32	104.83	99.42	103.55	113.67	135.78	207.64	208.80	+84.4%
République tchèque	CZK	3060.81	3064.12	3093.16	3222.70	3110.51	2907.33	2754.43	2593.85	2702.73	2963.88	3499.10	5305.45	5352.46	+74.9%
Danemark	EUR	172.13	172.15	172.16	172.16	172.10	172.05	172.10	172.12	172.10	172.04	171.98	172.00	171.97	-0.1%
Danemark	DKK	1280.00	1280.00	1280.00	1280.00	1280.00	1280.00	1280.00	1280.00	1280.00	1280.00	1280.00	1280.00	1280.00	+0.0%
Allemagne	EUR	126.08	115.80	113.10	133.26	143.24	133.95	129.42	115.63	143.97	160.34	203.60	218.49	218.00	+72.9%
Estonie	EUR	111.86	114.24	108.28	108.86	115.85	113.84	113.87	115.36	113.30	113.34	115.66	120.99	126.14	+12.8%
Irlande	EUR	137.24	137.24	137.24	137.24	137.24	136.17	133.93	133.93	133.93	133.93	133.93	134.81	145.02	+5.7%
Grèce	EUR	142.20	135.74	132.61	132.94	132.82	132.95	132.92	132.74	133.80	136.83	146.89	150.35	150.41	+5.8%
Espagne	EUR	103.22	98.39	94.38	106.88	105.55	95.22	89.21	93.34	98.57	111.13	145.43	169.42	161.77	+56.7%
France	EUR	140.20	127.64	111.67	119.61	122.01	118.68	117.72	110.63	109.89	127.01	164.10	201.14	207.28	+47.8%
Croatie	EUR	165.48	167.20	168.47	167.16	161.27	157.40	152.40	157.56	157.43	153.30	155.67	162.09	166.79	+0.8%
Croatie	HRK	1247.67	1259.18	1254.78	1240.69	1200.97	1170.00	1129.27	1167.72	1165.87	1143.47	1168.69	1223.79	1257.39	+0.8%
Italie	EUR	155.07	155.60	157.34	162.01	165.65	161.30	158.89	161.76	169.14	201.98	224.60	239.93	248.98	+60.6%
Chypre	EUR	176.41	176.41	176.41	176.41	176.41	176.41	176.41	176.41	176.41	176.41	176.41	176.41	176.41	+0.0%
Lettonie	EUR	115.14	117.07	116.58	121.48	119.82	111.40	107.98	102.43	106.85	115.94	135.76	147.79	157.40	+36.7%
Lituanie	EUR	113.01	113.58	112.58	113.16	109.30	103.56	101.39	95.80	99.86	107.84	116.68	128.12	131.48	+16.3%
Hongrie	EUR	142.87	146.48	151.40	149.35	143.14	135.36	133.85	133.80	135.85	148.08	168.62	217.90	242.28	+69.6%
Hongrie	HUF	44583.64	45245.73	46746.46	46253.66	44584.36	41964.46	41250.81	41061.38	41353.92	45621.66	52252.51	67956.23	75813.29	+70.0%
Malte	EUR	154.36	157.00	161.23	161.85	148.97	158.69	155.66	154.12	164.70	175.41	182.98	187.60	189.46	+22.7%
Pays-Bas	EUR	114.81	101.68	99.18	108.71	114.37	106.77	104.03	94.35	105.81	126.53	163.55	198.80	197.42	+72.0%
Autriche	EUR	171.41	170.62	170.19	170.29	170.72	165.50	169.20	166.35	167.91	177.78	189.25	191.76	194.06	+13.2%
Pologne	EUR	131.99	126.58	138.36	127.97	147.59	121.08	121.31	120.57	130.23	140.90	173.61	215.39	210.88	+59.8%
Pologne	PLN	585.30	553.77	596.17	549.24	625.69	508.98	510.45	510.56	555.56	601.35	740.04	910.89	886.32	+51.4%
Portugal	EUR	129.67	116.04	112.43	123.76	128.82	110.90	107.41	109.92	124.90	128.70	153.08	169.53	170.63	+31.6%
Romanie	EUR	129.19	128.38	125.45	113.58	101.58	94.84	92.03	96.95	112.47	121.94	153.95	196.25	190.81	+47.7%
Romanie	RON	583.48	578.23	566.11	516.35	460.20	431.71	420.70	442.87	515.00	560.77	706.74	909.30	884.71	+51.6%
Slovenie	EUR	143.08	140.89	137.72	142.49	137.07	137.83	137.41	139.44	140.39	141.18	142.37	148.73	147.09	+2.8%
Slovaquie	EUR	117.58	113.90	116.98	115.89	115.70	108.15	103.30	98.75	102.24	114.67	138.50	216.63	204.16	+73.6%
Finlande	EUR	130.47	127.66	128.86	130.04	129.02	130.10	131.34	130.65	132.13	143.49	143.61	145.64	146.50	+12.3%
Suède	EUR	193.39	196.14	194.93	196.74	192.84	192.46	188.40	194.32	195.04	197.78	189.11	179.41	183.32	-5.2%
Suède	SEK	1878.19	1865.97	1846.32	1874.68	1849.60	1867.87	1837.13	1865.16	1862.87	1885.03	1818.65	1765.13	1821.39	-3.0%
Royaume-Uni	EUR	110.09	108.02	109.03	107.54	109.06	108.12	105.42	102.77	99.50	100.96	101.63	101.98	102.52	-6.9%
Royaume-Uni	GBP	93.04	93.04	93.04	93.04	92.58	92.38	92.38	91.07	90.53	90.53	90.53	90.53	90.53	-2.7%
EU	EUR	128.73	123.42	121.49	126.79	130.01	122.29	119.71	116.52	124.68	139.27	166.34	191.18	192.06	+49.2%

Annual Market Prices for Eggs (L&M) in the E.U.

	2013	2014	2015	2016
BE	92.79	99.21	108.07	92.72
BG	118.03	110.73	115.64	107.64
CZ	105.02	104.37	107.86	95.76
DK	171.63	171.70	171.61	171.97
DE	115.64	111.95	118.66	107.47
EE	125.70	122.34	116.65	111.05
IE	146.10	138.97	139.12	137.35
EL	162.72	158.22	161.00	148.88
ES	101.21	106.25	101.07	83.91
FR	102.10	105.64	116.02	110.06
HR	172.75	161.04	164.56	162.29
IT	221.98	208.08	180.18	149.99
CY	177.32	176.15	176.17	176.14
LV	119.70	120.04	116.81	101.36
LT	114.29	109.09	109.20	102.44
HU	121.79	122.39	129.47	120.24
MT	159.76	144.22	155.31	157.11
NL	96.78	100.83	109.93	93.08
AT	163.85	172.26	161.56	168.71
PL	129.13	125.03	134.52	125.75
PT	109.42	114.07	120.49	102.69
RO	102	103	103	97
SI	143.91	142.74	141.41	137.07
SK	113.11	107.55	110.91	98.95
FI	171.41	142.88	151.90	141.89
SE	212.53	199.59	202.44	197.28
UK	140.88	137.99	145.32	112.58
EU	128.95	127.61	128.89	113.71