



EUROPEAN COMMISSION  
EUROSTAT

Directorate F: Social Statistics  
**Unit F-4: Quality of life**

---

DocSILC065 (2021 operation)

## **METHODOLOGICAL GUIDELINES AND DESCRIPTION OF EU-SILC TARGET VARIABLES**

2021 operation (Version 4\_09/12/2020)

# TABLE OF CONTENTS

<b>PART I: EU-SILC GUIDELINES</b> .....	<b>13</b>
1. Introduction.....	14
2. Standardised and core variables .....	19
3. Technical definitions .....	21
4. General description .....	24
5. Income data.....	38
6. Flags .....	46
7. Data collection .....	58
8. <b>Weights</b> .....	68
9. Timeliness .....	91
<b>PART II: DESCRIPTION OF EU-SILC VARIABLES</b> .....	<b>92</b>
<b>HOUSEHOLD REGISTER (D-FILE)</b> .....	<b>93</b>
DB010: Year of the survey.....	94
DB020: Country of residence .....	95
DB030: Household ID.....	96
DB040: Region of residence.....	97
DB050: Stratum .....	98
DB060: Primary sampling units [PSU].....	100
DB062: Secondary sampling units [SSU].....	102
DB070: Order of selection of PSU.....	103
DB075: Rotation group .....	105
DB076: Interview wave .....	106
DB080: Household design weight.....	107
DB090: Household cross-sectional weight .....	108
DB095: Household longitudinal weight .....	110

<b>DB100: Degree of urbanisation</b> .....	<b>111</b>
<b>DB110: Household status</b> .....	<b>113</b>
<b>DB120: Contact at address</b> .....	<b>115</b>
<b>DB130: Household questionnaire result</b> .....	<b>117</b>
<b>DB135: Household interview acceptance</b> .....	<b>119</b>
<b>HOUSEHOLD DATA (H-FILE)</b> .....	<b>120</b>
<b>HB010: Year of the survey</b> .....	<b>121</b>
<b>HB020: Country of residence</b> .....	<b>122</b>
<b>HB030: Household ID</b> .....	<b>124</b>
<b>HB040: Day of household interview</b> .....	<b>125</b>
<b>HB050: Month of household interview</b> .....	<b>126</b>
<b>HB060: Year of household interview</b> .....	<b>127</b>
<b>HB070: Person responding to the household questionnaire</b> .....	<b>128</b>
<b>HB100: Number of minutes to complete the household questionnaire</b> .....	<b>129</b>
<b>HB110: Household type</b> .....	<b>130</b>
<b>HB120: Household size</b> .....	<b>132</b>
<b>HB130: Interview mode used (household)</b> .....	<b>133</b>
<b>HH010: Dwelling type</b> .....	<b>134</b>
<b>HH021: Tenure status</b> .....	<b>136</b>
<b>HH030: Number of rooms available to the household</b> .....	<b>139</b>
<b>HH050: Ability to keep home adequately warm</b> .....	<b>140</b>
<b>HH060: Current rent related to the occupied dwelling</b> .....	<b>141</b>
<b>HH070: Total housing cost</b> .....	<b>143</b>
<b>HH071: Mortgage principal repayment</b> .....	<b>145</b>
<b>HS011: Arrears on mortgage or rental payments</b> .....	<b>146</b>
<b>HS021: Arrears on utility bills</b> .....	<b>148</b>
<b>HS022: Reduced utility costs</b> .....	<b>149</b>
<b>HS031: Arrears on hire purchase instalments or other loan payments</b> .....	<b>150</b>
<b>HS040: Capacity to afford paying for one week annual holiday away from home</b> .....	<b>151</b>
<b>HS050: Capacity to afford a meal with meat, chicken, fish or vegetarian equivalent every second day</b> .....	<b>152</b>

<b>HS060: Capacity to face unexpected financial expenses.....</b>	<b>153</b>
<b>HS090: Do you have a computer.....</b>	<b>154</b>
<b>HS110: Do you have a car .....</b>	<b>155</b>
<b>HS120: Ability to make ends meet .....</b>	<b>156</b>
<b>HS150: Financial burden of the repayment of debts from hire purchases or loans.....</b>	<b>157</b>
<b>HD080: Replacing worn-out furniture .....</b>	<b>158</b>
<b>HI010: Change in the household income compared to previous year .....</b>	<b>159</b>
<b>HI020: Reason for increase in income.....</b>	<b>160</b>
<b>HI030: Reason for decrease in income.....</b>	<b>161</b>
<b>HI040: Expectation of the household income in the next 12 months .....</b>	<b>163</b>
<b>HY010: Total household gross income .....</b>	<b>164</b>
<b>HY020: Total disposable household income.....</b>	<b>166</b>
<b>HY022: Total disposable household income before social transfers other than old-age and survivor's benefits.....</b>	<b>168</b>
<b>HY023: Total disposable household income before social transfers including old-age and survivor's benefits .....</b>	<b>170</b>
<b>HY040G/HY040N: Income from rental of a property or land .....</b>	<b>172</b>
<b>HY050G/HY050N: Family/children-related allowances .....</b>	<b>174</b>
<b>HY051G: Family/children-related allowances [contributory and means-tested] .....</b>	<b>177</b>
<b>HY052G: Family/children-related allowances [contributory and non-means tested].....</b>	<b>180</b>
<b>HY053G: Family/children-related allowances [non-contributory and means-tested].....</b>	<b>182</b>
<b>HY054G: Family/children-related allowance [non-contributory and non-means-tested] .</b>	<b>184</b>
<b>HY060G/HY060N: Social exclusion not elsewhere classified .....</b>	<b>186</b>
<b>HY061G: Social exclusion not elsewhere classified [contributory and means-tested]....</b>	<b>188</b>
<b>HY062G: Social exclusion not elsewhere classified [contributory and non-means-tested] .....</b>	<b>190</b>
<b>HY063G: Social exclusion not elsewhere classified [non-contributory and means-tested] .....</b>	<b>192</b>
<b>HY064G: Social exclusion not elsewhere classified [non-contributory and non-means-tested] .....</b>	<b>194</b>
<b>HY070G/HY070N: Housing allowances.....</b>	<b>196</b>
<b>HY071G: Housing allowances [contributory and means-tested].....</b>	<b>198</b>
<b>HY072G: Housing allowances [contributory and non-means-tested] .....</b>	<b>200</b>

<b>HY073G: Housing allowances [non-contributory and means-tested]</b> .....	<b>202</b>
<b>HY074G: Housing allowances [non-contributory and non-means-tested]</b> .....	<b>204</b>
<b>HY080G/HY080N: Regular inter-household cash transfer received</b> .....	<b>206</b>
<b>HY081G/HY081N: Alimonies received [compulsory + voluntary]</b> .....	<b>209</b>
<b>HY090G/HY090N: Interest, dividends, profit from capital investments in unincorporated business</b> .....	<b>211</b>
<b>HY100G/HY100N: Interest repayments on mortgage</b> .....	<b>213</b>
<b>HY110G/HY110N: Income received by people aged under 16</b> .....	<b>215</b>
<b>HY120G/HY120N: Regular taxes on wealth</b> .....	<b>217</b>
<b>HY121G/HY121N: Taxes paid on ownership of household main dwelling</b> .....	<b>219</b>
<b>HY130G/HY130N: Regular interhousehold cash transfer paid</b> .....	<b>221</b>
<b>HY131G/HY131N: Alimonies paid [compulsory + voluntary]</b> .....	<b>223</b>
<b>HY140G/HY140N: Tax on income and social contributions</b> .....	<b>225</b>
<b>HY145N: Repayments/receipts for tax adjustment</b> .....	<b>227</b>
<b>HY170G/HY170N: Value of goods produced for own consumption</b> .....	<b>229</b>
<b>PERSONAL REGISTER (R-FILE)</b> .....	<b>232</b>
<b>RB010: Year of the survey</b> .....	<b>233</b>
<b>RB020: Country of residence</b> .....	<b>234</b>
<b>RB030: Personal ID</b> .....	<b>236</b>
<b>RB032: Sequential number of the persons in the household</b> .....	<b>237</b>
<b>RB040: Current household identification (ID)</b> .....	<b>238</b>
<b>RB050: Personal cross-sectional weight</b> .....	<b>239</b>
<b>RB060: Personal base weight</b> .....	<b>240</b>
<b>RB062: Longitudinal weight [two-year duration]</b> .....	<b>241</b>
<b>RB063: Longitudinal weight [three-year duration]</b> .....	<b>242</b>
<b>RB064: Longitudinal weight [four-year duration]</b> .....	<b>243</b>
<b>RB065: Longitudinal weight [five-year duration]</b> .....	<b>244</b>
<b>RB066: Longitudinal weight [six-year duration]</b> .....	<b>245</b>
<b>RB080: Year of birth</b> .....	<b>246</b>
<b>RB081: Age in completed years (at the end of income reference period)</b> .....	<b>247</b>
<b>RB082: Age in completed years at the time of the interview</b> .....	<b>249</b>

<b>RB083: Passing of birthday at the time of the interview .....</b>	<b>251</b>
<b>RB090: Sex        252</b>	
<b>RB100: Sample person or co-resident.....</b>	<b>253</b>
<b>RB110: Membership status .....</b>	<b>254</b>
<b>RB120: Location where the person moved .....</b>	<b>256</b>
<b>RB200: Residential status .....</b>	<b>257</b>
<b>RB211: Main activity status (self-defined).....</b>	<b>258</b>
<b>RB220: Father ID .....</b>	<b>260</b>
<b>RB230: Mother ID.....</b>	<b>261</b>
<b>RB240: Spouse/partner ID.....</b>	<b>262</b>
<b>RB245: Respondent status.....</b>	<b>263</b>
<b>RB250: Data status .....</b>	<b>264</b>
<b>RB280: Country of birth.....</b>	<b>265</b>
<b>RB285: Duration of stay in the country of residence in completed years.....</b>	<b>267</b>
<b>RB290: Country of main citizenship .....</b>	<b>269</b>
<b>RL010: Education at pre-school.....</b>	<b>271</b>
<b>RL020: Education at compulsory school .....</b>	<b>272</b>
<b>RL030: Childcare at centre-based services [outside school hours (before/after)].....</b>	<b>273</b>
<b>RL040: Childcare at day-care centre .....</b>	<b>274</b>
<b>RL050: Childcare by a professional child-minder at child's home or at child-minder's home .....</b>	<b>275</b>
<b>RL060: Childcare by grand-parents, household members other than parents, other relatives, friends or neighbours.....</b>	<b>277</b>
<b>RL070: Childrens' cross-sectional weight for childcare .....</b>	<b>279</b>
<b>RG_Z#: Grid .....</b>	<b>281</b>
<b>PERSONAL DATA (P-FILE).....</b>	<b>287</b>
<b>PB010: Year of the survey .....</b>	<b>290</b>
<b>PB020: Country of residence .....</b>	<b>291</b>
<b>PB030: Personal ID .....</b>	<b>293</b>
<b>PB040: Personal cross-sectional weight [all household members aged 16 and over] ....</b>	<b>294</b>
<b>PB050: Personal base weight [all household members aged 16 and over] .....</b>	<b>295</b>
<b>PB060: Personal cross-sectional weight for selected respondent.....</b>	<b>296</b>

<b>PB070: Personal design weight for selected respondent .....</b>	<b>297</b>
<b>PB080: Personal base weight for selected respondent.....</b>	<b>298</b>
<b>PB090: Day of the personal interview.....</b>	<b>299</b>
<b>PB100: Month of the personal interview .....</b>	<b>300</b>
<b>PB110: Year of the personal interview .....</b>	<b>301</b>
<b>PB120: Minutes to complete the personal questionnaire .....</b>	<b>302</b>
<b>PB140: Year of birth.....</b>	<b>303</b>
<b>PB150: Sex .....</b>	<b>304</b>
<b>PB160: Father ID .....</b>	<b>305</b>
<b>PB170: Mother ID .....</b>	<b>306</b>
<b>PB180: Spouse/partner ID .....</b>	<b>307</b>
<b>PB190: Marital status.....</b>	<b>308</b>
<b>PB200: Consensual union.....</b>	<b>309</b>
<b>PB205: Partners living in the same household.....</b>	<b>310</b>
<b>PB230: Country of birth of father.....</b>	<b>311</b>
<b>PB240: Country of birth of mother.....</b>	<b>313</b>
<b>PB260: Nature of participation in the survey .....</b>	<b>315</b>
<b>PB265: Personal ID of person who filled in the individual questionnaire .....</b>	<b>316</b>
<b>PB270: Interviewing mode used (person) .....</b>	<b>317</b>
<b>PE010: Participation in formal education and training (student or apprentice) .....</b>	<b>319</b>
<b>PE021: Level of current/most recent formal education or training activity .....</b>	<b>321</b>
<b>PE041: Educational attainment level .....</b>	<b>324</b>
<b>PH010: Self-perceived General health.....</b>	<b>328</b>
<b>PH020: Suffer from any chronic [long-standing] illness or condition.....</b>	<b>330</b>
<b>PH030: Limitation in activities because of health problems.....</b>	<b>332</b>
<b>PH040: Unmet need for medical examination or treatment .....</b>	<b>335</b>
<b>PH050: Main reason for unmet need for medical examination or treatment.....</b>	<b>338</b>
<b>PH060: Unmet need for dental examination or treatment .....</b>	<b>341</b>
<b>PH070: Main reason for unmet need for dental examination or treatment .....</b>	<b>343</b>
<b>PD020: Replace worn-out clothes by some new (not second-hand) ones.....</b>	<b>345</b>
<b>PD030: Two pairs of properly fitting shoes [including a pair of all-weather shoes] .....</b>	<b>346</b>

<b>PD050: Get-together with friends/family [relatives] for a drink/meal at least once a month</b>	<b>347</b>
<b>PD060: Regularly participate in a leisure activity</b>	<b>348</b>
<b>PD070: Spend a small amount of money each week on yourself</b>	<b>349</b>
<b>PD080: Internet connection for personal use at home</b>	<b>350</b>
<b>PW010: Overall life satisfaction</b>	<b>351</b>
<b>PW191: Trust in others</b>	<b>352</b>
<b>PL016: Existence of previous employment experience</b>	<b>353</b>
<b>PL032: Self-defined current economic status</b>	<b>355</b>
<b>PL040A: Status in employment (main job)</b>	<b>358</b>
<b>PL040B: Status in employment (last job)</b>	<b>361</b>
<b>PL051A: Occupation in main job</b>	<b>363</b>
<b>PL051B: Occupation (last job)</b>	<b>365</b>
<b>PL060: Number of hours usually worked per week in the main job</b>	<b>366</b>
<b>PL073: Number of months spent in full-time work as employee</b>	<b>367</b>
<b>PL074: Number of months spent in part-time work as employee</b>	<b>370</b>
<b>PL075: Number of months spent in full-time work as self-employed [including family worker]</b>	<b>372</b>
<b>PL076: Number of months spent in part-time work as self-employed [including family worker]</b>	<b>375</b>
<b>PL080: Number of months spent in unemployment</b>	<b>377</b>
<b>PL085: Number of months spent in retirement</b>	<b>378</b>
<b>PL086: Number of months unable to work due to long-standing health problems</b>	<b>379</b>
<b>PL087: Number of months spent studying</b>	<b>380</b>
<b>PL088: Number of months spent in compulsory military service</b>	<b>381</b>
<b>PL089: Number of months spent fulfilling domestic tasks</b>	<b>382</b>
<b>PL090: Number of months spent in other inactivity</b>	<b>383</b>
<b>PL100: Total number of hours per week usually worked in the second, third,..jobs</b>	<b>384</b>
<b>PL111A: Economic activity of the local unit for the main job</b>	<b>385</b>
<b>PL111B: Economic activity of the local unit (last job)</b>	<b>387</b>
<b>PL141: Permanency of main job</b>	<b>389</b>
<b>PL145: Full or part-time main job (self-defined)</b>	<b>391</b>



<b>PL150: Supervisory responsibility in the main job.....</b>	<b>393</b>
<b>PL200: Number of years spent in paid work [as employee or self-employed] .....</b>	<b>395</b>
<b>PL211A: Main activity in January.....</b>	<b>396</b>
<b>PL211B: Main activity in February .....</b>	<b>398</b>
<b>PL211C: Main activity in March.....</b>	<b>400</b>
<b>PL211D: Main activity in April .....</b>	<b>402</b>
<b>PL211E: Main activity in May .....</b>	<b>404</b>
<b>PL211F: Main activity in June .....</b>	<b>406</b>
<b>PL211G: Main activity in July.....</b>	<b>408</b>
<b>PL211H: Main activity in August.....</b>	<b>410</b>
<b>PL211I: Main activity in September .....</b>	<b>412</b>
<b>PL211J: Main activity in October .....</b>	<b>414</b>
<b>PL211K: Main activity in November .....</b>	<b>416</b>
<b>PL211L: Main activity in December .....</b>	<b>418</b>
<b>PL271: Duration of the most recent unemployment spell.....</b>	<b>420</b>
<b>PY010G/PY010N: Employee cash or near cash income .....</b>	<b>422</b>
<b>PY020G/PY020N: Non-cash employee income .....</b>	<b>424</b>
<b>PY021G/PY021N: Company car.....</b>	<b>426</b>
<b>PY030G: Employer’s social insurance contribution.....</b>	<b>430</b>
<b>PY035G/PY035N: Contributions to individual private pension plans.....</b>	<b>432</b>
<b>PY050G/PY050N: Cash benefits or losses from self-employment .....</b>	<b>434</b>
<b>PY080G/PY080N: Pension from individual private plans .....</b>	<b>438</b>
<b>PY090G/PY090N: Unemployment benefits.....</b>	<b>440</b>
<b>PY091G: Unemployment benefits [contributory and means tested] .....</b>	<b>442</b>
<b>PY092G: Unemployment benefits [contributory and non-means-tested] .....</b>	<b>445</b>
<b>PY093G: Unemployment benefits [non-contributory and means tested] .....</b>	<b>448</b>
<b>PY094G: Unemployment benefits [non-contributory and non-means-tested].....</b>	<b>450</b>
<b>PY100G/PY100N: Old-age benefits .....</b>	<b>452</b>
<b>PY101G: Old-age benefits (Contributory and means-tested).....</b>	<b>454</b>
<b>PY102G: Old-age benefits (Contributory and non means-tested) .....</b>	<b>456</b>
<b>PY103G: Old-age benefits (Non-contributory and means-tested) .....</b>	<b>458</b>

<b>PY104G: Old-age benefits (Non-contributory and non means-tested)</b> .....	<b>460</b>
<b>PY110G/PY110N: Survivor’s benefits</b> .....	<b>462</b>
<b>PY111G: Survivor’s benefits [contributory and means-tested]</b> .....	<b>464</b>
<b>PY112G: Survivor’s benefits [contributory and non-means-tested]</b> .....	<b>466</b>
<b>PY113G: Survivor’s benefits [non-contributory and means-tested]</b> .....	<b>468</b>
<b>PY114G: Survivor’s benefits [non-contributory and non-means-tested]</b> .....	<b>470</b>
<b>PY120G/PY120N: Sickness benefits</b> .....	<b>472</b>
<b>PY121G: Sickness benefits [contributory and means-tested]</b> .....	<b>474</b>
<b>PY122G: Sickness benefits [contributory and non-means-tested]</b> .....	<b>476</b>
<b>PY123G: Sickness benefits [non-contributory and means-tested]</b> .....	<b>478</b>
<b>PY124G: Sickness benefits [non-contributory and non-means-tested]</b> .....	<b>480</b>
<b>PY130G/PY130N: Disability benefits</b> .....	<b>482</b>
<b>PY131G: Disability benefits [contributory and means-tested]</b> .....	<b>484</b>
<b>PY132G: Disability benefits [contributory and non-means-tested]</b> .....	<b>486</b>
<b>PY133G: Disability benefits [non-contributory and means-tested]</b> .....	<b>488</b>
<b>PY134G: Disability benefits [non-contributory and non-means-tested]</b> .....	<b>490</b>
<b>PY140G/PY140N: Education related allowances</b> .....	<b>492</b>
<b>PY141G: Education-related allowances [contributory and means-tested]</b> .....	<b>494</b>
<b>PY142G: Education-related allowances [contributory and non-means-tested]</b> .....	<b>496</b>
<b>PY143G: Education-related allowances [non-contributory and means-tested]</b> .....	<b>498</b>
<b>PY144G: Education-related allowances [non-contributory and non-means-tested]</b> .....	<b>500</b>
<b>3-YEAR ROLLING MODULE</b> .....	<b>502</b>
<b>RCH010: General health (child)</b> .....	<b>504</b>
<b>RCH020: Limitation in activities because of health problems (child)</b> .....	<b>506</b>
<b>HCH010: Unmet need for medical examination or treatment (children)</b> .....	<b>509</b>
<b>HCH020: Main reason for unmet need for medical examination or treatment (children)</b> .511	
<b>HCH030: Unmet need for dental examination or treatment (children)</b> .....	<b>513</b>
<b>HCH040: Main reason for unmet need for dental examination or treatment (children)</b> ....	<b>515</b>
<b>HD100: Some new (not second-hand) clothes</b> .....	<b>518</b>
<b>HD110: Two pairs of properly fitting shoes (including a pair of all-weather shoes)</b> .....	<b>519</b>
<b>HD120: Fruits and vegetables once a day</b> .....	<b>520</b>

HD140: One meal with meat, chicken or fish (or vegetarian equivalent) at least once a day .....	521
HD150: Books at home suitable for their age .....	522
HD160: Outdoor leisure equipment .....	523
HD170: Indoor games .....	524
HD180: Regular leisure activity .....	526
HD190: Celebration on special occasions .....	528
HD200: Invite friends round to play or eat from time to time .....	529
HD210: Participate in school trips and school events that cost money .....	530
HD220: Suitable place to study or do homework .....	531
HD240: Go on holiday away from home at least one week per year .....	532
<b>AD-HOC SUBJECT MODULE 2021 .....</b>	<b>533</b>
HK010: Number of children who are household members and whose other parent lives outside the household.....	534
HK020: Number of children who are not household members and whose parent lives inside the household .....	536
PK010: Household member has children who are not household members.....	538
RK010: Parent ID and sequential number of the child who is not household member....	539
RK020: Age of the child who is not household member .....	541
PK020: Main reason for not spending more time with children who are household members .....	542
PK030: Main reason for not spending more time with children who are not household members .....	544
RK030: Usual time the parent needs to get to the child who is not a household member .....	546
RK040: Frequency of contact (via phone, social media etc.) during the last 12 months with the child who is not a household member .....	547
RK050: Child having a bedroom in which to sleep (including bedroom shared with siblings) .....	548
RK060: Frequency of spending actively time with the child (meals, play, homework, walking, talking etc.).....	549
RK070: Number of nights per month the child spends in the household (average) .....	551
RK080: Legal child custody situation.....	552
<b>VOLUNTARY MODULE ON IMPACT OF COVID-19 IN EU-SILC 2021 DATA COLLECTION .....</b>	<b>554</b>

HI012: Change in income as an outcome of COVID-19 (OPTIONAL).....	556
HY150: Financial support (government funded) from the COVID-19 related support schemes during 2020 (OPTIONAL) .....	557
HY155: Amount received as financial support from the COVID-19 related support schemes during 2020 (OPTIONAL) .....	562
HD225: Distance learning courses/school during COVID-19 restrictions (OPTIONAL) ...	568
PL220: Working from home during pandemic (OPTIONAL).....	569
PH051: Unmet need for medical examination or treatment due to COVID-19 crisis (optional) .....	571
PH071: Unmet need for dental examination or treatment due to COVID-19 crisis (Optional) .....	572
PMH010: Mental health affected by the COVID-19 crisis (Optional) .....	573
OPTIONAL VARIABLES ON INTEREST EXPENSES AND HOUSEHOLD DEBTS .....	575
HI130: Interest expenses [not including interest expenses for purchasing the main dwelling] (OPTIONAL).....	577
HI140: Household debts .....	579
Annex 1: Code of Country, NUTS Level 2 (2021) .....	581
Annex 2: NACE - Statistical Classification of Economic Activities .....	595
Annex 3: ISCO: International Standard Classification of Occupations .....	600
Annex 4: The enterprise and local unit.....	601
Annex 5: Register files in EU-SILC .....	603
Annex 6: Example of the Income flag construction and imputation factor .....	608
Key rules on flags and imputation factor .....	608
Annex 7. Links to External resources.....	613
<b>Annex 8: Examples of dwelling types</b> .....	<b>615</b>
<b>Annex 9: Classification of COVID-19 benefits</b> .....	<b>619</b>

# 1

## PART I: EU-SILC GUIDELINES

# 1. INTRODUCTION

The European Union (EU) Statistics on Income and Living Conditions (EU-SILC) is an instrument that aims to collect timely and comparable cross-sectional and longitudinal multidimensional microdata on income distribution, poverty and social exclusion. It also covers various related EU living conditions and poverty policies, such as child poverty, access to healthcare and other services, housing, over-indebtedness and quality of life. It is also the main source of data for microsimulation purposes and flash estimates of income distribution and poverty rates. This instrument is anchored in the European Statistical System (ESS).

The EU-SILC project was launched in 2003 on the basis of a 'gentlemen's agreement' in six EU Member States (Belgium, Denmark, Ireland, Greece, Luxembourg and Austria) and Norway. The EU-SILC instrument started in 2004 for the EU-15 (except Germany, the Netherlands and the United Kingdom) plus Estonia, Norway and Iceland.

Bulgaria and Turkey started fully implementing the EU-SILC instrument in 2006, while Romania and Switzerland began to implement it in 2007.

North Macedonia and Croatia started in 2010, Montenegro and Serbia in 2013, Albania in 2017 and Kosovo<sup>1</sup> in 2018.

The survey provides two types of data:

- **Cross-sectional data** refer to a given time or a certain time period with variables on income, poverty, social exclusion and other living conditions;
- **Longitudinal data** refer to individual/household changes over time, observed periodically over a four-year period (or more years if a longer duration panel is used).

Information on social exclusion and housing conditions is collected mainly at household level, while labour, education and health information is obtained for persons aged 16 and over. The core of the instrument, income at detailed component level, is collected both at personal and household level.

EU-SILC has been used to provide data on the structural indicators of social cohesion (at-risk-of-poverty rate, S80/S20) and in the context of the two Open Methods of Coordination in the field of social inclusion and pensions. Since 2010, at the outset of the Europe 2020 strategy, EU-SILC data are being used for monitoring poverty and social inclusion in the EU.

A Europe 2020 headline poverty target to reduce the number of people at risk of poverty and social exclusion by 20 million by 2020 has been defined based on the EU-SILC instrument. In the same political context a broader portfolio of indicators, including numerous EU-SILC-based data, constitutes the Joint Assessment Framework (JAF) of the Europe 2020 strategy and a key instrument for providing information required by the European Semester and the European Pillar of Social Rights.

Given the many revisions and improvements that have been made to the EU-SILC survey, as well as new legislation on its implementation that comes into force in 2021, these methodological guidelines were created to assist Member States and other implementing countries in preparing the 2021 exercise.

This document covers several topics related, among other things, to variables, legal basis, data submission, data collection, income data and general definitions. The changes applied are explained throughout the document. It provides detailed information on the revision of the definitions, identifiers, detailed modalities, variables and flags and the addition of rolling modules and new policy needs variables to be applied in 2021.



## Additional online resources at Eurostat's webpage:

[http://ec.europa.eu/eurostat/statistics-explained/index.php/EU\\_statistics\\_on\\_income\\_and\\_living\\_conditions\\_\(EU-SILC\)\\_methodology\\_-\\_introduction](http://ec.europa.eu/eurostat/statistics-explained/index.php/EU_statistics_on_income_and_living_conditions_(EU-SILC)_methodology_-_introduction)

<sup>1</sup> This designation is without prejudice to positions on status, and is in line with UNSCR 1244/1999 and the ICJ Opinion on the Kosovo declaration of independence

## 1.1. Legal basis

The Directors of Social Statistics decided to introduce a legal act for EU-SILC in June 2000. A framework Regulation ([Regulation \(EC\) n° 1177/2003](#)) was adopted by the Council and the European Parliament on 16 June 2003 and published in the Official Journal on 3 July 2003.

Following the successive EU enlargements, this Regulation was amended by [Regulation \(EC\) n° 1553/2005 of 7 September 2005](#) and [Regulation \(EC\) n° 1791/2006 of 20 November 2006](#).

In parallel, Eurostat and the Member States developed the technical aspects of the instrument. The six following Commission Regulations that implemented the framework regulation were drawn up:

- Definitions: [Regulation \(EC\) n°1980/2003 of 21 October 2003](#), amended by [Regulation \(EC\) n° 676/2006 of 2 May 2006](#);
- Fieldwork aspects and imputation procedures: [Regulation \(EC\) n°1981/2003 of 21 October 2003](#);
- Sampling and tracing rules: [Regulation \(EC\) n°1982/2003 of 21 October 2003](#);
- List of target primary variables: [Regulation \(EC\) n°1983/2003 of 21 October 2003](#);
- Content of intermediate and final quality reports: [Regulation \(EC\) n° 28/2004 of 5 January 2004](#);
- The new material deprivation item from 2016 and onwards: [Regulation \(EC\) n° 1983/2003 of 4 December 2015](#).

In addition, every year a Commission Regulation describing the list of secondary target variables (annual modules) is published. The following Regulations had been published:

- **2005 module** on the list of target secondary variables relating to the intergenerational transmission of poverty: [Commission Regulation \(EC\) N° 16/2004 of 6 January 2004](#);
- **2006 module** on the list of target secondary variables relating to social participation: [Commission Regulation \(EC\) N° 13/2005 of 6 January 2005](#);
- **2007 module** on the list of target secondary variables relating to housing conditions: [Commission Regulation \(EC\) N° 315/2006 of 22 February 2006](#);
- **2008 module** on the list of target secondary variables relating to over-indebtedness and financial exclusion: [Commission Regulation \(EC\) N° 215/2007 of 28 February 2007](#);
- **2009 module** on the list of target secondary variables relating to material deprivation: [Commission Regulation \(EC\) N° 362/2008 of 14 April 2008](#);
- **2010 module** on the list of target secondary variables relating to intra-household sharing of resources: [Commission Regulation \(EC\) N° 646/2009 of 23 July 2009](#);
- **2011 module** on the list of target secondary variables relating to intergenerational transmission of disadvantages: [Commission Regulation \(EU\) N° 481/2010 of 1 June 2010](#);
- **2012 module** on the list of target secondary variables relating to housing conditions: [Commission Regulation \(EU\) N° 1157/2010 of 9 December 2010](#);
- **2013 module** on the list of target secondary variables relating to wellbeing: [Commission Regulation \(EU\) N° 62/2012 of 24 January 2012](#);
- **2014 module** on the list of target secondary variables relating to material deprivation: [Commission Regulation \(EU\) N° 112/2013 of 7 February 2013](#);
- **2015 module** on the social and cultural participation and material deprivation: [Commission Regulation \(EU\) N° 67/2014 of 27 January 2014](#);
- **2016 module** on access to services: [Commission Regulation \(EU\) N° 2015/245 of 16 February 2015](#);
- **2017 module** on health and children's health: [Commission Regulation \(EU\) N° 2016/114 of 28 January 2016](#);
- **2018 module** on material deprivation, well-being and housing difficulties: [Commission Regulation \(EU\) N° 2017/310 Of 22 February 2017](#).
- **2019 module** on intergenerational transmission of disadvantages, household composition and evolution of income: [Commission Regulation \(EU\) N° 2018/174 of 2 February 2018](#).
- **2020 module** on over-indebtedness, consumption and wealth as well as labour: [Commission Regulation \(EU\) N° 2019/414 of 14 March 2019](#).

### Additional online resources at Eurostat's webpage:



<http://ec.europa.eu/eurostat/web/income-and-living-conditions/legislation>

<https://eur-lex.europa.eu/legal-content/EN/TXT/?qid=1580732704269&uri=CELEX:32019R1700>

<https://eur-lex.europa.eu/legal-content/EN/TXT/?qid=1580733420216&uri=CELEX:32019R2242>

## 1.2. Current legal basis

In September 2011, the ESS adopted the Wiesbaden Memorandum on a *New conceptual design for household and social statistics*. The main objectives are to increase responsiveness to user needs, quality and efficiency. The programme included actions to move towards integrating data collections, with standardisation of variables and modules, wider use of administrative data sources and improved statistical frames. The revision of EU-SILC was part of this programme.

In October 2019, the European Parliament and the Council adopted Regulation 2019/1700 establishing a common framework for European statistics relating to persons and households, based on data at individual level collected from samples (IESS Regulation). The underlying implementing acts pursuant to Regulation (EU) 2019/1700 were adopted in December 2019. They are:

- Commission Implementing Regulation (EU) 2019/2180 specifying the detailed arrangements and content for the quality reports;
- Commission Implementing Regulation (EU) 2019/2181 specifying technical characteristics as regards items common to several datasets; and
- Commission Implementing Regulation (EU) 2019/2242 specifying the technical items of data sets, establishing the technical formats and specifying the detailed arrangements and content of the quality reports on the organisation of a sample survey in the income and living conditions domain.

The Regulation and its implementing and delegated acts provide for multiple changes to EU-SILC data collection from 2021.

**The special policy needs ad hoc module in 2021** relates to the living arrangements and conditions of children within separated or blended families. It is part of Implementing Regulation N° 2019/2242 and the IESS Regulation.

The new EU-SILC legal acts require:

- improved timeliness, with shorter deadlines for EU-SILC data submission;
- reformulated precision requirements at national and regional level (NUTS2) for the at-risk-of-poverty-or-social-exclusion indicator and the persistent-risk-of-poverty rate;
- additional/ changed EU-SILC variables;
- data collection in three frequencies: nucleus, three-year module and six-year module; and
- prolongation of the longitudinal panel.

The new legislation enforces the need to improve EU-SILC data collection, processing, submission and reporting. This includes improvements in the sampling frames and data collection methods. In addition, national statistical institutes are required to implement changes in common with other surveys under IESS.

Annex I of the IESS Regulation lists the topics to be covered. EU-SILC-specific variables are those in the 'Income and living conditions' domain. Some topics (e.g. technical items, person and household characteristics) which are common to all data collections belong to the 'All domains' part.

Table 1.2- 1: EU-SILC topic and detailed topics

Domain	Topic	Detailed topics
All domains	Technical items	Data collection information
		Identification
		Weights
		Interview characteristics
		Localisation
	Person and household characteristics	Demography
		Citizenship and migrant background



	Household composition
Health: status and disability, access to, availability and use of health care and health determinants	Disability and Minimum European Health Module
Labour market participation	Main activity status (self-defined)
	Elementary job characteristics
Educational attainment and background	Educational attainment level
<b>Income and living conditions</b>	Person and household characteristics
	Household composition - additional specific details
	Duration of stay in the country
	Participation in education and training
	Participation in formal education activities (current)
	Educational attainment and background
	Educational attainment - details, including education interrupted or abandoned
	Labour market participation
	Characteristics of the workplace
	Duration of contract
	Employment status
	Detailed labour market situation
	Supervisory responsibilities
	Job tenure, <i>work biography</i> and previous work experience
	Previous work experience
	Working conditions including working hours and working time arrangements
	Calendar of activities
	Working hours
	Health: status and disability, <i>access to, availability and use of health care and health determinants</i>
Minimum European Health Module	
Details on health status and disability	
Children health	
Access to health care	
Health care	
Access to health care (children)	
Health determinants	
Quality of life, including social, <i>civil, economic</i> and cultural participation, <i>inclusion</i> and wellbeing	
Quality of life	
Social and cultural participation	
Well-being	
Living conditions, including material deprivation, housing, living environment, access to services	
Material deprivation	
Children-specific deprivation	
Main housing characteristics	
Housing conditions details, incl. deprivation and imputed rent	
Housing costs including reduced utility costs	
Living environment	
Housing difficulties (including renting difficulties) and reasons	
Use of services, including care services and services for independent living	
Affordability of services	
Unmet needs and reasons	
Childcare	
Income, consumption and <i>elements of wealth</i> , including debts	
Income from work	
Income from social transfers	
Income from pensions	
Other incomes, including income from property and capital and inter-household transfers	
Taxes and contributions actually paid after reductions	
Total annual income at level of persons and households	
Over-indebtedness, including reasons	
Arrears	
Elements of wealth, including dwelling ownership	
Elements of consumption	
Intergenerational transmission of advantages and disadvantages	

Assessment of own needs

## 2. STANDARDISED AND CORE VARIABLES

One of the aims of the modernisation activities is to integrate the various data collections by introducing the so-called **standardised** and **core variables**.

**Standardised variables** include a selection of key variables present in at **least two** EU social micro-data collections. **Core variables** correspond to a subset of these standardised variables: they are included **in all** the social microdata collections described above.

Introducing the changes that are required to harmonise the core variables within social surveys will lead in 2021 to a break in the EU-SILC data series.

A set of core harmonised variables relates to each social survey (or data-gathering through registers) involving submission of microdata to Eurostat. The list of EU-SILC variables that are part of the core social variables is mentioned in [Part II Description of variables](#), under 'Variable type'.

### 2.1 The current list of standardised variables

The list of variables to be standardised was prioritised into groups of 13 variables corresponding to the first stage of standardisation (P1), 14 variables corresponding to the second stage (P2) and 11 variables of the third stage (P3). The standard descriptions include the definition and the standard categories, describing the information to be submitted to Eurostat by the countries.

Table 2.2- 1: List of standardised variables

Priority	Variables	Core variable
P1 variables	1) Sex	Yes
	(2) Age in completed years	Yes
	(3) Household grid	
	(4) Partners living in the same household	Yes
	(5) Household size	Yes
	(6) Household type	Yes
	(7) Tenure status of the household	
	(8) Main activity status (self-defined)	Yes
	(9) Full- or part-time main job (self-defined)	Yes
	(10) Permanency of main job	
	(11) Educational attainment level	Yes
	(12) Participation in formal education and training (student or apprentice) in <reference period>	
	(13) Level of the current/most recent formal education or training activity	
P2 variables	(14) Country of birth	Yes
	(15) Country of main citizenship	Yes
	(16) Country of birth of the father	Yes
	(17) Country of birth of the mother	Yes
	(18) Country of residence	Yes
	(19) Duration of stay in the country of residence in completed years	
	(20) Region of residence	Yes
	(21) Degree of urbanisation	Yes
	(22) Status in employment in the main job	Yes
	(23) Economic activity of the local unit for main job	Yes
	(24) Occupation in main job	Yes
	(25) Self-perceived general health	
	(26) Long-standing health problem	

Priority	Variables	Core variable
	(27) Limitation in activities because of health problems	Yes
<b>P3 variables</b>	(28) Net current monthly household income <sup>2</sup>	
	(29) Existence of previous employment experience	
	(30) Size of the local unit for main job	
	(31) Supervisory responsibilities in main job	
	(32) Year in which the person started working for current employer or as self-employed in main job <sup>3</sup>	
	(33) Year when the highest level of education was successfully completed <sup>4</sup>	
	(34) Field of the highest level of education successfully completed <sup>5</sup>	
	(35) Interviewing mode used	
	(36) Nature of participation in the survey	
	(37) Stratum	
	(38) Primary sampling unit	



#### Additional online resources at Eurostat's webpage:

<http://ec.europa.eu/eurostat/documents/3859598/5901513/KS-RA-07-006-EN.PDF/71481ffb-771a-489b-a749-1a055c0247d4>

<sup>2</sup> Not collected in EU-SILC

<sup>3</sup> Not collected in EU-SILC

<sup>4</sup> Not collected in EU-SILC

<sup>5</sup> Not collected in EU-SILC

## 3. TECHNICAL DEFINITIONS

**Three-year rolling module** refers to a group of variables on the same topic to be collected every 3 years.

**Six-year rolling module** refers to a group of variables on the same topic to be collected every 6 years.

**Administrative records** mean data generated by a non-statistical source, usually a public body whose main aim is not to provide statistics.

**Ad hoc subject** means themes that are of particular interest for users at a specific point in time but that are not included in the regular data sets.

**Achieved sample** refers to the sample that was successfully interviewed and where the interview is accepted for the database.

**Age in completed years** is the age at the last birthday before the reference date, i.e. the interval of time between the date of birth and the reference date, expressed in completed years. To deduce the variable 'age in completed years', the following information has to be known: (1) the year of birth; (2) whether the person has already had their birthday that year at the reference date ('passing of birthday'); and (3) the reference date of the data collection/interview. For EU-SILC two reference dates are used: the end of the income reference period or the time (date) of interview. The age at the end of the income reference period is considered as the main age (e.g. it is used to define the statistical population, sample person, etc.).

**Collection unit** means a household or person with certain characteristics to which or whom the collected information pertains.

**Co-resident** means a current household member other than a sample person.

**Cross-sectional data** mean data pertaining to a particular time or a given reference period.

**Current household member** means a member of a sample household at the time of the data collection or compilation.

**Detailed topic** means the detailed content of the information to be collected about the observation units related to a topic, each detailed topic covering a number of variables.

**Entire household:** A sample household is said to be entire (complete) if it remains as one household, without forming an additional household and without the household disappearing, even though there may have been changes in its composition from the previous wave due to deaths, members moving out of scope or co-residents leaving the household, people joining the household, or births.

**Fieldwork period** means the period during which data are collected from respondents.

**First wave variables** mean variables that do not need to be collected annually and therefore can be collected in the first wave only.

**Fusion** means sample persons from different sample households from the previous wave who join together to form a new household.

**Household split** means a situation where the sample persons living in the same household at the time of wave  $x$  live at the time of wave  $x+1$  in more than one private household within the national territory included in the target population; when a household split occurs, there will be only one initial household and one or more split-off households.

**Household respondent** means the person from whom household-level information is obtained.

**Imputation** means a procedure for entering a value for a specific data item where no response is available..

**Income reference period:** This is a 12-month period, such as a previous calendar or tax year.

**Initial household** means a sample household which has undergone a household split and where any sample person who lived in that household at the time of wave  $x$  still lives at the same address at the time of wave  $x+1$ . If more than one sample person lived in the household at the time of wave  $x$  and still lives at that address at the time of wave  $x+1$  but in different households, the initial household is the household of the sample person still living at the initial address who has the lowest person number referred to in Annex III. If at the time of wave  $x+1$  no sample person lives at the address of wave  $x$ , then the household of the sample person who had the lower person number at the time of wave  $x$  is the initial household. If this person is no longer alive or no longer living in a private household within the national territory of the target population, the initial

household is the household of the sample person with the next lowest person number. For the selected respondent model 'initial household' means the household of the selected respondent.

**Longitudinal data** mean data pertaining to given subsequent reference periods, observed yearly over a certain length of time with respect to the same observation unit.

**Microdata** mean non-aggregated observations or measurements of characteristics of observation units, either households or individuals, without a direct identifier.

**Mode of collection** means the way data are obtained. They can either be extracted from registers or collected from interviews (see also the detailed description of the variables where the mode of collection is stated).

**Modelling** means generating information that is missing in the data set by making use of substantive relationships with information from outside the data set.

**Nucleus variables** are variables that are to be collected every year.

**Observation unit** means an identifiable entity about which data can be obtained.

**Panel** means a subsample observed over more than 1 year.

**Pre-checked data:** Pre-checked data or pre-checked microdata mean data or microdata without direct identifiers verified by the Member States, based on common validation rules, wherever available.

**Private household** means a person living alone or a group of people who live together providing themselves with the essentials for living (for the extended version, see [4.7 Definition of household and treatment of specific cases](#)).

**Reference period** means the period to which a particular item of information relates.

**Rotational panel design** means a sample based on a fixed number of subsamples, each of which is representative of the target population at the time of its selection. Each year, one subsample rotates out and a new one is brought in to replace it.

**Sample household** means a private household containing at least one sample person.

**Sample person** means a member of a private household in the initial sample who is at least 16 years old at the end of the income reference period.

**Selected respondent model** means a mode of sampling based on individuals, where the household to which the selected respondent belongs is the sample household and the selected respondent is the sample person. In this model only selected respondents are subject to collection of data by interview at individual level.

**Split-off household** means a household composed of at least a sample person of the household that has undergone a household split, other than the initial household.

**Substitution** refers to replacement by other units of the original units first selected in the sample which do not supply the required information. The reason for this can be either that the address cannot be located or is inaccessible, or that the household refuses to cooperate, the entire household is temporarily away or the household is unable to respond.

**The proxy rate** refers to personal interview with another member of the household. Proxy is allowed, but should be kept as limited as possible for the income personal variables and for any variables required for at least one household member aged 16 or more. Where a proxy interview is carried out, the identification number of the person who has provided the information must be recorded.

**The statistical population** pertains to private households and all persons aged 16 and over (at the end of income reference period) composing the household.

**Topic** means the content of the information to be collected about the observation units, each topic covering a number of detailed topics.

**Usual residence** is a place where a person normally spends their daily period of rest, regardless of temporary absences for purposes of recreation, holidays, visits to friends and relatives, business, medical treatment or religious pilgrimage.

**Variable** means a characteristic of a unit being observed that may assume more than one set of values.

**Year of data collection** is the year in which the data are collected.

**Wave** means the number of times a subsample participates in the survey.

**Additional online resources at Eurostat's webpage:**

[http://ec.europa.eu/eurostat/statistics-explained/index.php/Category:Living\\_conditions\\_glossary](http://ec.europa.eu/eurostat/statistics-explained/index.php/Category:Living_conditions_glossary)

## 4. GENERAL DESCRIPTION

### 4.1. Topic and detailed topics

For 2021 EU-SILC includes the list of variables collected on an annual basis, a three-year rolling module on health and an ad hoc policy needs module. Table 4.1-1 lists the information to be collected in EU-SILC in the coming years.

Table 4.1- 1: Topic and detailed topics collected and module plans by years

Topic	Detailed topics	Periodicity	Year to be collected
<b>Technical items</b>	Data collection information	Yearly (ILCY)	2021
	Identification	Yearly (ILCY)	2021
	Weights	Yearly (ILCY)	2021
	Interview characteristics	Yearly (ILCY)	2021
	Localisation	Yearly (ILCY)	2021
<b>Person and household characteristics</b>	Demography	Yearly (ILCY)	2021
	Citizenship and migrant background	Yearly (ILCY)	2021
	Household composition	Yearly (ILCY)	2021
	Household composition - additional specific details	Yearly (ILCY)	2021
	Duration of stay in the country	Yearly (ILCY)	2021
<b>Health: status and disability, access to, availability and use of health care and health determinants Health</b>	Disability and Minimum European Health Module	Yearly (ILCY)	2021
	Details on health status and disability	Every 3 years (ILC3YB)	2022, 2025, 2028 (Health)
	Children health	Every 3 years (ILC3YA)	2021, 2024, 2027 (Children)
	Access to health care	Yearly (ILCY)	2021
	Health care	Every 3 years (ILC3YB)	2022, 2025, 2028 (Health)
	Access to health care (children)	Every 3 years (ILC3YA)	2021, 2024, 2027 (Children)
	Health determinants	Every 3 years (ILC3YB)	2022, 2025, 2028 (Health)
<b>Labour market participation</b>	Main activity status (self-defined)	Yearly (ILCY)	2021
	Elementary job characteristics	Yearly (ILCY)	2021
	Characteristics of the workplace	Every 3 years (ILC3YC)	2023, 2026 (Labour Market and Housing)
	Duration of contract	Yearly (ILCY)	2021
	Employment status	Every 3 years (ILC3YC)	2023, 2026 (Labour Market and Housing)
	Detailed labour market situation	Yearly (ILCY)	2021
	Supervisory responsibilities	Yearly (ILCY)	2021
	Previous work experience	Yearly (ILCY)	2021
<b>Job tenure, work biography and previous work experience</b>	Calendar of activities	Yearly (ILCY)	2021
	Working hours	Yearly (ILCY)	2021
<b>Working conditions including working hours and working time arrangements</b>	Calendar of activities	Yearly (ILCY)	2021
	Working hours	Yearly (ILCY)	2021
<b>Educational attainment and background</b>	Educational attainment level	Yearly (ILCY)	2021
	Educational attainment - details, including education interrupted or abandoned	Every 3 years (ILC3YC)	2023, 2026 (Labour Market and Housing)
<b>Participation in education and training</b>	Participation in formal education activities (current)	Yearly (ILCY)	2021



<b>Quality of life, including social, civil, economic and cultural participation, inclusion and wellbeing</b>	Quality of life	Yearly (ILCY)	2021
	Social and cultural participation	Every 6 years (ILC6YA)	2022, 2028 (QoL)
	Well-being	Every 6 years (ILC6YA)	2022, 2028 (QoL)
<b>Living conditions, including material deprivation, housing, living environment, access to services</b>	Material deprivation	Yearly (ILCY)	2021
	Children-specific deprivation	Every 3 years (ILC3YA)	2021, 2024, 2027 (Children)
	Main housing characteristics	Yearly (ILCY)	2021
	Housing conditions details, incl. deprivation and imputed rent	Every 3 years (ILC3YC)	2023, 2026 (Labour Market and Housing)
	Housing costs including reduced utility costs	Yearly (ILCY)	2021
	Living environment	Every 3 years (ILC3YC)	2023, 2026 (Labour Market and Housing)
	Use of services, including care services and services for independent living	Every 6 years (ILC6YC)	2024 (Access to services)
	Affordability of services	Every 6 years (ILC6YC)	2024 (Access to services)
	Unmet needs and reasons	Every 6 years (ILC6YC)	2024 (Access to services)
	Childcare	Yearly (ILCY)	2021
	Income from work	Yearly (ILCY)	2021
	Income from social transfers	Yearly (ILCY)	2021
	<b>Income, consumption and elements of wealth, including debts</b>	Income from pensions	Yearly (ILCY)
Other incomes, including income from property and capital and inter-household transfers		Yearly (ILCY)	2021
Taxes and contributions actually paid after reductions		Yearly (ILCY)	2021
Total annual income at household and respondent level		Yearly (ILCY)	2021
Arrears		Yearly (ILCY)	2021
Over-indebtedness, including reasons		Every 6 years (ILC6YD)	2026 (Over-indebtedness, consumption and wealth)
Elements of wealth, including dwelling ownership		Every 6 years (ILC6YD)	2026 (Over-indebtedness, consumption and wealth)
Elements of consumption		Every 6 years (ILC6YD)	2026 (Over-indebtedness, consumption and wealth)
Intergenerational transmission of advantages and disadvantages		Every 6 years (ILC6YB)	2023 (Intergenerational transmission of disadvantages & Housing difficulties)
Housing difficulties (including renting difficulties) and reasons		Every 6 years (ILC6YB)	2023 (Intergenerational transmission of disadvantages & Housing difficulties)
Assessment of own needs		Every 6 years (ILC6YD)	2026 (Over-indebtedness, consumption and wealth)

<b>Ad-hoc Subject</b>	Living arrangements and conditions of children within separated or blended families	2021
<b>Ad-hoc Subject</b>	(to be defined at a later stage)	2023
<b>Ad-hoc Subject</b>	(to be defined at a later stage)	2025
<b>Ad-hoc Subject</b>	(to be defined at a later stage)	2027

EU-SILC in 2021 covers: the three-yearly module on ‘children’ (children’s material deprivation and children’s health), and the six-yearly module policy needs ad hoc subject ‘living arrangements and conditions of children within separated or blended families’.

The other six regular modules on ‘health’, ‘labour market and housing’, ‘quality of life’, ‘intergenerational transmission of disadvantages and housing difficulties’, ‘access to services’ and ‘over-indebtedness, consumption and wealth’ will be adopted later, as will the ad hoc policy needs subjects. The details and timing are the subject of Commission Delegated Regulation 2020/256 on multiannual rolling planning.

#### 4.2. Data sets files and ID numbers

Collected information, i.e. target variables, have to be sent to Eurostat in the form of four different files:

- Household register file (D-file)
- Household data file (H-file)
- Personal register file (R-file)
- Personal data file (P-file)

Each file contains a pre-defined set of variables which covers different topics and a set of survey units. To enable data merging and aggregation, each file also contains some of the key variables: year of the survey, country and ID.

In the H-file the household will exist only if it has been contacted (DB120 = 11 or DB110 = 1) , has a completed household interview in the household data file (DB130 = 11) and at least one member has complete data in the personal data file (RB250 = 11, 12 or 13, 14 => DB135 = 1). This member must be the selected respondent (RB245 = 2) if this mode of selection is used.

Regarding the construction of a variable’s name, the first character always indicates to which file each variable belongs: **D, H, R** or **P**.

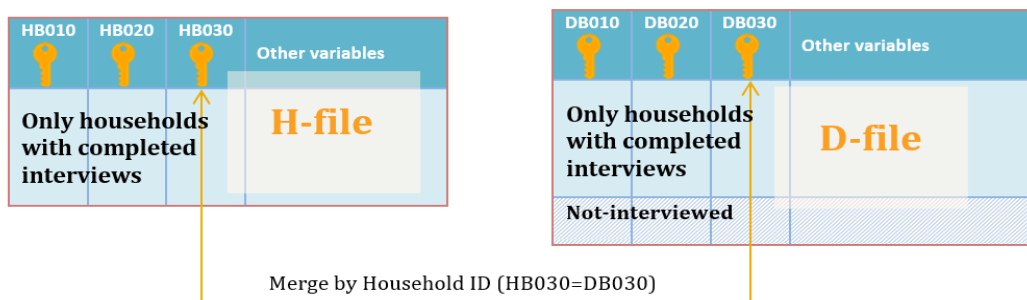
The **Household register file (D-file)** contains every selected household, including those where the address could not be found and also households which could not be interviewed, i.e. all households from the sample (selected + substituted + split off). The topics covered relate, among other things, to the degree of urbanisation, the household questionnaire result and interview acceptance.

By contrast, the **Household data file (H-file)** contains only households which have been contacted, have completed the interview and where at least one member aged 16 or over has completed the personal interview. The topics covered relate, among other things, to total household income (gross and disposable), gross income components at household level, housing and non-housing related areas, non-monetary household deprivation indicators, physical and social environment, dwelling type, tenure status, housing conditions and costs.

Figure 4.2-1 shows how the D-file and H-file should be merged.

**H-file ⊆ D-file (case when H-file = D-file is when the response rate = 100%)**

Figure 4.2-1: Merging Household data (H-file) with Household register (D-file)



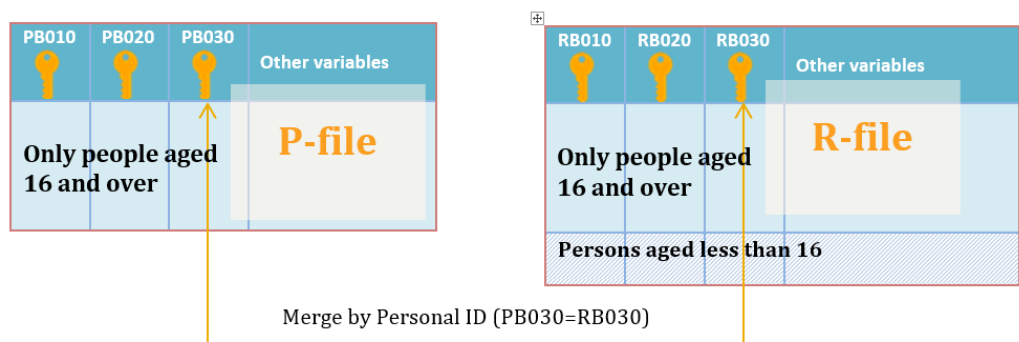
DB010, DB020 and DB030 are used as key variables of part D and HB010, HB020 and HB030 are key variables of part H. These variables create the possibility of merging different files.

**Personal register (R-file)** contains all the people currently living in the households and those who are temporarily absent. In the case of longitudinal data, it also contains all persons registered in the R-file of the previous year, even if they no longer live in the household ( RB110 in 5,6). The information collected is mostly related to basic and demographic data, and childcare.

**Personal data (P-file)** contains every eligible person (persons aged 16 and over — RB245 = 1, 2 or 3) for whom the information could be collected from interview and/or registers (RB250 = 11, 12, 13 or 14). The topics covered relate, among other things, to education, labour, health and gross personal income (total and components at personal level).

- Figure 4.2-2 shows how the P-file and the R-file should be merged. P-file  $\subseteq$  R-file (P-file = R-file is when the observed sample does not include persons aged less than 16 and all persons respond to the personal interview). So, every person in part P should be listed in part R.

Figure 4.2-2: Merging Personal data (P-file) with Personal register (R-file)



ID numbers have a major role while merging and using the data. However, their correct construction is even more important.

Based on the sample, each household will receive a *'Household number'*. This number is the basis for constructing the Household ID and the Personal ID. It may or may not be a sequential number, but it is unique and should not contain other information. This means that it must not contain any information that conflicts with confidentiality rules. Also, this number must be unique for all the years of the survey:

- Format of the Household number: 1- 9999999 (maximum seven digits). Normally it is constructed using information from the sample and the fieldwork.

The ID should not contain any confidential information. It should be a source of different data information:

- Household ID = Household number + split number (two-digits)
- Personal ID = Household ID + personal number (two digits)

**Split number** is related to the split-off households (split could occur from wave two onwards). Here are some main rules when defining the split number:

- The split number for the first wave will always take the value '00';
- If the household remains entire, it will keep the Household number and Split number from one wave to the next;
- In the case of a split-off, the initial household will keep the Household number and Split number from one wave to the next. The other household(s), i.e. the split-off households, will keep the same Household number, but will be assigned the next available unique Split number in sequence;
- In case two sample households merge, if the new household remains at a previous address it retains the Household number and Split number of the household that was at that address in the previous wave;
- If the new household is at a new address, the Household number and Split number of the household of the sample person who now has the lowest person number in the 'household register' will be retained.

**Personal number** refers to the number assigned to the person who is recorded as a household member for the first time. For every new person in the household '1' is added to the highest-used person's number (for all the years of the survey and the Household ID). For further information, please see [Figure 4.2-3](#).

Figure 4.2-3: Figure Creation of Household and Personal Number IF it is from wave to wave

WAVE 1

HH number	Split number	Person number	Personal id
HH ID			
123	00	01	123-00-01
123	00	02	123-00-02
123	00	03	123-00-03
123	00	04	123-00-04
123	00	05	123-00-05
123	00	06	123-00-06

A household with 6 members followed up for three consecutive years (waves)

Household ID on the first year is 12300, where "00" stand for the first wave and it has five members with IDs created based on Household ID

WAVE 2

HH number	Split number	Person number	Personal id
HH ID			
123	00	01	123-00-01
123	00	02	123-00-02
123	00	06	123-00-06

HH number	Split number	Person number	Personal id
HH ID			
123	01	03	123-00-03
123	01	04	123-00-04
123	01	01	123-01-01

In the wave 2, person with ID=1230003 and 1230004 moves to another household where now lives with a new person. The 3 and 4th person that moved, will still have the same ID. The household ID will be "12301" where "01" initiates the split-off. The new personal ID will be created "1230101"

HH number	Split number	Person number	Personal id
HH ID			
123	02	05	123-00-05
123	02	01	123-02-01

In the wave 2, person with ID=1230005 moves also to another household where now lives with a new person. The 5th person that moved, will still have the same ID=1230005. The household ID will be "12302" where "02" is the second split-off. The new personal ID will be created "1230201"

WAVE 3

HH number	Split number	Person number	Personal id
HH ID			
123	03	01	123-00-01

HH number	Split number	Person number	Personal id
HH ID			
123	00	02	123-00-02
123	00	06	123-00-06

HH number	Split number	Person number	Personal id
HH ID			
123	01	03	123-00-03
123	01	04	123-00-04

Not followed

HH number	Split number	Person number	Personal id
HH ID			
123	01	01	123-01-01

HH number	Split number	Person number	Personal id
HH ID			
123	02	05	123-00-05
123	02	01	123-02-01

The split number is formed adding to 1 to the highest used split number (for all the years of the survey), as we have already had two splits, the new split number will be 3 in case of a split-off for the wave 3. The ID=1230101 moves from the household will not be followed as no sample persons lives in the same household

- Household number and Personal ID never change, not even when the person moves to another household. Household ID can change due to split-off.

Household ID and Personal ID are used as a key variable while merging files (P-file with H-/D-file and R-file with H-/D-file).

4.3. Cross-sectional and longitudinal data

Both cross-sectional and longitudinal data are collected in EU-SILC.

**Cross-sectional data** are the data related to a given time or a certain time period. The cross-sectional data may be extracted from a cross-sectional sample survey with a rotational sample. Such data may be combined with register data (data on persons, households or dwellings compiled from a unit-level administrative or statistical register).

**Longitudinal data** are the data related to household- and individual-level changes over time, observed periodically over a certain period. The longitudinal data may come from a cross-sectional survey with a rotational sample where individuals once selected are followed up. It may be combined with register data as well.

See submission in [9. Timeliness for the format of data submission.](#)

Since the users of confidential EU-SILC (User data base (UDB)) microdata are different institutions, organisations and individuals, there has been increasing demand for enabling linkage between cross-sectional and longitudinal data. The identifiers for the longitudinal files are created in the same way as for the cross-sectional ones.

4.4. Variables – general information

Types and levels

The EU-SILC variables can be classified in several different ways depending on the purpose of their analysis:

- Collection unit:**
  - At household level
  - At personal level
- Extraction and frequency:**
  - Annual
  - First wave

- Every 3 years rolling modules
  - Every 6 years rolling modules
  - New policy needs modules
  - Derived, constructed and technical
- 3. Source of the information (for annual and first wave variables):**
- Compiled from registers (register variables)
  - Collected from the sample units (observation variables)
  - Mixed (combination of register and observation variables)
- 4. Filled information:**
- Regular variables
  - Flag-variables

### Names, formats and currency

#### Names

Each identifier starts with a letter reflecting to which file it belongs (D, H, R or P) and this is followed by a letter used as the second character (B, C, D, E, H, I, L, S, V, Y, W and K):

- In most of the variables even numbers are used – three numbers (given sequentially as the variables have been created and defined one by one). **Example:** PB010 – P-file, data collection information;
- In the other cases – three numbers followed by a character at the end (if there has been a slight modification or a split of the existing variable). **Example:** PY010G – P-file, gross income;
- Rarely only letters: RG\_Z# - R-file, Grid;
- Specific cases with three letters used: RCH010.

Normally a common letter is used for a group of variables:

- B: Basic data on data collection information, identification, weights, interview characteristics, localisation, basic housing characteristics, etc.
- Y: Income
- L: Labour information
- E: Education
- H: Health
- S: Social exclusion
- H: Housing
- C: Consumption
- D: Material deprivation
- I: Over-indebtedness
- V: Wealth
- W: Quality of Life
- CH: Children's health
- K: Kids' variables (module 2021)

The flag-variable's name is created as a variable name with the suffix "\_F". **Example:** PY010\_F.

An imputed factor will be used separately from the flags from 2021 onwards and will be created as a variable name with the suffix "\_IF". **Example:** PY010\_IF.

#### Formats

Each variable (including flag-variables) must have a specific format depending on its content. The format for each variable is laid down on the **Variables page in the** 'Values' section for standard variables and the 'Flags' section for flag-variables.

Countries must submit the data in electronic form, in conformity with an appropriate technical format – CSV-format (comma separated values) in accordance with further rules:

- **header row:** first record with the variable names;
- **delimiter** of variables is comma (,);
- **decimal separator** is point (.);
- **character values** must NOT be enclosed by quotes;

- **blank variables** are represented by a blank space between the commas: (... , ...)
- the **first three variables** should be the key variables: Year, Country and ID. For the rest of the variables no fixed order is required (could be as listed variables in the guidelines).

---

**Example:**

DB010,DB020,DB030,DB040,DB040\_F,DB050,DB060,DB050\_F,DB060\_F,DB090,DB090\_F,...  
 2016,BE,1,BE01,1,,,-2,-2,1.25,1,...  
 2016,BE,2,BE05,1,536,,1,-2,1.12345,1,...  
 2016,BE,3,BE01,1,,,-2,-2,1,1,...

---

**Currency:**

All amounts provided should be in the **national currency** (with decimal places as described in the section of the variable description).

Country names are provided based on the SCL Geo Code (link provided in [Annex 1](#)).

#### 4.5. Age definitions and rules

##### What does it refer to and how is it calculated?

Depending on EU-SILC on the research question, age can refer to two different **moments in time**:

- The age at the end of the income reference period;
- The age at the date of interview.

The main variables used for **defining the age** (RB081: Age in completed years at the end of the income reference period and RB082: Age in completed years at the time of the interview) are:

- RB083: Passing of birthday
- RB080/PB110: Year of birth
- HB050/PB100: Month of the interview
- HB060/PB110: Year of the interview
- DB010/HB010/RB010/PB010: Year of the survey

##### Age in completed years at the end of the income reference period (AGE):

This refers to the age at the end of the income reference period.

Data collection often occurs a few months after the end of the income reference period, so household composition is captured at the date of interview. Consequently, household members who have died between the end of the income reference period and the time of the survey data collection are not registered and babies born in this interval will be recorded with a negative age at the end of the income reference period.

The algorithm for calculating the age (using some of the above-mentioned EU-SILC variables) is defined as:

$$AGE = DB010 - RB080 - 1^6$$

In cases where calculated AGE equals '-1', it is set to zero.

##### Age in completed years at the time of interview

The age in completed years **at the time of interview** is the age at the last birthday before the reference date of the data collection/interview, i.e. the interval of time between the date of birth and the reference date, expressed in completed years. To deduce the variable 'age in completed years' the following information has to be known: (1) the year of birth; (2) whether the person has already had his/her birthday that year at the reference date ('passing of birthday'); and (3) the reference date of the data collection/interview.

The categories of 'age in completed years' are the year of birth, the passing of birthday and the reference date. The integer number of the age in completed years is then deduced from this information.

Variables in focus belong to "RL" group – RL010, RL020, RL030, RL040, RL050, RL060 and RL070.

##### Variables for computation of age in completed years

RB080/PB110: Year of birth (4 digits)

---

<sup>6</sup> Please note that for Ireland the formula differs, see more at [http://ec.europa.eu/eurostat/statistics-explained/index.php/EU\\_statistics\\_on\\_income\\_and\\_living\\_conditions\\_\(EU-SILC\)\\_methodology\\_%E2%80%93\\_93\\_concepts\\_and\\_contents#Person\\_variables](http://ec.europa.eu/eurostat/statistics-explained/index.php/EU_statistics_on_income_and_living_conditions_(EU-SILC)_methodology_%E2%80%93_93_concepts_and_contents#Person_variables)

RB083: Passing of birthday (yes/no)  
 HB050/PB100: Month of the interview  
 HB060/PB110: Year of the interview  
 DB010/HB010/RB010/PB010: Year of the survey

Eurostat will deduce the 3-digit integer of age in completed years based on the categories for data submission described above. When deducing the 3-digit integer the lower limit is included and the upper limit is excluded. For example, a child born on 13 March 2014 will be classified in the category '0 years' at the reference date 12 March 2015 but in the category '1 year' at the reference date 13 March 2015.

---

**Note:**

In countries using an integrated system of household surveys with fixed reference weeks for all the (integrated) household surveys, the reference date is the end of the reference week (DD/MM/YYYY) for all surveys concerned.

---

We suggest that the categories 'not stated' or 'not applicable' should not be allowed for the variable 'age in completed years'. Each data record valid for transmission must therefore contain information on the year of birth, the passing of birthday and the reference date. In the absence of this information, it is suggested to impute the information into the data record by attributing the most plausible value; missing is also allowed. The definition of age at the end of the income reference period and the age at the moment of the interview should be well defined. Age is an important variable for selected individuals to be asked for part P and for some specific variables or indicators when the age is required.

The **quality reporting** related to the variable 'age in completed years' should contain information on the number of records for which information on the age in completed years is imputed. Currently missing is allowed, but we suggest not to use it in order to avoid complications and not risk losing the information related to age.

**Categories defined on the basis of age:**

The regular definitions of age, where the age can refer to either 'Age at the end of income reference period' or at the 'Age at the date of interview', are used on different occasions:

- Child's age
- Standard/Legal/Normal retirement age
- Minimum compulsory school age

Also, terms such as 'Adult', 'Child' and 'Dependent child', even though used as a same term in this document, could actually refer to different groups of people depending on the research orientation.

**Child:**

The term 'Child' is used on many different occasions where it refers to different age concepts and different age groups:

- Household information:
  - Group of variables: RL-variables (RL010, RL020, RL030, RL040, RL050, RL060, RL070);  
Age concept: Age at the date of interview;
  - Age group: Members aged not over 12 years old (age at the date of interview) (0-12 years old);

Algorithm: CHILDAGE = Age at the date of interview (AGE\_IW)

- Material deprivation:
  - Group of variables: HD-variables (all except HD080);  
Age concept: Age at the end of income reference period;
  - Age group: Members aged 0-15.

Algorithm: Child age = Age at the end of income reference period.

When calculated AGE equals '-1', it is set to zero and is included in the age group 0-15 years old.

- Dependent child:
  - Group of variables: derived EU-SILC variables (e.g. HB110, etc.);  
Age concept: Age at the end of income reference period;
  - Age groups and additional conditions;

All members aged 0-17, children aged 0-17 who are household members but have parent outside the household.

- Child and number of children:
  - Group of variables: derived EU-SILC variables (CHILD, NUM\_OF\_CHLD) used for calculation of indicators;  
Age concept: Age at the end of income reference period;  
Age group: all members aged 0-17 living in the household;  
Algorithm:
    - $Child = \begin{cases} 1, & \text{if } AGE < 18 \\ 0, & \text{if } AGE \geq 18 \end{cases}$
    - $NUM\_OF\_CHLD = \sum_{i=1}^n Child_i$

When calculated AGE equals '-1', it is set to zero and is included in the age group 0-17 years old.

#### Adult:

In EU-SILC, the rules for selections, tracing and participation in the personal interview apply to all household members aged 16 and over.

- Eligible for personal interview:
  - Group of variables: P- variables;  
Age concept: Age at the end of income reference period;  
Age group: All members aged 16 and over / selected respondent (where applies).
- Tracing rules:
  - Main question: Who is followed in the longitudinal survey?  
Age concept: Age at the end of income reference period;  
Age group: All members aged 16 and over belonging to an interviewed household at the time of selection of the initial sample for a panel, i.e.

For more related information, please see [7.1.2 Tracing rules and record of persons](#)

- Education:
  - Group of variables: PE021 and PE041 (for some methodologies/detailed arrangements). For more detailed information, please see the description of the respective variable in [Part II](#);  
Age concept: Age at the end of income reference period;

Age is also used for defining some sub-categories: standard retirement age, minimum compulsory school age, etc. How these sub-categories are defined might differ between countries.

The definition of age should be well understood and applied as it is an important variable and has influence on the equivalence scale of income, low work intensity, persons interviewed in the P-part and specific question when the age filter is asked. Also, it is important at the stage of the indicators calculation when the age is required.

#### Standard (legal or normal) retirement age:

- Group of variables: Labour- and income-related variables (mostly);  
Age concept: Age at the end of income reference period;  
Age: Country-specific (in some countries this is differently defined for each gender).

#### Minimum compulsory (or mandatory) school age:

- Group of variables: Childcare (mostly);  
Age concept: Age at the date of interview;  
Age: Country-specific.



#### Additional online resources at Eurostat's webpage:

[http://ec.europa.eu/eurostat/statistics-explained/index.php/EU\\_statistics\\_on\\_income\\_and\\_living\\_conditions\\_\(EU-SILC\)\\_methodology\\_%E2%80%93\\_concepts\\_and\\_contents#Person\\_variables](http://ec.europa.eu/eurostat/statistics-explained/index.php/EU_statistics_on_income_and_living_conditions_(EU-SILC)_methodology_%E2%80%93_concepts_and_contents#Person_variables)



#### 4.6. Reference periods

**Reference period** is a period of time to which a particular item of information relates. In EU-SILC, several reference periods are used. They include:

- Constant
- Current
- Income reference period
- Last 12 months
- Last 5 years
- Last situation
- Working life
- Typical week
- Typical month
- At selection
- Other, not above mentioned periods

**Constant reference period**, as the name indicates, is not changeable. *Example:* Country, Personal ID, Month and Year of birth, etc.

**Current reference period** refers to the moment of interview. That means that the observed situation can be changed. *Example:* Mother/Father ID, Marital status, Citizenship, Highest ISCED level attained, etc.

**Income reference period** must be a 12-month period. This may be a fixed 12-month period (such as the previous calendar or tax year). *Example:* Incomes and some labour information.

Regarding income, in almost all cases observed income is related to the income reference period.

*For more detailed information about income reference period, please refer to 5. Income data.*

**Last 12 months** refers to the 12-month period before the interview. *Example:* Unmet need for medical examination or treatment, Arrears on mortgage or rental payments, Arrears on utility bills, etc.

**Last 5 years** refers to the time before interview. *Example:* Duration of the most recent unemployment spell.

**Last situation** refers to the time when the phenomenon occurred. *Example:* Status in employment (last job), Economic activity of the local unit (last job).

**Working life** reflects the period between the time that person started their labour activity and the time of the interview. *Example:* When the first regular job began, Number of years spent in paid work, etc.

A '**typical week**' should be understood as one which is representative of the period as a whole. If it is difficult to identify a typical week because weeks differ too much, then the information should be provided for the first week before the end of the reference period that is not affected by holidays or other special circumstances (e.g. illness). *Example:* All childcare (RL-) variables (RL010, RL020, RL030, etc.).

**Reference week** refers to the period 'from Monday to Sunday' of the week before the interview date. *Example:* Worked at least 1 hour during the previous week, etc.

A '**typical month**' should be understood in the same way as a typical week. *Example:* Regular savings.

**At selection** refers to the time when the sample selection is done. *Example:* Stratum, Primary sampling units (PSU).

Other periods of time that are not mentioned above but are mentioned elsewhere in this document are used in the data collection and they are defined in each item.

Reference periods are important not only for data collection but also for analysis and interpretation of results/indicators.

An *example* is the main indicator — '**at-risk-of-poverty-or-social-exclusion**' (AROPE) — to monitor progress of the Europe 2020 Strategy, agreed by the 'Employment, Social Policy, Health and Consumer Affairs' (EPSCO) EU Council of Ministers. This indicator defines the proportion/number of people who are at risk of poverty or severely materially deprived or living in households with very low work intensity (Figure 4.4-1).

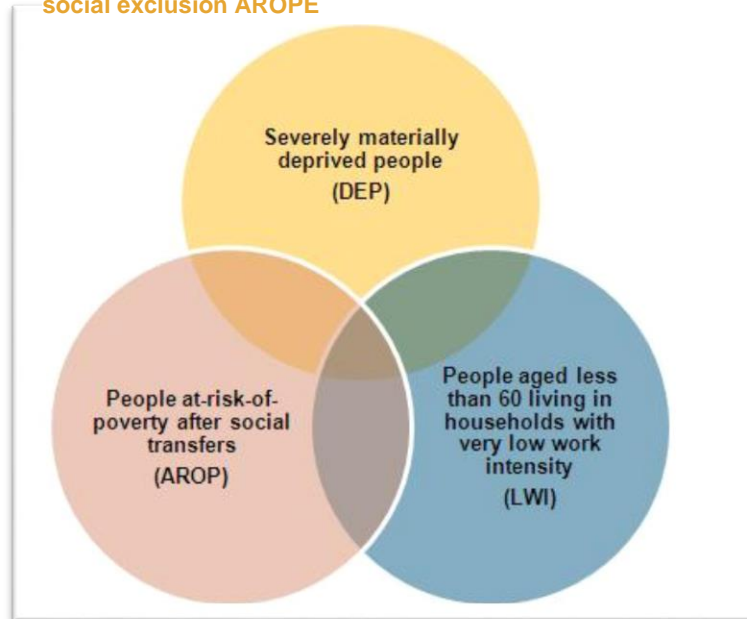
In other words, it consists of three sub-indicators (dimensions):

- a relative component: the at-risk-of-poverty rate/monetary poverty (AROP); people at risk of poverty, who have an equivalised disposable income below the risk-of-poverty threshold, set at 60% of the national median equivalised disposable income (after social transfers). Reference period: income reference period;
- an absolute component: material deprivation; people who suffer from severe material deprivation and have living conditions severely constrained by a lack of resources. Reference period: current situation;
- an exclusion of labour market component: severe low work intensity; people living in households with very low work intensity are those aged 0-59 living in households where adults worked less than 20% of their total work potential during the past year.

Reference period: income reference period.

As shown above, AROPE — as one indicator — covers the data which refer to the current situation and the data which refer to the income reference period.

**Figure 4.4- 1: The Europe 2020 indicator of at-risk-of-poverty or social exclusion AROPE**



#### 4.7. Definition of a household and treatment of specific cases

The definition of household requires an additional description in order to capture all the dimensions of a multi-person household and house-sharing (by housemates or flatmates). This definition is applied in all Eurostat's social microdata collections as explained in Article 2 of Commission Implementing Regulation 2019/2181 specifying technical characteristics as regards items common to several data sets.

(1) 'dwelling' means a building, part thereof, other premises or living quarters used for human habitation and includes 'conventional dwellings' and 'other housing units' as defined in the Annex to Commission Regulation (EC) No 1201/2009<sup>7</sup>; Private household means a person living alone or a group of people who are usually resident, having their usual residence in private households;

(2) 'one-person household' means a private household where a person usually resides alone in a separate housing unit or occupies, as a lodger, a separate room or rooms of a housing unit but does not join with any of the other occupants of the housing unit to form part of a multi-person household;

(3) 'multi-person household' means a private household where a group of two or more persons usually reside together in a housing unit or part of a housing unit and share income or household expenses with the other household members;

(4) 'household member' means the usual resident of a private household;

(5) 'family home' means a housing unit occupied by the members of a multi-person household, as well as by a person who spends some time elsewhere but retains close ties with the members of the multi-person private household, especially through family relationships or regular stays;

(6) 'sharing household income' means contributing to the private household income or benefiting from the private household income, or both;

(7) 'household expenses' means expenses incurred by private household members in relation to providing themselves with the essentials of living. They include house-related expenses (namely rent, house or apartment charges and housing insurance) as well as other expenses related to daily life, encompassing needs such as food; clothes; sanitary products; furniture, equipment and utensils; commuting and other transport; medical care and insurance; education and training; leisure and sports activities; and holidays;

(8) 'institution' means a legal body or establishment providing a group of people with long-term housing and the amenities and services needed for daily life. The majority of institutions fall under the following categories:

- hospitals, hospices, convalescent homes, establishments for people with disabilities, psychiatric institutions, old people's homes and nursing homes;
- assisted living facilities and social welfare institutions, including those for the homeless, asylum seekers or refugees;
- military camps and barracks;
- correctional and penal institutions, retention and remand centres;
- prisons;
- religious institutions;
- tertiary student dormitories (depending on specific arrangements).

#### Note

*Multi-person households share household expenses by benefiting from expenses and/or contributing to expenses. This includes sharing income but has a wider meaning, e.g. families who live from their savings may not have any income (for a certain period of time) but are still a household with members thereof contributing to and benefiting from expenses.*

*Household members who permanently live outside the family home (e.g. by working abroad) but who share their incomes with their family back home are considered part of the family household.*

*Dividing one dwelling into multiple households may be challenging from a survey organisation viewpoint,*

<sup>7</sup> Commission Regulation (EC) No 1201/2009 of 30 November 2009 implementing Regulation (EC) No 763/2008 of the European Parliament and of the Council on population and housing censuses as regards the technical specifications of the topics and of their breakdowns (OJ L 329, 15.12.2009, p. 29).

but will result in better data and is necessary for surveys that aim to reflect social reality.

#### Note

A similar distinction may be made on that basis for e.g. long-term visitors, au pairs and domestic servants. The specifications of expenses are to be used as an *indicative* guideline. It is unfeasible to define every potential scenario and for that reason the opinion of the interviewee should be used (as the person with the best understanding of their specific situation).

#### Special cases:

- Where a person regularly lives in more than one dwelling, the dwelling where that person spends the greater part of the year is taken to be their place of usual residence, regardless of whether it is located elsewhere within the country or abroad.
- Persons living as usual residents in hotels are in principle excluded from the private household population. However, they may be considered as belonging to that population if that is how their situation is defined in their country of residence. In such cases it is to be clearly described in the quality report referred to in Regulation 2019/2180.
- Private households exclude persons whose need for shelter and subsistence is met by an institution and who, on the reference date (as defined for a specific data collection), have spent or are likely to spend 12 months or more living there.
- Persons performing compulsory military service (conscripts) are included in the private household population if their service lasts less than 12 months or if they spend significant amounts of time in the family home and are dependent on their parents, legal guardians or other family members while performing compulsory military service.
- All people who are usually resident, irrespective of whether or not they are related to other members of the private household, are to be considered as members of a multi-person household if they share household income or household expenses with other household members. Flatmates or housemates occupying a housing unit on a house-sharing basis and sharing only house-related expenses, but not sharing household income, are not to be considered as part of a multi-person household occupying this housing unit, even if they share some other subsidiary household expenses.
- Where it is not feasible to establish whether the criteria for one-person or multi-person households are met, the interviewee's views on his or her situation vis-à-vis the other household members is to be taken into consideration.
- Where multiple private households exist within a single dwelling, countries are to aim to record data for all the households separately within a given dwelling.

In all cases countries are to aim to avoid double recording of the same persons.



#### Additional online resources at Eurostat's webpage:

[http://ec.europa.eu/eurostat/statistics-explained/index.php/EU\\_statistics\\_on\\_income\\_and\\_living\\_conditions\\_\(EU-SILC\)\\_methodology\\_%E2%80%93\\_concepts\\_and\\_contents#Household\\_register\\_variables](http://ec.europa.eu/eurostat/statistics-explained/index.php/EU_statistics_on_income_and_living_conditions_(EU-SILC)_methodology_%E2%80%93_concepts_and_contents#Household_register_variables)

#### Usual residence

The definition of usual residence, related to the household definition as described above, follows an extended definition applied in all Eurostat's social microdata collections.

**Usual residence** is a place where a person normally spends their daily period of rest, regardless of temporary absences for purposes of recreation, holidays, visits to friends and relatives, business, medical treatment or religious pilgrimage.

The following persons alone shall be considered to be the usual residents of a specific geographical area:

- those who have lived in their place of usual residence for a continuous period of at least 12 months before the reference date (as defined for a specific data collection); or
- those who arrived in their place of usual residence during the 12 months before the reference date (as defined for a specific data collection) with the intention of staying there for at least 1 year.

Where the circumstances described in the previous points cannot be established, 'usual residence' can be taken to mean the place of legal or registered residence.

A person will be considered a usually resident member of the household if they spend most of their daily night-rest there, evaluated over the past 12-months. Persons forming new households or joining existing households will normally be considered members at their new location; similarly, those leaving to live elsewhere will no longer be considered members of the original household. The above-mentioned 'past 12-month' criteria will be replaced by the intention to stay for a period of 12 months or more at the new place of residence.

- Account must be taken of what may be considered as 'permanent' movements in or out of households. Thus, a person who has moved into a household for an indefinite period or with the intention of staying for a period of 12 months or more will be considered a household member, even though the person has not yet resided in the household for 12 months, and has in fact spent a majority of that time at some other place of residence. Similarly, a person who has moved out of the household to some other place of residence with the intention of staying away for 12 months or more will no longer be considered a member of the previous household.
- If the person who is temporarily absent is in private accommodation, then whether they are members of this (or their other) household depends on the length of their absence. Exceptionally, certain categories of persons with very close ties to the household may be included as members, irrespective of the length of absence.
- In the application of these criteria, the intention would be to minimise the risk that individuals who have two private addresses at which they might potentially be enumerated are not double-counted in the sampling frame. Similarly, the intention would be to minimise the risk of some persons being excluded from membership of any household, even though in reality they belong to the private household sector.

Where the circumstances described above cannot be clearly established, the usual residence may be taken as the place of legal or registered residence.

In applying the statistical concept of usual residence the special cases are to be treated as follows:

(a) Where a person regularly lives in more than one residence during the year, the residence where they spend the majority of the year shall be taken as their place of usual residence regardless of whether it is located elsewhere within the country or abroad. A person who works away from the family home during the week and who usually returns to it at weekends should consider the family home as their place of usual residence, regardless of whether their place of work is elsewhere in the country or abroad.

(b) Primary and secondary school pupils who are away from the family home during the school term should consider their family home as their place of usual residence, regardless of whether they are pursuing their education elsewhere in the country or abroad.

(c) For data collections organised in the Income and living conditions and Consumption domains, the following additional specific rules apply:

- persons who live outside their family home for an extended period of time for the purpose of work, regardless of whether this is performed elsewhere in the country or abroad, should consider their family home as their place of usual residence if they significantly contribute to the household income and are not usual residents of another private household;

- tertiary students who are away from the family home while at college or university, regardless of whether this is located elsewhere in the country or abroad, should consider their family home as their place of usual residence if they benefit from the household income and are not usual residents of another private household.

(d) In the case of a dependent child alternating between two places of residence, where the child spends an equal amount of time with both legal guardians or parents, the place where the child is found at the reference date (as defined for a specific data collection) should be considered as their usual residence. The place of usual residence should be the place of residence of the legal guardian or the parent who receives the child benefits or who contributes more towards the child-related costs. If none of the above applies, the place where the child is found at the reference date (as defined for a specific data collection) should be considered as their usual residence.

In the case of longitudinal data collections, the children alternating between two places of residence should be considered at the same place of residence over different data collection waves unless there was a change in their life situation.

In duly justified cases related to inter-household transfers, including payment on behalf of students, to ensure the appropriate reporting of data countries can apply specific criteria but these should be reported and described in quality reports.

## 5. INCOME DATA

One of EU-SILC's main objectives is to produce comparable and timely cross-sectional and longitudinal data on income. The measure of relative poverty in the EU is based on **disposable income**.

### Equivalised disposable income:

Equivalised disposable income (EQ\_INC) is the total income of a household that is available for spending or saving, divided by the number of household members converted into equivalised adults.

Household members are equivalised or made equivalent by the following so-called modified **OECD** (Organisation for Economic Co-operation and Development) **equivalence scale** where:

- the first household member aged 14 years or over counts as one person;
- each other household member aged 14 years or over counts as 0.5 person;
- each household member aged 13 years or less counts as 0.3 person.

### Income types:

- Level: Even though each Member State is free to collect data at either personal or household level for each income component, data has to be sent to Eurostat in one of pre-defined levels. This means that in case of mismatching levels, aggregation of disaggregation must be done:
  - at household and personal level (e.g. summing up the individual incomes at the household level);
  - aggregated, disaggregated and original value (e.g. summing up the sub-components into the related and required income).
- Type of the amount: Income components can be collected in several different ways as in *Flags and imputation*.
  - Gross, Net, Mix different Nets, Mix Net and Gross and Income component(s) not taxed.
- Source of the information:
  - Collected via survey/interview;
  - Collected from administrative data;
  - Deductive/logical imputation (also including top- and bottom-coding);
  - Gross/net conversion;
  - Model-based imputation;
  - Donor imputation;
  - Not possible to establish the most common source or method.

### Income reference period:

For all income components, the period of observation refers to the income reference period (12-month period, such as the previous calendar or tax year).

The income reference period is the last 12-month period, such as the previous calendar or tax year

For the data directly provided by respondents, the fieldwork period should be as close as possible to the income reference period so as to minimise the time lag between income and current variables. The interval between the collection or compilation of data concerning a given household or person for successive waves should be kept as close as possible to 12 months.



### Additional online resources at Eurostat's webpage:

[http://ec.europa.eu/eurostat/statistics-explained/index.php/EU\\_statistics\\_on\\_income\\_and\\_living\\_conditions\\_\(EU-SILC\)\\_methodology\\_%E2%80%93\\_concepts\\_and\\_contents#Auxiliary\\_variables](http://ec.europa.eu/eurostat/statistics-explained/index.php/EU_statistics_on_income_and_living_conditions_(EU-SILC)_methodology_%E2%80%93_concepts_and_contents#Auxiliary_variables)

If the income variables are collected from administrative registers, the interval between the end of the income

reference period and the time of interview for current variables should be limited to 12 months.

Where all the data are collected through field interviewing and a fixed income reference period is used, the total duration of the data collection of the sample should be limited to 4 months as far as possible.

## Income components definitions<sup>8</sup>

### 5.1. Gross income components

#### 5.1.1. Employee income

Employee income is defined as the total remuneration, in cash or in kind, payable by an employer to an employee in return for work done by the latter during the income reference period.

Employee income is broken down into:

1. *Gross cash or near-cash employee income (PY010G);*
2. *Gross non-cash employee income (PY020G);*
3. *Employers' social insurance contributions (PY030G).*

5.1.1.1. *Gross cash or near-cash employee income (PY010G).*

This refers to the monetary component of the compensation of employees in cash payable by an employer to an employee. It includes the value of any social contributions and income taxes payable by an employee or by the employer on behalf of the employee to social insurance schemes or tax authorities.

5.1.1.2. *Gross non-cash employee income (PY020G);*

5.1.1.3. *Company car (PY021G)*

5.1.1.4. *Employers' social insurance mandatory/legal contributions (PY030G)<sup>9</sup>.*

#### 5.1.2. Self-employment income (PY050G and HY170G)

5.1.2.1. *Gross cash profits or losses from self-employment (including royalties) (PY050G);*

5.1.2.2. *Value of goods produced for own consumption (HY170G).*

#### 5.1.3. Property income

5.1.3.1. *Interest, dividends, profits from capital investment in an unincorporated business (HY090G);*

5.1.3.2. *Income from rental of a property or land (HY040G);*

5.1.3.3. *Pensions received from individual private plans (other than those covered under ESSPROS) (PY080).*

#### 5.1.4. Current transfers received

5.1.4.1. *Social benefits*

Social benefits<sup>10</sup> are defined as current transfers received by households during the income reference period<sup>11</sup> which are intended to relieve them from the financial burden of a number of risks or needs. Such transfers are made through collectively organised schemes, or outside such schemes by government units and non-profit institutions serving households (NPISHs).

Social benefits include the value of any social contributions and income tax payable on the benefits by the beneficiary to social insurance schemes or to tax authorities.

To be included as a social benefit, the transfer must meet one of two criteria:

— coverage is compulsory (under law, regulation or a collective bargaining agreement) for the group in question; or

— it is based on the principle of social solidarity (i.e. if it is an insurance-based pension, the premium and entitlements are not proportional to the individual exposure to risk of the people protected).

Social benefits are broken down into:

1. Family/children-related allowances (HY050G);
2. Housing allowances (HY070G);

<sup>8</sup> This chapter refers to Annex 1 of the EU-SILC Implementing Regulation.

<sup>9</sup> Employers' social insurance mandatory/legal contributions (PY030G), value of goods produced for own consumption (HY170G), interest paid on mortgage (HY100) are not part of household disposable income.

<sup>10</sup> The social benefits included in EU-SILC, with the exception of housing benefits, are restricted to cash benefits.

<sup>11</sup> To obtain a more accurate measure of the well-being of the household, the lump-sum benefits received during the income reference period should be treated according to Eurostat technical recommendations. In the same way, lump-sum payments received before the income reference period could be taken into account and imputed according to Eurostat recommendations.

3. Unemployment benefits (PY090G);
4. Old-age benefits (PY100G);
5. Survivors' benefits (PY110G);
6. Sickness benefits (PY120G);
7. Disability benefits (PY130G);
8. Education-related allowances (PY140G);
9. Social exclusion not elsewhere classified (HY060G).

Social benefits are broken down between means-tested and non-means-tested benefits as well as contributory and non-contributory.

*Contributory schemes* are social protection schemes that require the payment of contributions, by the protected persons or by other parties on their behalf, in order to secure individual entitlement to benefits.

*Non-contributory schemes* are social protection schemes in which eligibility for benefits is not conditional on the payment of contributions by the protected persons or by other parties on their behalf.

*Means-tested* social benefits are social benefits which are explicitly or implicitly conditional on the beneficiary's income and/or wealth falling below a specified level.

*Non-means-tested* social benefits are social benefits which are NOT conditional on the beneficiary's income and/or wealth falling below a specified level.

Social benefits do not include:

— benefits paid from schemes into which the recipient has made voluntary payments only, independently of their employer or government (which are included under 'Pensions from individual private plans (other than those covered under ESSPROS)' (PY080G)).

*Comments:* Although the ESSPROS classification is used for social benefits in the EU-SILC income definition, not all elements of ESSPROS itself are included.

**ESSPROS:** In the EU a classification of social benefits has been developed which depends on the risks or needs which may give rise to the payment of social benefits. The distinction based on the source of the transfer is secondary. The logic behind this is that from the social exclusion perspective, the risk or need being met by the scheme is more important than the source of the transfer. This system is known as the European System of integrated Social Protection Statistics (ESSPROS). It was developed in the late 1970s in response to the need for a specific instrument of statistical observation of social protection in Member States. It has since been revised and updated.

Social benefits are defined as current transfers received during the income reference period by households intended to relieve them from the financial burden of a number of risks or needs, and made through collectively-organised schemes or outside such schemes by government units and non-profit institutions serving households (NPISHs).

They include the value of any social contributions and income tax payable on the benefits by the beneficiary to social insurance schemes or to tax authorities.

To be included as a social benefit (under ESSPROS), the transfer must meet one of two criteria:

- coverage is compulsory (under law, regulation or a collective bargaining agreement) for the group in question; or
- it is based on the principle of social solidarity (i.e. if it is an insurance-based pension, the premium and entitlements are not proportional to the individual exposure of the people protected). The principle of social solidarity is a feature of all non-contributory schemes.

Difficult borderline cases arise when the law allows people to leave a general social insurance scheme managed by the state social security fund in order to acquire protection through other channels. This is known as 'contracting out'. The fact that coverage is compulsory by law (though no particular scheme is specified), or that an insurance policy replaces a government scheme, is not sufficient to classify it as social protection. In these cases, the criterion of social solidarity can be a useful guide.

The list of risks and needs that may give rise to social protection is fixed by convention in the ESSPROS methodology as follows:

- Sickness/healthcare
- Disability
- Old age



- Survivors
- Family/children
- Unemployment
- Housing
- Social exclusion not classified elsewhere

These are normally termed ‘functions’ of social protection. They represent the areas that are believed to be most relevant in the European context. These functions define the primary purposes for which resources and benefits are provided, irrespective of the legislative or institutional structures behind them. This enables comparable statistics to be produced despite the fact that the institutions, regulations and social traditions of Member States vary widely.

Functions are therefore defined in terms of their end-purpose rather than of particular branches of social protection or pieces of legislation. Thus, for example, the benefits granted by a pension fund cannot simply be classified in their entirety under the old-age function, because some benefits may relieve the recipient from needs related to the death of a breadwinner (and thus belong to the survivors function) or the loss of the physical ability to engage in economic and social activities (and thus belong to the disability function).

The main differences between EU-SILC and ESSPROS are:

- The EU-SILC definition of social benefits includes the education function while ESSPROS does not;
- The ESSPROS definition covers both current and capital transfers, whereas the EU-SILC definition covers current transfers only;
- The ESSPROS definition covers certain reductions in taxes where they meet the general criteria for social protection schemes and certain other criteria;
- The EU-SILC definition covers only cash benefits (with the exception of housing).

Full details of the most recent version of ESSPROS, including a detailed guide to the interpretation of each function, may be found in the ESSPROS Manual, 2008 Edition (Eurostat, 2008). The ESSPROS classification scheme has many merits in providing a breakdown of social benefits according to the purposes for which they are paid, irrespective of the legislative or institutional structures behind them. However, it is not possible to collect data directly according to this classification because of its unfamiliarity to survey respondents. Therefore, data must be collected in ways that are familiar to respondents, with correspondence tables used to map the national social benefit system onto ESSPROS.

The social benefits collected at the household level are the following:

- Family/children-related allowance (HY050G)/ (HY050N)
- Housing allowances (HY070G)/ (HY070N)
- Social exclusion not elsewhere classified (HY060G)/ (HY060N)

Social benefits exclude:

- Benefits paid from schemes into which the recipient has made voluntary payments only, independently of their employer or government (which are included under ‘Pensions from individual private plans (other than those covered under ESSPROS)’ (PY080G)). For this mapping to be as accurate as possible, it is important that: the survey provide comprehensive prompts to the respondent to ensure that all benefit receipts are reported; each can be correctly ascribed to a particular social protection scheme; and this information is properly recorded in the questionnaire.
  - 5.1.4.1.1. Family/ children-related allowance (HY050G);
  - 5.1.4.1.2. Housing allowances (HY070G);
  - 5.1.4.1.3. Unemployment benefits (PY090G);
  - 5.1.4.1.4. Old-age benefits (PY100G);
  - 5.1.4.1.5. Survivors' benefits (PY110G);
  - 5.1.4.1.6. Sickness benefits (PY120G);
  - 5.1.4.1.7. Disability benefits (PY130G);
  - 5.1.4.1.8. Education-related allowances (PY140G);
  - 5.1.4.1.9. Social exclusion not elsewhere classified (HY060G).

#### 5.1.4.2. *Regular inter-household cash transfers received*

Regular inter-household cash transfers received refer to regular monetary amounts received during the income reference period from other households or persons.

The definition of regular does not refer to precise timing and does not require strong periodicity. It can

correspond to two different timescales: an annual amount received every year or over several years, or periodic receipts (e.g. monthly) over a short period embedded in the income reference period (e.g. a half-year).

- 5.1.4.2.1. Regular inter-household cash transfers received (HY080G);
- 5.1.4.2.2. Alimonies received (HY081G).
- 5.1.4.3. *Other income received*
  - 5.1.4.3.1. Income received by people aged under 16 (HY110G)
- 5.1.4.4. *Interest payments*
  - 5.1.4.4.1. Interest paid on mortgage (HY100G)
- 5.1.4.5. *Current transfers paid*

Current transfers paid are broken down into:

- 5.1.4.5.1. Tax on income and social insurance contributions (HY140G);
- 5.1.4.5.2. Regular taxes on wealth (HY120G);
- 5.1.4.5.3. Regular taxes on ownership of household's main dwelling (HY121G);
- 5.1.4.5.4. Employers' social insurance contributions (PY030G);
- 5.1.4.5.5. Regular inter-household cash transfers paid:
  - i. Regular inter-household cash transfers paid (HY130G);
  - ii. Alimonies paid (HY131G).

### 5.1.5. Imputed rent (HY030G)

Imputed rent (HY030G) is not part of the 2021 operation but will be collected every 3 years as part of the rolling module on 'Labour and housing'. The imputed rent refers to the value to be imputed for all households that do not report paying full rent, either because they are owner-occupiers or they live in accommodation rented at a lower price than the market price, or because the accommodation is provided rent-free. The imputed rent should be estimated only for those dwellings (and any associated buildings such as a garage) that are used as a main residence by the households.

The value to impute should be the equivalent market rent that would be paid for a similar dwelling to that occupied, reduced by any rent actually paid (in the case where the accommodation is rented at a lower price than the market price) and reduced by any minor repairs or refurbishment expenditure which the owner-occupier households make on the property of the type that would normally be carried out by landlords.

## 5.2. Net income components

The net income components are derived from the corresponding gross income components after deducting income tax at source and social insurance contributions.

Net components can be provided:

1. net of tax on income at source and social contributions;
2. net of tax on income at source;
3. net of social contributions.

## 5.3. Total gross and disposable household income

- **Total gross household income (HY010)**

The sum for all household members of gross personal income components plus gross income components at household level.

- **Total disposable household income (HY020)**

The sum for all household members of gross personal income components plus gross income components at household level minus regular taxes on wealth; regular inter-household cash transfer paid and tax on income and social insurance contributions.

**That means:  $HY020 = HY010 - HY120G - HY130G - HY140G$ .**

Component of Total disposable household income (HY020)	
Plus	Minus
1. The sum of HY010 Gross cash or near-cash employee income	- HY120G Regular taxes on wealth - HY130G Regular inter-household cash transfers paid

<p><b>Or</b></p> <p><b>2.</b></p> <p><i>The sum for all household members of gross personal income components</i></p> <ul style="list-style-type: none"> <li>+ PY010G Gross employee cash or near cash employee income,</li> <li>+ PY021G Company car,</li> <li>+ PY050G Gross cash benefits or losses from self-employment (including royalties),</li> <li>+ PY080G Pensions received from individual private plans (other than those covered under ESSPROS),</li> <li>+ PY090G Unemployment benefits,</li> <li>+ PY100G Old-age benefits,</li> <li>+ PY110G Survivor' benefits,</li> <li>+ PY120G Sickness benefits,</li> <li>+ PY130G Disability benefits,</li> <li>+ PY140G Education-related allowances</li> </ul> <p><i>Sum gross income components at household level</i></p> <ul style="list-style-type: none"> <li>+ HY040G Income from rental of a property or land,</li> <li>+ HY050G Family/children-related allowances,</li> <li>+ HY060G Social exclusion not elsewhere classified,</li> <li>+ HY070G Housing allowances,</li> <li>+ HY080G Regular inter-household cash transfers received,</li> <li>+ HY090G Interests, dividends, profit from capital investments in unincorporated business,</li> <li>+ HY110G Income received by people aged under 16</li> </ul>	<p>- HY140G Tax on income and social insurance contributions</p>
---	--

- **Total disposable household income, before social transfers other than old-age and survivors' benefits (HY022)**

The total disposable income (HY020) minus total net transfers, plus old-age benefits (PY100N) and survivors' benefits (PY110N)

$$\text{HY022} = \text{HY020} - (\text{PY090N} + \text{PY120N} + \text{PY130N} + \text{PY140N} + \text{HY050N} + \text{HY060N} + \text{HY070N}).$$

**Or**

$$\text{HY022} = \text{HY020} - (\text{PY090N} + \text{PY100N} + \text{PY110N} + \text{PY120N} + \text{PY130N} + \text{PY140N} + \text{HY050N} + \text{HY060N} + \text{HY070N}) + (\text{PY100N} + \text{PY110N}).$$

<b>Components of Total disposable household income before social transfers except old-age and survivors' benefits (HY022)</b>	
<b>Plus</b>	<b>Minus</b>
<p>HY020 The total disposable income</p> <p>+ PY100N Plus old-age benefits</p> <p>+ PY110N Survivors' benefits</p>	<p>Minus total transfers</p> <ul style="list-style-type: none"> <li>- PY090N Unemployment benefits,</li> <li>- PY100N Plus old-age benefits,</li> <li>- PY110N Survivors' benefits,</li> <li>- PY120N Sickness benefits,</li> <li>- PY130N Disability benefits,</li> <li>- PY140N Education-related allowances,</li> <li>- HY050N Family/children related allowances,</li> <li>- HY060N Social exclusion not classified elsewhere,</li> <li>- HY070N Housing allowances</li> </ul>
<p>HY020 The total disposable income</p>	<ul style="list-style-type: none"> <li>- PY090N Unemployment benefits,</li> <li>- PY120N Sickness benefits,</li> <li>- PY130N Disability benefits,</li> <li>- PY140N Education-related allowances,</li> <li>- HY050N Family/children related allowances,</li> <li>- HY060N Social exclusion not classified elsewhere,</li> <li>- HY070N Housing allowances.</li> </ul>

<p><i>And sum in household level</i></p> <ul style="list-style-type: none"> <li>+ HY040G Income from rental of a property or land;</li> <li>+ HY080G Regular inter-household cash transfers received;</li> <li>+ HY090G Interests, dividends, profit from capital investments in unincorporated business;</li> <li>+ HY110G Income received by people aged under 16;</li> </ul> <p><i>And sum for all household members</i></p> <ul style="list-style-type: none"> <li>+ PY010G Gross employee cash or near cash employee income;</li> <li>+ PY021G Company car;</li> <li>+ PY050G Gross cash benefits or losses from self-employment (including royalties);</li> <li>+ PY080G Pensions received from individual private plans (other than those covered under ESSPROS);</li> <li>+ PY100G Plus old-age benefits;</li> <li>+ PY110G Survivors' benefits</li> </ul>	<ul style="list-style-type: none"> <li>- HY120G Regular taxes on wealth,</li> <li>- HY130G Regular inter-household cash transfers paid,</li> <li>- HY140G Tax on income and social insurance contributions</li> </ul>
--	---

- **Total disposable household income, before social transfers including old-age and survivors' benefits (HY023)**

The total disposable income (HY020) minus total net transfers.

$$\text{HY023} = \text{HY020} - (\text{PY090N} + \text{PY100N} + \text{PY110N} + \text{PY120N} + \text{PY130N} + \text{PY140N} + \text{HY050N} + \text{HY060N} + \text{HY070N}).$$

<b>Components of Total disposable household income before social transfers including old-age and survivors' benefits (HY023)</b>	
<b>Plus</b>	<b>Minus</b>
<p>The total disposable income (HY020)</p>	<p>Minus total transfers</p> <ul style="list-style-type: none"> <li>- PY090N Unemployment benefits;</li> <li>- PY100N Plus old-age benefits;</li> <li>- PY110N Survivors' benefits;</li> <li>- PY120N Sickness benefits;</li> <li>- PY130N Disability benefits;</li> <li>- PY140N Education-related allowances;</li> <li>- HY050N Family/children-related allowances;</li> <li>- HY060N Social exclusion not classified elsewhere;</li> <li>- HY070N Housing allowances</li> </ul>
<p><i>And sum in household level</i></p> <ul style="list-style-type: none"> <li>+ HY040G Income from rental of a property or land;</li> <li>+ HY080G Regular inter-household cash transfers received;</li> <li>+ HY090G Interests, dividends, profit from capital investments in unincorporated business;</li> <li>+ HY110G Income received by people aged under 16;</li> </ul> <p><i>And sum for all household members</i></p> <ul style="list-style-type: none"> <li>+ PY010G Gross employee cash or near-cash employee income;</li> <li>+ PY021G Company car;</li> <li>+ PY050G Gross cash benefits or losses from self-employment (including royalties);</li> <li>+ PY080G Pensions received from individual private plans (other than those covered under ESSPROS);</li> </ul>	<ul style="list-style-type: none"> <li>- HY120G Regular taxes on wealth;</li> <li>- HY130G Regular inter-household cash transfers paid;</li> <li>- HY140G Tax on income and social insurance contributions</li> </ul>

- **Equivalised disposable income:**

The household's total disposable income divided by its 'equivalent size'.

- **Equivalent size**

Refers to the OECD modified scale (which gives a weight of 1.0 to the first adult, 0.5 to other persons aged 14 or over who are living in the household and 0.3 to each child aged under 14).

#### 5.4. Other items not considered as part of income

- Contributions to individual private pension plans (PY035G)

Contributions to individual pension plans (PY035G)/(PY035N) should not be deducted from the total household disposable income.

##### Additional online resources at Eurostat's webpage:



[http://ec.europa.eu/eurostat/statistics-explained/index.php/EU\\_statistics\\_on\\_income\\_and\\_living\\_conditions\\_\(EU-SILC\)\\_methodology\\_-\\_introduction](http://ec.europa.eu/eurostat/statistics-explained/index.php/EU_statistics_on_income_and_living_conditions_(EU-SILC)_methodology_-_introduction)

##### Additional online resources at OECD's webpage:

[https://www.unece.org/fileadmin/DAM/stats/publications/Canberra\\_Group\\_Handbook\\_2nd\\_edition.pdf](https://www.unece.org/fileadmin/DAM/stats/publications/Canberra_Group_Handbook_2nd_edition.pdf)

## 6. FLAGS

### 6.1 Description of flags

All variables except DB010, DB020, DB030, RB010, RB020, RB030, RB040, PB010, PB020, PB030, HB010, HB020 and HB030 are to be sent to Eurostat with the corresponding flag variables. The name of the flag variable is created as a variable name with the suffix ‘\_F’.

The system of flags to be used from 2021 onwards and the changes implemented will be explained for each variable.

The flags indicate how the value is generated or how it is implemented. In some cases, the variable unit defines the household/population for which the information needs to be collected, so for the variable concerned no flag is generated for the part of the unit that is not taken into consideration. Also, part R, except for the main variables, will not have values for former households. No flags will be generated for part R.

The flags to be used as of 2021 will be:

- for non-income variables combining the source of data and imputation when the value is present or when no reasons are provided, one digit;
- For income variables:
  - combining the source of data and the method of imputation (with a concept of ‘most common’) + type of collected values (net, gross, etc.) = two-digit flag;
  - for specific variables three-digit flags will be used; as an alternative flag, a one-digit flag may be used;

Additionally, the ‘imputation factor’ should be defined. Variables and flags must be filled in a consistent manner. Even though regular variables can have missing values, the flag variable is always filled with an appropriate value.

The flag is constructed to describe the variable unit. So, if the variable unit is defined as being asked only for current household members (e.g. Part ‘R’ variables), then that variable will not have a flag for former household members.

Flag values are always numbers which can be:

- negative or positive;
- one-digit (non-income) or composed of two digits or more (income variables).

**Non-income variables** can have missing values. Even though the reasons why the main variable is missing may vary, EU-SILC collects only a certain number of types. Countries can choose how to collect the data (survey, registers). They can also choose the mode of data collection and are required to explain their specific reasons in a quality report. The flag is used in such cases to show the options selected. The modified flag ‘\_F’ provided for non-income variables where the source of data is required will be as in Table 6.1-1.

Table 6.1- 1: Rules for creating most non-income variables

Type of variable	Flag name	Type and content	Type of information	Value	
Non-income	_F	Numeric 1 digit	Source or method	1	Collected by survey/interview
				2	Collected from administrative data
				3	Imputed
				4	Not possible to establish a source
				-1	Missing
				-3	Not applicable (non-selected respondent)
				-7	Not applicable because the variable was not used that year
				Other reasons for non-applicability not shown above (e.g. -2, -4, -5, -6) will be described in each variable.	

This flag will be used for the following variables: RB080, PB140, RB090, PB150, RB120, RB083, PB190, PB200, RB280, PB240, PB230, RB290, RB285, RB200, RG\_Z#, RB211, PL040A, PL040B, PL051A, PL051B, PL111A, PL111B, PL145, PL141, PL073-PL090, PL271, PL150, PL016, PL200, PL211A-PL211L, PL060, PL100, PE041, PE010, PE021, RL010- RL040, HH010, HH021, HH030, HH060, HH070, HS022.

- **missing value:** '-1' (could be in cases where the respondent does not know, or does not want to answer the question, or in cases of lost information, data-entry error and similar). The flag '-1: missing' is not allowed for several non-income variables. So the variables that do not have a flag variable '-1' are: DB010, DB020, DB050, DB060, DB062, DB070, DB075, DB076, DB110, DB120, RB010, RB020, HB010, HB020, HB060, PB010, PB020, DB030, RB030, RB032, RB040, HB030, PB030, DB080, DB090, DB095, RB050, RB060, RL070, PB040, PB050, PB060, PB070, PB080, RB250, RB245, HB110, HB120.
- **not applicable:** '-2', '-4', '-5', '-6', '-7' (the reasons why the question is not applicable can vary from variable to variable);
- **non-selected respondent:** '-3' (only valid in those countries which use this feature). The flag '-3' is used for the following variables: PB060-PB120, PB260, PB270, PH010-PH070, PL111A, PL111B, PL141, PL271, PL150, PL200, PL211A-PL211L, PW010, PW191T, PD020-PD080.
- **Filled (one-digit flag):**
  - **Flag '1' for filled value:** in cases where the non-income variable is filled with a correct value, the flag will have the value '1';
  - **Filled and source or method defined as:** '1- Collected via survey/interview', '2- Collected from administrative data', '3- Imputed', '4- Not possible to establish a source';
  - **Filled** and flags defined differently for DB050, DB060, DB062, DB070.

There could be confusion when using flags 1 to 4, as the source or method used is defined through the flags. The flags are defined for each record. Difficulties arise when one variable is defined on the basis of a set of questions and different methods or sources are used.

A number of different situations are possible:

- If only one source or method is used, then one flag will be used and defining it is straightforward, e.g. '\_F'= '1- Collected via survey/interview', if collected through interview for all individuals or households (respective variable and respective ind/hh will have flag=1).
- If one variable generated by a set of questions and one source or method is used for all of them, then one flag will be used, and defining it is straightforward, e.g. '\_F'= '1- Collected via survey/interview', if collected through interview for all individuals or households (or depending on the source used, if it is a clear case with one source used). In the same way, if the variable is not collected at all from interview and the value is taken from administrative sources, then the flag should have the value '2- Collected from administrative data'.
- The variable is composed from two questions or more. It is possible that the answers to both questions may be imputed. In such a case, the composite variable will have the flag '\_F'= '3-Imputed'.
- The variable is composed from two questions, scale variable. It is possible that the second value of the composed variable may be imputed, but not the first one. In this case, the main source will be defined from the ones with the highest value. This should be the main rule for defining the source.
- One variable is composed from a set of questions. Different sources are used to construct the final variable. The relative share over 50 % should be considered and the source or method that covers at least 50% of the amount of the final variable constructed. In specific cases:
  - One variable is composed from a set of questions. Different sources are used to construct the final variables: survey, administrative records, and imputation. In this case it will be defined by adding up the values used in the same method or source and the flag will be defined on the basis of the share of the source used (as in the previous case). The reference source or method of the highest share by source/method is taken into account if this ratio is >50%.
  - In cases where a categorical variable is constructed from a set of variables of the same type (e.g. yes and no), the source is defined based on two principles: if at least one source is imputed then the flag is '-3'; or using the relative share.
- A number of sources could be considered if the ratio is lower than 50%.
- The flag used for a non-defined method or source '4-Not possible to establish the most common source or method' should be limited or used only in exceptional cases.

As regards countries that provide information on non-selected respondents, the negative ('-3') flag will be chosen to explain why no answer has been provided to certain questions for the non-selected respondent. Where several flags are applicable, first priority will be given to '-7', and '-3' will be given priority over the others.

### Flags for income variables

In most cases, **income variables** cannot have missing values. If missing values are present in the primary data, they will have to be imputed. However, information on collected data must be clearly explained for the purpose of analysis, data checks and preserving data quality. The easiest way to do this is to show this information by means of flags for **income variables**.

Income flag variables are defined in slightly different ways, depending on the type of income concerned (total household income, gross income, net income).

A variable's income type is easily recognisable by the name of the variable. If the suffix is 'G', it means that the observed variable is a gross amount. If the suffix is 'N', it means the amount is net. There are only a few income variables without any suffix: HY010, HY020, HY022 and HY023.

As regards the correctly completed amounts, each flag comprises one, two or three digits, depending on the type of income variable.

The income component follows the same logic on flags as non-income variables. Therefore, the source of data designed for the non-income variables with some main differences will remain and will be considered as a first digit.

- The income variables are mostly constructed from several components (e.g. housing allowances). The flag will refer to the most common source or method.
- The enhanced flag designed for the income variables will also give a possibility of defining the most common exact imputation method used, if applied.

### The most common sources of or methods for determining flags are defined as follows (first digit) for income variables:

- (1) collected by survey/interview;
- (2) collected from administrative data;
- (3) deductive/logical imputation (also including top- and bottom-coding);
- (4) gross/net conversion;
- (5) model-based imputation;
- (6) donor imputation;
- (7) not possible to establish the most common source or method.

The first digit on flags is defined according to the most common source or method used on the income concerned. The first digit gives the main source of the collected value or the main method used to construct the value. The concept of the most common *source or method* is based on the highest share value among the sources used. The key information conveyed by this flag is whether the data were completed directly or whether it was constructed/derived somehow by imputation or estimated by means of a model.

If the data were collected directly through a survey or interview ('\_F' first digit=1) or from an administrative source ('\_F' first digit=2), then the flag shows exactly how they were collected (by interview or from an administrative source). If the value was constructed, estimated or imputed, the first-digit flag '\_F' will show which type of source the value came from. The modalities 3 to 6 of the first-digit flag give different ways to impute values or methods to build values.

The first-digit flag is defined using two criteria: the highest value and the frequency of the source used.



Table 6.1- 2: Rules for creating most income variables<sup>12</sup>

Type of variable	Flag name	Type and content of flags	Type of information	Values			
Income variable	_F	Three-digit flag-first digit	Most common source or method	1	Collected by survey/interview		
				2	Collected from administrative data		
				3	Deductive/logical imputation (also including top- and bottom-coding)		
						4	Gross/net conversion
						5	Model-based imputation
						6	Donor imputation
						7	Not possible to establish the most common source or method
			Three-digit flag-second digit	Type of collected value	1	Net of tax on income at source and social contributions	
					2	Net of tax on income at source	
		3			Net of social contributions		
		4			Mix of different nets		
		5			Gross		
	6	Income component(s) not taxed					
				7	Mix of net and gross		
				8	Unknown		
				9	Not applicable (the value was not collected)		
	_IF	Three-digit flag-third digit	Content of variable	1	Filled with only contributory and means-tested components		
2				Filled with mixed components			
		Imputation factor = collected value / recorded value *100			-999999.99-999999.99		
				.	If problem of dividing by 0 appears		

### The first criterion

If 'a' is the highest value among {a, b, ..., z} then calculate  $\text{Ratio} = a / (a + b + \dots + z) * 100$ ;

If 'a' is only one of the highest values among {a, b, ..., z}, then Ratio cannot be calculated and the 'most common' source or method cannot be defined (examples II and V, Table 6.1-3).

If  $\text{Ratio} \geq 50\%$ , a represents the 'most common' source or method (examples I and III).

The highest value should be counted for each source of the final constructed variable and not only by components. For example, HY0XX is created as the sum of four income components, with different types of information collection for each income source. In this case, the Ratio should be calculated by source. And the value defined by source should define the most common source or method used. So,  $\text{Ratio} = ('4' + '3') / ('1' + '2' + '3' + '4') =$  or  $(500 + 1700) / (500 + 1000 + 500 + 1700) = 59.5\%$ . The most common source or method is 'Collected via survey/interview'.

Example VIII described by sources

Component of income	value	Source
1	500	Model-based imputation
2	1000	Administrative data
3	500	Collected via survey/interview
4	1700	Collected via survey/interview

However, if the first priority in choosing the most common *source or method* cannot be applied through shared ratio, then the second priority should take into account the highest value or values. Exceptionally, the weight of the source or the number of components used can be taken into consideration, in order to avoid not defining the source or method.

The value and number of components mixed together can be taken into consideration in cases where the most common source or method cannot be defined on the basis of the highest value.

<sup>12</sup> Please note that zero income should be treated like any other income. All information must be provided for both flag variables, i.e. for '\_F', and for the imputation factor.

## EXAMPLE

Table 6.1- 3: Example of different components of income and different method/source used

Example	Source/ component method	Value	What is the 'most common' source or method
I	1	1000	The 'most common' source or method is '2' as $2000/(1000+2000)*100=66.7\%$
	2	2000	
II	1	1000	The 'most common' source or method cannot be defined as '1'='2' either with the first criterion or with the second criterion.
	2	1000	
III	1	1000	The 'most common' source or method is '3' as $2500/(1000+1000+2500)*100=55.6\%$
	2	1000	
	3	2500	
IV	1	1000	The 'most common' source or method is '3' $2000/(1000+1000+2000)*100=50\%$
	2	1000	
	3	2000	
V	1	1000	The 'most common' source or method cannot be defined, as the two highest values are the same and three different sources are used.
	2	2000	
	3	2000	
VI	1	1000	The 'most common' source or method cannot be defined as $1250/(1000+1200+1250)*100=36.2\%$ <i>The second criterion cannot be applied either, as the source used is different.</i>
	2	1200	
	3	1250	
VII	1	500	The 'most common' source or method cannot be defined as $1700/(500+1000+500+1700)*100=45.9\%$ . However, since '3' and '4' use the same source, <i>this may be considered to be the 'most common' source or method. In this case, as <math>(1700+500)/(500+1000+500+1700)*100=59.5\%</math>, source or method '4 and 3 that is the same' could be the 'most common'.</i>
	2	1000	
	3	500	
	4	1700	
VIII	1	200	The 'most common' source or method cannot be defined since <i>the sum of the values from the same sources can be used and make the ratio <math>(1100+100)/(200+1000+1200)*100=50\%</math>. The 'most common' source or method is the one used for '3' and '4'.</i>
	2	1000	
	3	100	
	4	1100	

**The second criterion**

If the Ratio < 50%, then the second criterion can be applied (examples IV, VII). The second criterion disregards the value and counts the number of sources used in each component of HY0XX construction.

The second criterion could be introduced in order to avoid having too many instances of 'not possible to define the 'most common' source or method'. However, this could be tested to see how common this case is in reality. The concept of the **most common source or method** based on the second criterion is based not on the values, but on the largest number of components used to construct the EU-SILC income variables. For instance, if three out of five components were collected from administrative data, one component was created using gross/net conversion, and one by applying donor imputation, then the most common source or method would be 2 ('collected from administrative data').

If three separate sources are used to define a final income variable (as in example V), then it is difficult to define the 'most common' source or method.

In cases where it can be shown that it is impossible to establish the most common source or method, modality 7, 'Not possible to establish the most common source or method' should be chosen. Further detailed information can be provided in the Quality Report. The use of this option should be limited as much as possible.

**Type of collected value (second digit of the income flag)**

The second digit of the flag provides information about the imputation or construction of the values. It allows cases of mixed collection of components to be differentiated, taking into account the overall situation rather than the most common case.

For instance, if a variable is constructed from subcomponents, and all were collected in the same way, the corresponding modality will be used.

However, if a variable was constructed from several components collected in different ways, then one of the 'mixed' or the 'unknown' modalities will be used. The 'unknown' modality covers constructed variables when for at least one component the collection type is not known.

The source 'mixed' should be used in cases where the '1' value is net, '2' is gross and the '3' is net of social contributions. The final variable HY0XX should be 'mixed net and gross'.

The possible component flags on type of collected value are defined as:

- (1) net of tax on income at source and social contributions;
- (2) net of tax on income at source;
- (3) net of social contributions;
- (4) mix of different nets;
- (5) gross;
- (6) income component not taxed;
- (7) mix of net and gross;
- (8) unknown;
- (9) not applicable (the value was not collected).

For several income variables (HY100G, HY100N, HY120G, HY120N and HY145N), the only acceptable modality for the *type of collected value* is '1 – net of tax on income at source and social contributions' (or '9 – Not applicable (the value was not collected)'). As presented by the second-digit flag (type of collected value), collected information can be either net, gross or a mix of the two. It could even be untaxed income. However, if the amount is the same whether gross or net because the income component concerned is not taxed at all, then the '*type of collected value*' part of the flag should be put to 'Income component(s) not taxed'.

Therefore, when for e.g. HY100 the *source or method* used is '1- collected via survey/interview' and the second digit of the flag is '1 – net of tax on income at source and social contributions', then the flag will have the value of two digits HY100G\_F=11.

The two flag components – the *most common source or method* and *type of collected value* (respectively) should be concatenated in one flag variable, '\_F', like the previous example.

However, there are some exceptions as regards the modalities to be used. For instance, the flag for variable HY030 is defined differently compared to the majority of income variables. So we will have flags with two digits, three digits and, as an alternative, a flag with one digit.

### Disaggregated income variables: contributory, non-contributory, means-tested and non-means-tested (third digit for income applied)

The final exception has to do with the disaggregated income variables provided as part of the regular submission of data. This flag is used for variables: HY051-054, HY061-064, HY071-074, PY091-094, PY111-114, PY121-124, PY131-134, PY141-144 and PY101-104 (when applicable).

The third component and value '1' should be used for HY051 (and some others). However, for HY052 (if the value was not filled with mixed components), the wording should be 'filled only with contributory and non-means-tested components'.

For these variables, apart from the *most common source or method* and *type of collected value*, an additional component (*the content of the variable*) with one of the following modalities must be created<sup>13</sup>:

- (1) filled only with contributory and means-tested components
- (1) filled only with contributory and non-means-tested components
- (1) filled only with non-contributory and means-tested components
- (1) filled only with non-contributory and non-means-tested components
- (2) filled with mixed components

<sup>13</sup> If a value was not filled with mixed components, then one of four wordings under modality '1' should be chosen, depending on the disaggregated variable (i.e. if it is HY051 or HY052 or HY053 or HY054).

This component is to be concatenated with two other figures (the *most common source or method* and *type of collected value*, respectively) creating one final flag variable – ‘\_F’.

#### The alternative one-digit flag could be:

- Flag value ‘-1’: Missing (not allowed for most income components);

This flag means either ‘item non-response’ or ‘missing from the administrative data’. In general, it is not allowed for most income variables (including disaggregated income variables such as HY051-054, HY061-064, HY071-074, PY091-094, PY111-114, PY121-124, PY131-134, PY141-144 and PY101-104) for which imputation is required, instead of using missing values.

The flag ‘\_F’ can take value ‘-1’ if it is impossible to impute the missing value. This applies only to HY140G, HY140N, PY030G, PY035G and PY035N.

- Flag value ‘-4’: Amount included in another income component

Another exception are variables HY120, HY121, PY020, PY021, PY100, PY110, PY120, PY130, PY101-104, PY111-114, PY121-124, and PY131-134, for which the amount can be included in another income component. When this is the case, flag ‘-4’ should therefore be chosen.

- Flag value ‘-5’: Scheme does not exist in national data

Finally, if a country does not have the respective scheme, then the flag ‘\_F’ should take only one value ‘-5’ (‘this scheme does not exist at national level’). The flag ‘-5’ is used for variables HY051-054, HY061-064, HY071-074, PY091-094, PY111-114, PY121-124, PY131-134, PY141-144 and PY101-104.

There are a number of income variables that are specific cases to which certain exceptions apply. For these variables, flags should be defined as follows.

Income variables will exceptionally accept missing values in the following cases only:

- this ‘scheme does not exist in national data’,
- ‘amount included in another income component’,
- ‘simply missing’ so, when the respective flags are ‘-1’, ‘-4’, ‘-5’.

The only missing values will thus be the ones with the one-digit flag as in Table 6.1-4.

Table 6.1- 4: Construction of the income flag variables

Type of variable	Flag name	Type and content	Type of information	Values	
Income variable	_F	Alternative: one-digit flag	Most common source or method	-1	Missing
				-4	Amount included in another income component
-5				This scheme does not exist at national level	
	_IF	Imputation factor		.	Missing if _F=- 1, -4 or -5

**Flag ‘\_F’ and treatment of ‘0’ income:** For the years before the 2021 operation, there is a flag ‘0’ for no income. However, it has been pointed out that it is justified to request information about the source of this, as for any other value. Zero income (as a final amount) can be found as a result of various situations:

- the respondent reported or the administrative source suggested ‘no income’,
- the value was missing, but the imputation method created value ‘0’,
- one component was reported and the other imputed, resulting in a final amount of ‘0’.

Since all these situations are possible (some more likely, others less so), information on *Source*, *Method*, *Collected value* and *Imputation factor* should be reported. Zero income should thus be treated like any other income and all information must be provided for both flag variables, i.e. for ‘\_F’ and for the imputation factor.

The **imputation factor** is the ratio of collected value (collected either through a survey or from a register) to recorded value (total value after imputation). It is expressed as a percentage without a decimal and it is not bounded.

The imputation factor is missing in cases where the respective variable flag ‘\_F’ is ‘- 1’, ‘-4’ or ‘-5’.

The **imputation digit enables** uncontrolled item non-response to be distinguished from controlled data collection strategies. It provides information about the type of imputation used for each income component and each observation. It also allows shared analysis of each type of imputation of total observed cases. This

flag covers not only imputation, but also editing.

The aim of the imputation factor is to show what percentage of a recorded (transmitted) value is collected and what percentage is imputed. From 2021 onwards, the **imputation factor** is calculated as:

$$\text{Imputation factor} = \frac{\text{collected value}}{\text{collected value} + \text{imputed value}} * 100 = \frac{\text{collected value}}{\text{recorded value}} * 100$$

with the following characteristics:

- The imputation factor will be a number with two decimal places.
- The values that this factor can take are in the following interval: [-999999.99 - 999999.99], meaning that negative values are allowed.
- If problem of dividing by 0 appears, the value will be missing (.) which will indicate this situation. Additionally, for income variables for which missing values are allowed, the imputation factor will not be calculated. Hence, a value will also be missing (.), and the reason why it is missing will be provided in ‘\_F’. Nevertheless, for all other cases (apart from HY030), the imputation factor must be filled.
- The imputation factor concept depends on the definition of imputation that has been drawn up. When defining the ‘collected value’ and the ‘imputed value’, the imputation and its methods must therefore be taken into account.

#### Example: Variable HY110N: income received by people aged under 16

- *Income component\_1*: the amount of €50 was reported directly by the household respondent. The amount reported is the same whether gross or net of tax (i.e. taxation is irrelevant).
- *Income component\_2*: the amount of €4000 was retrieved from an administrative source. The amount reported is net of tax on income at source.
- *Income component\_3*: since the respondent could not recall the amount the household received for one specific income relating to a person aged under 16, this amount had to be imputed. The amount was collected as gross, it being much easier for the respondent to provide this figure, while the net amount was estimated using gross/net conversion, generating a net amount of €500.

Adding up all three components, the total amount of HY110N=€4550.

**Implementation:** Since variable HY110N presents income, both components of ‘\_F’ variable and variable ‘\_IF’ must be provided as following:

- *1st flag component of ‘\_F’ (most common source or method)*: as mentioned earlier, variable HY110N consists of three components from different sources: an interview with the respondent; an administrative source; and imputation, applying donor imputation. As all three components come from different sources or are based on different methods, it is not possible to apply the first priority of number of components. However, as the second source has the highest value and the ratio by sources will be: Ratio=4000/(50+4000+500)\*100=87.% and is higher than 50%. The appropriate first digit will be (2) – ‘collected from administrative data’.
- *2nd flag component of ‘\_F’ (collected value type)*: the purposes of the third flag component is to provide more details about the type of value(s) collected. In this case, only two out of three variables were collected. The first component is collected as net not taxed, the second as net of tax on income at source and the third is collected as gross and applying the gross/net conversion to estimate net. All three components therefore need to be considered to define the second digit flags.

Furthermore, as one income is net and the other income is not taxed, while the other one is collected as gross the corresponding code is (7) – ‘Mix of net and gross’.

**Outcome:** HY110N\_F=27.

*IF (imputation factor)*: Two out of three components were collected for this exercise. They are added up and divided by the total amount recorded for this variable.

**Outcome:** HY110N\_IF=89.01

#### Additional online resources on Eurostat’s website:



[http://ec.europa.eu/eurostat/statistics-explained/index.php/EU\\_statistics\\_on\\_income\\_and\\_living\\_conditions\\_\(EU-SILC\)\\_methodology\\_%E2%80%9393\\_data\\_quality#Imputation](http://ec.europa.eu/eurostat/statistics-explained/index.php/EU_statistics_on_income_and_living_conditions_(EU-SILC)_methodology_%E2%80%9393_data_quality#Imputation)

<https://circabc.europa.eu/ui/group/853b48e6-a00f-4d22-87db-c40bafd0161d/library/f49b7f3b-dc38-4437->

[9269-bea25ac0bf09/details](#)

## 6.2 Description of income flags

First digit: most common source or method

Second digit: type of collected value

Third digit: contributory and non-contributory; means-tested and non-means-tested

### First-digit flag

The first-digit flag is used to define the main source used to collect the information, or the method used to build the value if it was not collected as such. The key information conveyed by this flag is whether the data was filled directly, or whether it was constructed or derived in some way. The definitions below are based on the OECD Glossary of Statistical Terms<sup>14</sup> and the Memobust Handbook<sup>15</sup>.

*Collected via survey/interview* - when the income is collected through survey or interview.

*Collected from administrative data* - when the income source/sources are taken from administrative data (this may apply even if income from employment is collected from administrative sources but the rest of the information is obtained through interviews).

*Statistical imputation*: the recorded value is obtained using a statistical/probabilistic model in which parameters are estimated from the data. It includes:

- random hot deck,
- random model/regression,
- predictive regression,
- mean/median imputation,
- last observation carried forward,
- distance matching (including sequential hot deck) methods.

In particular, in the flag digits it includes:

- deductive/logical imputation,
- gross/net conversion,
- model-based imputation,
- donor imputation.

*Deductive/logical imputation* (also including top- and bottom-coding): one or more subcomponents of the income variables is/are obtained by modelling the component using individual/household characteristics. For instance, children's allowances can be computed on the basis of the child's age.

This imputation method uses logical or mathematical relationships between the variables. The value of one or more missing variables is/are unambiguously derived from the values that were observed, assuming that the observed values are correct. For the missing variables for which this is possible, the derived value is based on the deductive imputation.

A logical imputation also covers the top- and bottom-coding of quantitative variables. A top-code for a variable is an upper limit on all transmitted values of that variable. Any value greater than this upper limit is replaced by the upper limit or is not transmitted in the microdata file at all. Similarly, a bottom-code is a lower limit on all transmitted values for a variable. Different limits may be used for different quantitative variables, or for different subpopulations.

*Gross/net conversion*: The component is obtained directly from the corresponding net/gross component using a taxation model, possibly using an iterative algorithm. In this particular case, it is expected that both gross

<sup>14</sup> [OECD Glossary of Statistical Terms – definition of deductive imputation](#)

<sup>15</sup> [https://ec.europa.eu/eurostat/cros/content/deductive-imputation-method\\_en](https://ec.europa.eu/eurostat/cros/content/deductive-imputation-method_en)

and net variables exist in the database. With this imputation method, the net component is obtained directly from the corresponding gross component using a taxation model, possibly using an iterative algorithm (and vice-versa). Alternatively, the gross component is estimated using the model with the net component and the taxation and social contributions corresponding to the variable.

*Model-based imputation* is imputation through a set of independent variables used as determinants of the dependent variable. The model is fitted to the observed data and subsequently used to generate imputations for the missing values. Several commonly used imputation methods are special cases of model-based imputation; this includes mean imputation, ratio imputation, and regression imputation. The recorded value is obtained by applying a statistical/probabilistic model in which parameters are estimated from the data. It includes the following methods:

- random hot deck,
- random model/regression,
- predictive regression,
- mean/median imputation,
- last observation carried forward,
- distance matching (including sequential hot deck).

The best method is chosen according to the nature of the variable being imputed. A continuous variable is imputed with a normal linear regression model, a binary variable will be fitted by means of a logistic regression, and so on.

*Donor imputation*: This works by filling in the missing values for a given unit by copying the observed values of another unit, the donor. Typically, the donor is chosen in such a way that it resembles the imputed unit as much as possible on one or more background characteristics. The rationale is that if the two units match (exactly or approximately) on a number of relevant auxiliary variables, their scores on the target variable are also likely to be similar. The most common cases of donor imputation are:

- cold deck imputation,
- random hot deck imputation,
- nearest-neighbour imputation,
- predictive mean matching.

The hot deck donor imputation applies when the donor comes from the same data set as the recipient. If the donor is taken from another dataset, this is known as cold deck donor imputation. Most applications of cold deck imputation use data collected in the past. Often, the donor record is then simply an earlier observation of the recipient unit itself. This type of donor imputation is valid only for variables that can be considered more or less constant between observation times, so its applicability may be limited.

#### *Not possible to establish the most common source or method*

As described in the sections on flags, if the variable is collected as the sum of different sources, the first digit should be defined mainly using relative ratio. Alternatively, the number of sources is used. If neither of these methods works, the value assigned to the flag is 'not possible to establish the most common source or method'.

#### **Second-digit flag**

This flag shows the type of initial value collected. It also shows whether it is collected gross or net, or whether a mixed method is used.

*Net of tax on income at source and social contributions* is total gross taxable income less tax paid. Income as initially received is subject to retention at source of tax and/or social insurance contributions.

*Net of tax on income at source* income as initially received is subject to retention at source of tax.

We take 'retention at source' to mean that the amount of tax has been assessed solely on the basis of the income received from the particular source concerned, excluding any income received from any other sources and the individual's (the tax unit's) personal characteristics.

*Net of social contributions* income as initially received is subject to retention at source of social insurance contributions.

*Mix of different nets* collected from different nets. This appears in cases where an income variable is constructed from different components collected using different nets, e.g. one net of tax on income at source and social contribution and the other one net of social contributions.

*Gross of an individual, household or other tax unit* is the total income from all sources received during a reference period, before any deductions for tax or social insurance contributions.

*Income component(s) not taxed* refers to situations where the income components are not taxed at all. If the amount is identical, whether gross or net value (because the income component concerned is not taxed at all).

*Mix of net and gross* is income collected, part of which is net and part of which is gross.

*Unknown* is when at least one of the sources of income is not known.

*Not applicable (the value was not collected)* refers to cases where an income component was not collected for the country concerned, but was instead imputed, using a statistical method.

### **Third-digit flag**

The 'contributory' and 'means-tested' definitions are the same as those applied in ESSPROS. For further details, see the ESSPROS manual<sup>16</sup>.

Contributory schemes are social protection schemes requiring the payment of contributions, by the protected persons or by other parties on their behalf, in order to secure individual entitlement to benefits. Contributory schemes are sometimes referred to as social insurance schemes. By convention, all non-autonomous schemes run by employers for the benefit of their employees or former employees and their dependents are classified as contributory schemes.

Means-tested social benefits are social benefits which are explicitly or implicitly conditional on the beneficiary's income and/or wealth falling below a specified level.

---

<sup>16</sup> [http://epp.eurostat.ec.europa.eu/portal/page/portal/product\\_details/publication?p\\_product\\_code=KS-RA-12-014](http://epp.eurostat.ec.europa.eu/portal/page/portal/product_details/publication?p_product_code=KS-RA-12-014)





# 7. DATA COLLECTION

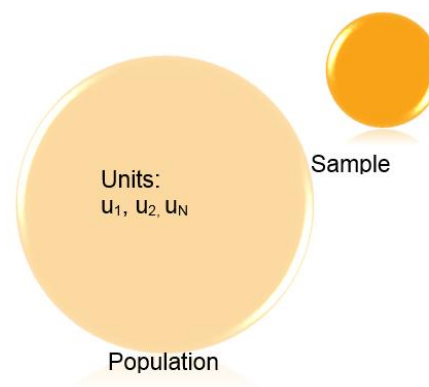
## 1.2 Sample

In statistics and quantitative research methodology, a data sample is a set of data collected and/or selected from a statistical population by a defined procedure. The elements of a sample are known as sample points, sampling units or observations.

Typically, the population is very large, making a census or a complete enumeration of all the values in the population either impractical or impossible. The sample usually represents a subset of manageable size (Figure 7.1-1).

Statistics are calculated on the basis of the samples collected so that inferences can be drawn or extrapolations made from the sample to the population. The data sample may be drawn from a population without replacement, in which case it is a subset of a population; or with replacement, in which case it is a multi-subset.

Figure 7.1- 1: Sample selection



### 7.1.1 Sample selection

Data collected under the IESS Regulation are based on representative samples drawn from sampling frames set up at national level that allow persons or households to be selected at random, with a known probability of selection. The sampling frame is designed to identify and cover the target population exhaustively, with the usual accepted coverage error, and is regularly updated. It contains all the information necessary for the sample design, such as information needed for stratification purposes and to contact individuals or households. The sampling frame also includes the information needed to link individuals to other administrative records, provided that linking to such records is necessary, proportionate and specifically permitted under applicable EU or national law, to which the controller is subject and which also lays down suitable measures to safeguard the rights, freedoms and legitimate interests of data subjects.

While the Commission Regulation on sampling and tracing rules allows each country to choose its own specific sampling design, the sample must be selected in accordance with the following requirements:

- For all components of EU-SILC (whether survey- or register-based), the cross-sectional and longitudinal (initial sample) data must be based on a nationally representative probability sample of the population residing in private households within the country, irrespective of language, nationality or legal residence status;
- All private households and all persons aged 16+ within the household are eligible for the operation;
- Representative probability samples must be achieved both for households and for individual persons in the target population, which form the basic units of sampling, data collection and data analysis;
- The sampling frame and methods of sample selection must ensure that every individual and household in the target population is assigned a known and non-zero probability of selection.

The sampling frame and the methods of sample selection should ensure that every individual and household in the target population is assigned a known probability of selection that is not zero.

EU-SILC permits two types of samples:

- An initial sample of 'complete' households, i.e. covering all persons in each household. Among these, only persons aged 16+ at the time are eligible for the detailed personal interview.
- A random sample of persons. Again, only persons aged 16+ at the time are eligible for the detailed personal interview.

#### Sample characteristics of the EU SILC must include:

- (a) The sample should have a minimum four-year rotation scheme. If the Member State or implementing countries consider it possible, the sample should have a rotation scheme covering six years or more.
- (b) Without taking attrition into account, the sample must be equally distributed over the years of the rotation scheme, except during the period of changes in the sample size.

### 7.1.2 Initial sample and sample persons

The information collected in EU-SILC pertains to the following types of units, household and persons. This applies to both the cross-sectional and the longitudinal components. Specifically, the information collected can be divided into four main sets:

- Set 1. Households, for the collection of household level variables;
- Set 2. All household members, for the collection of demographic and other basic information on household members, including household size and composition;
- Set 3. All household members aged 16+, for the collection of income and basic information. Among current members, only persons aged 16+ at the end of the income reference period are eligible for the collection of income and related information;
- Set 4. Detailed variables, selected respondents, which may include all members aged 16+ or a random subsample thereof (usually one such person per household), for the collection of detailed information.

Individuals selected for the purpose of Set 3 and 4 are termed sample persons. These are all the people in the initial sample (or a subset of them), who are followed up over the duration of the panel to obtain the longitudinal sample of observations. Thus, in principle, all members of households in the initial sample of 'complete' households are sample persons. For an initial sample of persons, the term applies only to the individuals selected (normally one per sample household). Other individuals in sample households are termed co-residents. A sample household is defined as a household containing at least one sample person.

For those countries where a sample of complete households is selected, exactly the same information is required (all sets 1-4) from sample persons and from co-residents. For countries using a random sample of persons (normally one person per household), sets 1-3 apply to both sample persons and co-residents in these households, while the personal interview applies only to the sample persons.

As regards former household members (for the longitudinal component only), only a subset of variables will be collected.

[Part II: Description of EU-SILC variables](#) provides details of variables which must be collected through a personal interview in all countries, irrespective of whether registers are used for other purposes.

Both of these schemes are intended to represent the entire target population of persons (and hence also all private households) at the time of sample selection. They differ only in the type of sample selected from that population.

### 7.1.3 Statistical populations, observation unit

#### Target population

In each wave, the longitudinal component of EU-SILC should represent the current target population, i.e. the population of all persons living in private households within the national territory of the country concerned, the population at the time of sample selection (in wave 1), and the population surviving in subsequent years (waves 2-n).

Individuals living in collective households or in institutions are excluded from the target population. For practical reasons, small parts of the national territory (the excluded areas) may not be covered in the survey either.

In practice, the target population that can be covered will differ from the above in certain respects, owing to the way in which the longitudinal sample is constructed. The longitudinal component of EU-SILC comprises one or more panels. Each panel begins with the selection of an initial sample representing the target population at the time of its selection. This initial sample is then followed up over time (for at least four years, or for six years or more, depending upon the design adopted in the country), according to specified tracing rules defined below. The objective of the tracing rules is to reflect any changes in the target population in the initial sample and to follow up individuals over time. The sample for the EU-SILC longitudinal component at any given time (year) typically consists of (i) follow-up of the initial sample(s) selected at earlier times, plus (ii) any new 'initial sample' selected at the time concerned. The latter covers 'rotational designs' and any supplements (increased) that may be added to the sample from time to time to compensate for panel attrition (that is, respondent dropout for various reasons in subsequent rounds of the survey).

The type of demographic changes which need to be reflected include births to individuals in the original population, movements of persons from outside the original population (from collective households, institutions or abroad) into private households containing individuals from that population, and movements into new private households that do not contain such individuals. With the possible exception of sample supplements (e.g. increase of the sample) added especially for the purpose, the latter category of in-migrants is not normally covered by the panel tracing procedures. The following are deducted from the population: deceased individuals, those who have moved out of scope (abroad or outside the private household sector),

and those who have become ineligible for other reasons.

Thus, depending on the tracing rules, the longitudinal sample at any given time may not exactly represent the current 'cross-sectional' target population. This is because cross-sectional weights are used to make the pool of longitudinal samples representative of the cross-sectional population. Considering the cross-sectional and longitudinal information in EU-SILC, according to Article 4 of Commission Implementing Regulation (EU) 2019/2242 on the characteristics of the statistical populations and observation units and the rules on respondents :

- The target population in the domain of income and living conditions comprises private households and all persons composing these households in the territory of the country concerned.
- Information at household and person level is collected or compiled for all household members, including all sample persons and co-residents, as specified in Annex II. In the selected respondent model, data are collected through individual interviews with selected respondents aged 16+. For a sample person, starting from the second wave, information is collected as to whether he or she remained at the same address or moved to a different address from one year to the next. In the event of a change, the new contact information is also collected.
- Information is collected on household members from the previous wave who are no longer household members to establish whether they have died, or whether they have moved abroad, into an institution, or to a different address within the national territory.
- Households containing at least one sample person are included for the collection or compilation of detailed information.
- In both the initial and the split-off household, the full information required for current household members and the full information at household level is collected or compiled.
- At least three attempts must be made to contact a household or person before it is considered that it, he or she is non-responding, unless there are conclusive reasons why this cannot be done (such as a definite refusal to cooperate or circumstances endangering the interviewer's safety).
- Where proxy interviews are allowed, the proxy rate must be kept as limited as possible as regards:
  - the income personal variables;
  - any variables required for at least one household member aged 16+.
- If a proxy interview is conducted, the identification number of the person who has provided the information should be recorded.

#### 7.1.4 Tracing rules and record of persons

Tracing (or also following) rules under Article 8 of Implementing Regulation (EU) 2019/2242, define which particular members of sample households should be traced and re-interviewed, and under what circumstances. The aim of the tracing rules is to reflect any changes in the target population drawn in the initial sample and to follow up individuals over time. In other words, tracing rules define which particular members of sample households should be traced and re-interviewed, and under what circumstances.

The main question to be answered by using tracing rules is: '*Who is followed in the longitudinal survey?*'

Sample persons, co-residents and sample households are observed for the purpose of the survey over the duration of the panel. Once selected, a sample person, should be followed up at whatever new place they move to (if they are still living in private households in the national territory).

Sample persons and co-residents who are temporarily away from the household but who are still considered to be household members should be covered by the survey in that household. The longitudinal sample must also remain representative of all age groups in the population. This means that in principle, persons of all ages should be followed up. However, minors are not likely to move alone without an adult from the same household. Thus, for practical reasons, only persons aged 16+ at the end of the income reference period at the time of selection are sample persons and therefore to be followed up.

One of the most important objectives of the longitudinal component of EU-SILC is to allow the calculation of the social inclusion indicator 'at persistent-risk-of poverty rate'.

As the sample household, sample person and co-resident are directly affected by the tracing rules, it is necessary to explain the terms according to their EU-SILC definitions. Information at household and person level must be collected or compiled for all household members, including all sample persons and co-residents. In the selected respondent model, data are collected through individual interviews from selected respondents aged 16+ only. For a sample person, starting from the second wave, information is collected on whether that person remained at the same address or moved to a different address from one year to the next. If there is

any change, the new contact information is also collected. Households containing at least one sample person are included for the collection or compilation of detailed information. Sample persons are persons from the initial sample of households who, at the time of selection, were aged at least 16 at the end of the income reference period.

The longitudinal component follows changes over time at individual level, such as transitions from school to work and from work to retirement, flows into and out of economic activity and work and, above all, changes in the level of income and poverty of individuals and households.

Tracing (or also following) rules under Article 8 of the Implementing Regulation, (EU) 2019/2242, are as follows.

Sample persons moving to a private household within the national territory covered in the survey are followed to the household's new location.

Sample persons who are temporarily away from the household but who are still considered members of the household are covered by the survey in that household.

Sample persons who are no longer members of a private household, or who have moved outside the national territory covered in the survey or to an institution, are dropped from the survey.

Co-residents appear from the second wave onwards. A co-resident is defined as a person who joined a household containing at least one sample person. Household members under 16 at the time of selection are also defined as co-residents.

Co-residents living in a household containing at least one sample person are followed up.

Co-residents living in a household not containing any sample person are dropped from the survey.

Sample households are dropped from the survey if:

- (a) the household was not enumerated for a single year for either of the following reasons:
  - (1) the address could not be found;
  - (2) the address was non-residential or unoccupied;
  - (3) there was no information on what happened to the household (the household was lost);
  - (4) the household refused to cooperate;
- (b) the household was not contacted in the first year of the panel or in two consecutive years of the panel for either of the following reasons:
  - (1) it was not possible to access the address;
  - (2) the whole household was temporarily away or unable to respond owing to incapacity or illness or for other serious reasons.

Sample persons, co-residents and sample households are followed up over the duration of the panel in accordance with the rules set out in table 7.1-1.

Table 7.1- 1: Rules for follow-up

<b>Sample persons</b>	<b>To be</b>
<i>Moving to a private household within the national territory covered in the survey</i>	Followed to the new location of the household
<i>Other persons temporarily away but who are still considered to be members of the household</i>	Covered in the household they belong to
<i>Persons who are no longer members of a private household, or those who have moved outside the national territory covered in the survey</i>	Dropped from the survey
<b>Co-residents</b>	<b>To be</b>

<i>Living in a household containing at least one sample person</i>	Followed
<i>Living in a household not containing any sample person</i>	Dropped
<b>Sample households</b>	<b>To be</b>
<i>Non-enumerated for a single year because it was impossible to locate the address, the address was non-residential or unoccupied, the address was lost (no information on what happened to the household), or the household refused to cooperate</i>	Dropped
<i>Non-contacted in the first year of the panel or non-contacted for two consecutive years because it was impossible to access the address, because the whole household was temporarily away or because the household was unable to respond owing to incapacity or illness or for other serious reasons</i>	Dropped

### Movement

It has been decided that in EU-SILC persons moving only within the limits of the target population as defined above, i.e. persons remaining or moving within private households in the national territory covered by the survey, will be followed up. Sample persons moving to a collective household or into an institution, moving to national territories not covered in the survey, or moving abroad (to a private household, collective household or institution, within or outside the EU), would normally not be traced. The only exception would be the continued tracing of those moving temporarily (for an actual or intended duration of less than six months) to a collective household or institution within the national territory covered, who are still considered to be household members.

### Precise tracing rules

The longitudinal sample must also remain representative of all age groups in the population. This means, in principle, that persons of all ages should be followed up. However, in view of costs and other practical considerations, separate follow-up may be restricted to persons above a certain age.

The minimum EU-SILC requirements for following up individuals in the longitudinal sample are for a period of four years.

Demographic changes in the household and the length of the panel also influence the follow-up rules. Only people aged 16 and over in the first wave are to be followed up in the EU-SILC.

In a design using a sample of persons, the inclusion of under-16-year-olds is a more critical requirement than in a sample of complete households. This is because in a sample of persons, those aged under 16 can be included in the interview sample on reaching age 16 only if they were already selected for this purpose.

The size of the selected sample would need to be increased commensurately to achieve the required number of interviews with persons aged 16+.

**Note: If panels exceed four years, the age limit for the selection of individuals would need to be reduced further.**

**However, co-residents are not traced if they move to a household that does not contain a sample person.**

For former residents ('the former household members'), only limited information in part R will be collected (identification, year, country of residence, membership status, and the location to which the person has moved).

### Non-respondents

A household that refuses interviews may be dropped from the sample. Any sample persons are automatically dropped from further follow-up.

For a short panel of four years' duration, a household which has not been enumerated for two consecutive years or which was not contacted in the first year of the panel (because it was impossible to access the address, because the whole household was temporarily away, or because it was unable to respond for reasons of incapacity or illness) may be dropped, along with any sample person in it. The following households may be dropped: those that are non-enumerated for a single year because it is impossible to locate the address, because the address is non-residential or unoccupied, or because it is lost (there is no information on what happened to the household).

In countries using panels of longer duration, more thorough follow-up procedures are recommended because of the greater danger of panel attrition. As a general recommendation, only those households with two

consecutive non-interviews may be dropped.

### 7.1.5 Precision requirements

The precision requirements are set in Annex II to the IESS Regulation. They are expressed in standard errors and are defined as continuous functions of the actual estimates and of the size of the statistical population in a country or in a NUTS 2 region.

The estimated standard error of a particular estimate  $\widehat{SE}(\hat{p})$  must not be bigger than the following amount:

$$\sqrt{\frac{\hat{p}(1-\hat{p})}{f(N)}}$$

The function  $f(N)$  has the following form:  $f(N) = a\sqrt{N} + b$

The following values are used for parameters  $N$ ,  $a$  and  $b$ :

Table 7.1- 2: Parameters used for at risk-of-poverty

$\hat{p}$	$N$	$a$	$b$
Ratio of people at risk of poverty or social exclusion to population	Number of private households in the country in millions and rounded to 3 decimal digits	900	2600
Ratio of people at persistent risk of poverty to population	Number of private households in the country in millions and rounded to 3 decimal digits	350	1000
Ratio of people at risk of poverty or social exclusion to population in each NUTS 2 region	Number of private households in the NUTS 2 region in millions and rounded to 3 decimal digits	600	0

As regards the estimated ratio of people at risk of poverty or social exclusion to the population in each NUTS 2 region, these requirements are not compulsory for NUTS 2 regions with fewer than 0.500 million inhabitants, provided that the corresponding NUTS 1 region meets this requirement. *NUTS 1 regions with under 100 000 inhabitants are exempted from the requirement.*

### 7.1.6 Design

The **sample design** describes all the steps to be carried out when selecting a sample of households (sample comprising all persons in each sample household) or persons (direct sample of adults, normally no more than one selected per household). Its purpose is to improve the quality of the estimates produced and to control costs. Different countries have different strategies for achieving this objective.

Countries choose a specific sampling design depending on the structure of the country and the population, taking account of existing information and budgetary constraints. The most frequently used sampling design is stratified multistage sampling (Table 7.1-3).

Every year countries are required to send Eurostat general information on the sampling design used and detailed information (at the level of micro-data) on the strata and PSU from which each household is drawn. The efficiency of the sampling design has a big impact on standard error and should be monitored over time.

Table 7.1- 3: Main characteristics of countries' sampling designs

Sampling design	Country	Stratification
Simple random sampling	MT, IS, NO	Without stratification
Stratified sampling according to different design by rotational group	HU	
Stratified simple random sampling	DE, DK, CY, LT, LU, AT, SK, SE, CH	
Stratified and systematic sampling	EE	With stratification
Stratified two-stage sampling	IT, HR, LV, NL, PT, SI	
Stratified multi-stage sampling	BE, BG, CZ, IE, EL, ES, FR, IT, PL, RO, UK	
Stratified two-phase sampling	FI	

As mentioned above, one characteristic of EU-SILC is flexibility in terms of sampling design.

Depending on the country, micro-data could come from:

- one or more existing national sources, possibly combined with a new survey;
- a new harmonised survey to meet all EU-SILC requirements.

However, there are some constraints:

- for both the cross-sectional and longitudinal components, all household and personal data will be linkable;
- based on the IESS Regulation - a rotational (integrated) design with four (or even six or more) sub-samples or replications.

#### 7.1.6.1. Integrated design

Rotational (integrated) design refers to sample selection based on a number of subsamples or replications that are all similar in size and design and representative of the whole population. From one year to the next, some replications are retained, while others are dropped and replaced by new replications.

Figure 7.1-2. shows what the chosen sample should look like in the case of four rotational groups. As mentioned above, every effort should be made to ensure that each sub-sample 'captures' the characteristics of the population observed.

Figure 7.1- 2: Rotational design

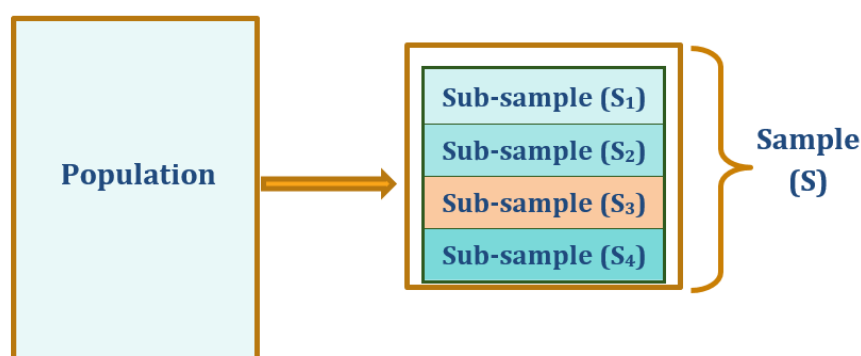


Figure 7.1-3 shows what happens with four rotational groups over five years. The blue rectangle presents one example of the longitudinal data, while the red rectangle presents one example of the cross-sectional data. The sample for any one year consists of four replications, which have been in the survey for between one and four years. Any particular replication remains in the survey for four years; each year, one of the four replications from the previous year is dropped and a new one is added. Between year T and T+1 the sample overlap is 75% (in the absence of attrition); the overlap between year T and year T+2 is 50%; and it falls to 25% from year T to year T+3, and to zero for longer intervals.

Figure 7.1- 3: Illustration of a simple rotational design



Time/ Rotation	Year 1	Year 2	Year 3	Year 4	Year 5
1	S <sub>1</sub>	<del>S<sub>1</sub></del> dropped			
2	S <sub>2</sub>	S <sub>2</sub>	<del>S<sub>2</sub></del> dropped		
3	S <sub>3</sub>	S <sub>3</sub>	S <sub>3</sub>	<del>S<sub>3</sub></del> dropped	
4	S <sub>4</sub>	S <sub>4</sub>	S <sub>4</sub>	S <sub>4</sub>	<del>S<sub>4</sub></del> dropped
1		new S <sub>1</sub>	S <sub>1</sub>	S <sub>1</sub>	S <sub>1</sub>
2			new S <sub>2</sub>	S <sub>2</sub>	S <sub>2</sub>
3				new S <sub>3</sub>	S <sub>3</sub>
4					new S <sub>4</sub>

### Note:

In the case of countries using a six-year rotation design, the 'i', *index of subsamples*, will take values not from 1 to 4 (as illustrated in the figure above) but from 1 to 6.

At the beginning, a cross-sectional representative sample of households is selected. It is divided into four sub-samples, each on its own representative of the entire population and similar in structure to the entire sample. One sub-sample is purely cross-sectional and is not followed up after the first round. Respondents in the second sub-sample are asked to participate in the panel for two years, in the third sub-sample for three years, and in the fourth for four years. From year 2 onwards, one new panel is introduced each year; the respondents are asked to participate for four years. In any one year, the sample consists of four sub-samples, which together constitute the cross-sectional sample. In the first year they are all new samples, while in all subsequent years only one is a new sample. In year 2, there are three panels; in year 3, one is a panel from the second year and two from the third year; in subsequent years, one is a panel from the second year, one from the third year, and one from the fourth (final) year.

#### 7.1.7 Sample characteristics

EU-SILC uses two types of samples:

- An initial sample of 'complete' households, i.e. covering all persons in each household. Among these, only persons aged 16+ at the time are eligible for the detailed personal interview.
- A random sample of persons. Again, only persons aged 16+ at the time are eligible for the detailed personal interview (this is also known as the '**selected respondent model**').

Under Article 6(1) of Regulation 2019/2242, only countries that use the selected respondent model before can continue to use it in subsequent years. The countries concerned are Denmark, Finland, Sweden, Slovenia, the Netherlands, Norway, and Iceland.

Article 6(2) of Regulation 2019/2242 states that controlled substitutions of sample households or persons may be allowed only in the first year of each panel, if the response rate falls below 60% and one of the following situations arises:

- the sample household or person is not contacted because it/she/he cannot be located or is inaccessible;
- the sample household or person is contacted, but the interview is not completed because the household or person refuses to cooperate, the whole household is temporarily away, the household or person is unable to respond or there are circumstances endangering the interviewer's safety.

The set of sample households or persons for substitution is defined prior to data collection. There must be no substitution with households or persons not belonging to that set.

Procedures must be followed to ensure that the process of substitution is controlled to the maximum extent possible. Such procedures should include using a design which ensures that the selected substitutes closely match the households or persons they replace in terms of their significant characteristics.

Small parts of a national territory amounting to no more than 2% of the national population may be excluded from EU-SILC, as may French overseas departments and territories. These two types of exclusion should not take place simultaneously and details should be provided in quality reports.

If subpopulations covered by the survey are significantly under-represented in the achieved sample owing to specific non-response or attrition, Member States should take measures such as oversampling, calibration or applying any relevant method to correct for the resulting bias. The methods used, their impact and any drawbacks should be explained and assessed in the quality report.

#### 7.1.8 Regionalisation

The IESS Regulation states that reliable statistics should be provided at national and at regional level (NUTS2) . In the longer term, efforts should be made to achieve more detailed local data, based on the infrastructure set up under Directive 2007/2/EC of the European Parliament and of the Council<sup>17</sup>.

The availability of data at NUTS 2 level requires an appropriate sample size, as described in [7.1.5 Precision requirements](#).

#### 7.1.9 Data editing, imputation and estimation

Imputation, modelling or weighting should be applied to the data where necessary, as explained in Article 9 of IA 2019/2242. The procedure applied to the data should preserve variation in and correlation between variables. Methods that incorporate 'error components' into the imputed values are preferable to those that simply impute a predicted value.

Methods which take into account the correlation structure (or other characteristics of the joint distribution of the variables) are preferable to the marginal or univariate approach.

Where non-response to income variables at component level results in missing data, appropriate methods of statistical imputation should be applied.

When non-response to an individual questionnaire occurs within a sample household, appropriate statistical procedures for weighting or imputation should be used to estimate total household income.

Where any net income variable at component level is collected directly, appropriate methods of statistical imputation, modelling, or both, should be applied to obtain the required target gross variables and vice versa.



#### Additional online resources at Eurostat's webpage:

[http://ec.europa.eu/eurostat/statistics-explained/index.php/EU\\_statistics\\_on\\_income\\_and\\_living\\_conditions\\_\(EU-SILC\)\\_methodology\\_%E2%80%93\\_data\\_quality#Imputation](http://ec.europa.eu/eurostat/statistics-explained/index.php/EU_statistics_on_income_and_living_conditions_(EU-SILC)_methodology_%E2%80%93_data_quality#Imputation)

### 1.3 Data collection and fieldwork

Each Member State or other country where the survey is conducted shall follow appropriate procedures to maximise the response rates achieved.

Details about identification of households, persons and information to be collected in the event of change in household composition are defined in Annex 4 to the implementing regulation, 2019/2242.

Details should be kept of individuals' moves, so as to be able to follow them up and avoid losing the possibility of interviewing them.

At least three attempts to contact should be made before a household or individual is accepted as non-responding, unless there are conclusive reasons (such as a definite refusal to cooperate, circumstances endangering the safety of the interviewer, etc.) why this cannot be done.

- The proxy rate, where proxy is allowed, should be kept as limited as possible for the income personal variables and for any variables required for at least one household member aged 16 or more. In the case that a proxy interview is carried out, the identification number of the person who has provided the information must be recorded. Where the information for the whole interview (usually in part P) is using proxy while for specific variables non proxy is used, the details should be provided in the quality reports.
- The collection unit, together with the mode of collection for household and personal information, should

<sup>17</sup> Directive 2007/2/EC of the European Parliament and of the Council of 14 March 2007 establishing an Infrastructure for Spatial Information in the European Community (OJ L 108, 25.4.2007, p. 1).

be as laid down in the description of the respective variables (see [part II Description of variables](#)).

- For the data directly provided by the respondents, based on Article 7 of implementing regulation 2019/2242 the fieldwork period should be as close as possible to the income reference period so as to minimise time lag between income and current variables.
- The collection or compilation of data, for a given unit (household or person), between successive waves should be kept as close as possible to 12 months.
- The data directly provided by the respondents should be collected by computer-assisted methods like CAPI, CATI and CAWI. From the wave 2 onwards, this method is highly recommended and necessary to facilitate the process of split household, follow-up, keeping unique codes and also being connected and informed by the NSI.



**Additional online resources at Eurostat's webpage:**

[http://ec.europa.eu/eurostat/statistics-explained/index.php/EU\\_statistics\\_on\\_income\\_and\\_living\\_conditions\\_\(EU-SILC\)\\_methodology\\_%E2%80%93\\_data\\_collection#Mode\\_of\\_data\\_collection](http://ec.europa.eu/eurostat/statistics-explained/index.php/EU_statistics_on_income_and_living_conditions_(EU-SILC)_methodology_%E2%80%93_data_collection#Mode_of_data_collection)

## 8. WEIGHTS

### 8.1. Introduction

Under Article 10 of Commission Implementing Regulation 2019/2242 laying down technical specifications, establishing the technical formats and specifying the detailed arrangements and content of the quality reports on the organisation of a sample survey in the income and living conditions domain, Member States are required to send data to the Commission (Eurostat) in the form of micro-data files (including appropriate weights). These must have been fully checked and edited, using the statistical data and metadata exchange standard through the single entry point to allow the Commission (Eurostat) to retrieve the data by electronic means.

Weighting factors should be calculated to take into account:

- the probability of units being selected,
- the probability of non-response, and,
- the need to adjust the sample as appropriate to external data on the distribution of households and persons in the target population, such as by sex, age (five-year age groups), household size and composition and region (NUTS II level), or income data from other national sources, where the countries concerned consider such external data to be sufficiently reliable.

The weights based on the unit and the part of the data set used are:

- *Household*
- *Individual*
- *Individual 16 +*
- *Selected respondent weight.*

The weights based on the construction and design are:

1. *Design weight (for households and for a selected respondents)*
2. *Cross-sectional weight*
3. *Base weight*
4. *Longitudinal weight*

*Main weights used on data files*

- DB090 is the cross-sectional weight used for weighting household data;
- RB050 (adjusted) is the cross-sectional weight used for weighting R-file data;
- PB040 is the cross-sectional weight for weighting individual P-file data;
- PB060 is the cross-sectional weight for weighting individuals in the P-file for selected respondent countries. If this weight is missing, PB040 is used.

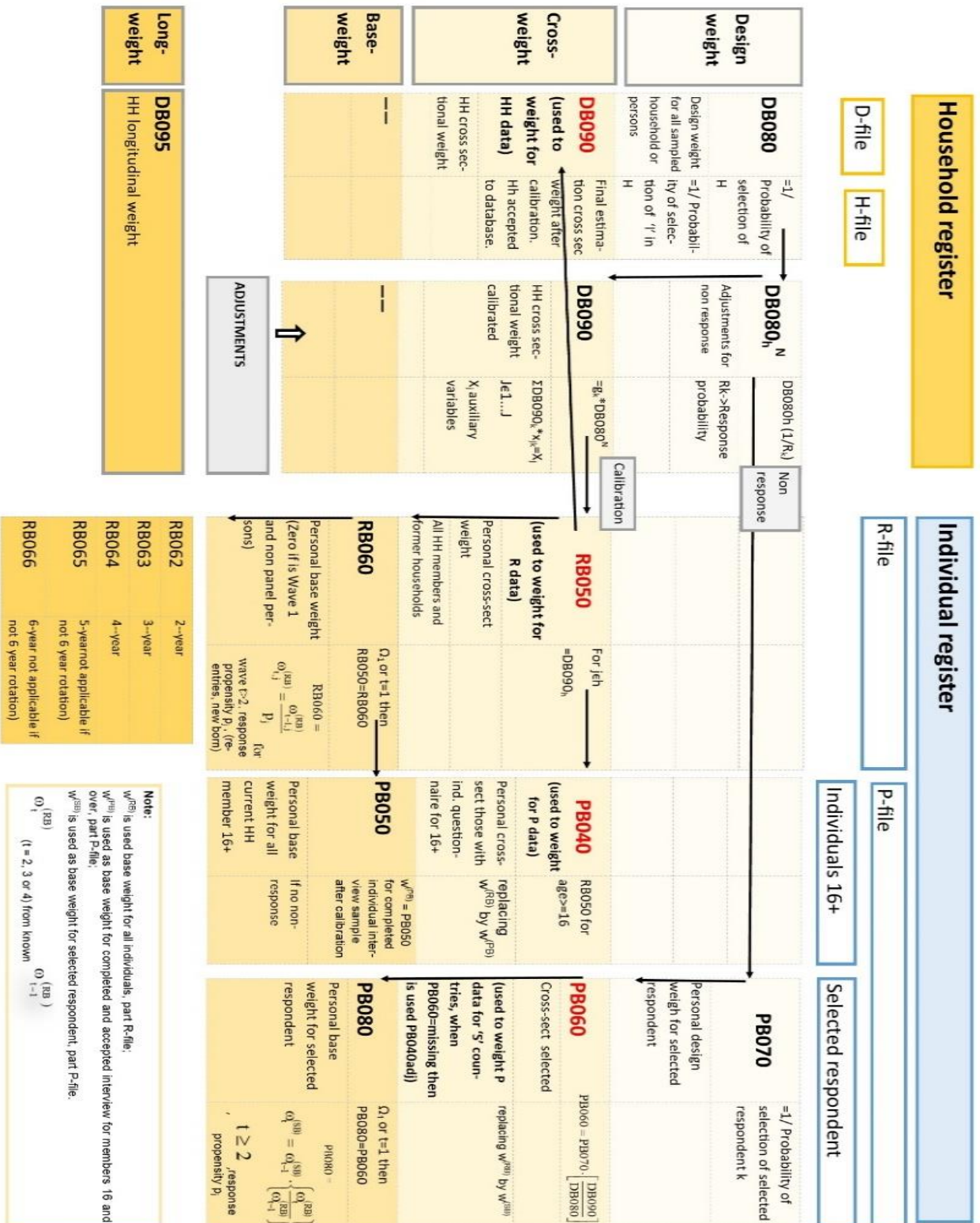
*Other weights used (base weight or design weight)*

- DB080 Household design weight
- RB060: Personal base weight (R-file data);
- PB050 Personal base weight (all household members aged 16 and over)
- PB070 Personal design weight for a selected respondent
- PB080 Personal base weight for a selected respondent

*Longitudinal weight*

- DB095: Household longitudinal weight
- RB062 Longitudinal weight (two-year duration)
- RB063 Longitudinal weight (three-year duration)
- RB064 Longitudinal weight (four-year duration)
- RB065 Longitudinal weight (five-year duration)
- RB066 Longitudinal weight (six-year duration)

Figure 8.1- 1: Scheme of the weights



## 8.2. Weighting for the first year of each sub-sample

### Design weights (household weights DB080 and 'selected respondent' weights PB070)

Design weights are constructed based on the sample selection:

- **sample of the household**
- **sample of the individuals**

A sample of persons, called '*selected respondents*', is taken from a frame of persons aged 16+.

- *the personal design weights for a selected respondents (target variable PB070)*
- *the household design weights (target variable DB080)*

These weights are of methodological interest, but are not used in substantive analysis. The design weights need to be defined for all selected units, and not only for responding units. DB080 is computed as follows:

If households are sampled (or addresses or other units containing households):

$$DB080_h = 1 / (\text{probability of selection of } h)$$

If persons are sampled:

$$DB080_h = 1 / \sum (\text{probabilities of selection of eligible persons in } h)$$

'Eligible persons' are persons given a non-zero probability in the selection procedure, such as those aged 14+ or 16+. Where the probability of selection is the same for all eligible persons in each household, the denominator is simply the number of such persons in the household, multiplied by the probability of selection.

However, in cases where the selected respondent model is applied, the 'weight share' could be a useful option. It might even be considered to be a better approach.

$$DB080_h = \frac{\sum (1 / \text{probabilities of selection of eligible persons in } h + \text{in the sample})}{(\text{total number of eligible persons in } h)}$$

When households or persons are selected from lists containing 'blanks' (e.g. if there are non-existing or unoccupied structures, the unit is not a private household, or the household or person listed does not exist), it is important to ensure that the selection probabilities are computed correctly. For instance, if there are N listings containing N' actual units, and an equal probability sample of n listing yielding 'n' actual units is selected, then the selection probability is:

$$\begin{aligned} \pi_i &= \frac{n}{N'} \text{ if } N' \text{ is known} \\ &= \frac{n}{N} \text{ otherwise (the most common case)} \end{aligned}$$

PB070 is defined only when a sample of persons is used, for the selected respondent k:

$$PB070_k = 1 / (\text{probability of selection of the selected respondent } k)$$

#### 8.2.1. Adjustments

- **Adjustments for non-response**

The principle is to adjust the household design weights to allow for the bias caused when all measured variables are missing for some of the sample households. The main reasons for the absence of information are that the household refuses to cooperate or that the people are temporarily absent. However, other factors may cause household non-response. For instance, the data collected may be of insufficient quality, or the questionnaire may have been lost. Non-response is particularly critical where the non-responding households over-represent survey characteristics; this may create substantial bias in the estimates. For instance, one can assume that households with high incomes are probably less willing to cooperate with income surveys than those with low incomes. Similarly, it is reasonable to assume that a household in a developed area is likely to be less willing to cooperate than one in a less developed area.

This step involves estimating response rates or propensities to respond as functions of characteristics available for responding and non-responding households, as well as characteristics of the areas where the households are located. Basically, the design weights need to be inflated by the inverse of the response propensities, to compensate for the loss of units in the sample.

A classical procedure is to modify the design weights by a factor inversely proportional to the response rate within each 'homogeneous group', where in the response probabilities are assumed to be equal:

$$DB080_h^{(N)} = DB080_h \cdot \frac{1}{R_k}$$

Where  $R_k$  denotes the (weighted) response rate in the group  $k$  the household  $h$  belongs to:

$$R_k = \frac{\text{sum of design weights of responding units in cell } k}{\text{sum of design weights of selected units in cell } k}$$

A large number of cells with a very small weight can result in a large variation in  $R_k$  values, and should be avoided. However, if only a few broad classes are used, this may capture a very limited amount of variation in response rates across the sample, making the whole re-weighting process ineffective. For practical reasons, cells of an average size of 100-300 units can be recommended.

There are several possible methods for imputation or weight adjustment.

One possible (simple) solution is to divide the sample of households into groups and assuming that each group has the same response probability. The empirical response rate within each group will provide an estimate (maximum likelihood) of the response probability for all households in the group. The characteristics of the classes may be of two types:

- those pertaining to sample areas (place of residence area, characteristic of area),
- those concerning individual households (tenure status, dwelling type, household size and type, and other characteristics which may be related to the level of household living conditions), including both responding and non-responding households.

Possible methods for imputation can be considered, using score methods defined as predictive mean stratification or response propensity stratification<sup>18</sup>.

An alternative way to estimate response probabilities is to use a regression-based approach. Using an appropriate model such as *logit* regression, response propensities can be estimated as a function of auxiliary variables (assumed to be closely linked to non-response), that are available for both responding and non-responding cases. When many auxiliary variables are available, this approach is preferable to the conventional procedure described above. A very important point when using the regression approach is to ensure that weights assigned are restricted to within reasonable limits. The regression model allows imputation to predict the missing values (deterministic), or even random regression imputation.

For large datasets like EU-SILC's datasets, a manual variable selection can be used based on expert knowledge, intuition and non-automatic data analyses. This process is challenging and time-consuming. Another possible way to make variable selections for the purpose of this model is 'automatic selection methods, using statistical softwares as R, SAS, STATA or SPSS' (Schork, 2018).

Other possible variable selection methods include:

- 'stepwise model selection', used as an automatic selection method;
- 'regression trees', machine-learning algorithms that divide data into different subgroups and fit a model to each subgroup;
- 'random forest', which uses a subset of variables randomly drawn for each sample of observation.;
- 'the least absolute shrinkage and selection operator' or 'Lasso', which impose a penalty on the size of regression coefficients in cases where the prediction error diminishes owing to a decrease in variance;
- 'elastic net, a compromise between ridge regression and the Lasso.

Several methods have been tested at STATEC. They include stepwise regression, decision trees, and LASSO regression<sup>19</sup>.

In dealing with the effect of non-response, it is crucially important to identify responding and non-responding units correctly.

Selected units which turn out to be non-eligible or non-existent must be excluded and not counted as non-responding.

Recourse to imputation is required in the case of units with unknown status, i.e. when it is not clear whether they are ineligible or non-respondents. Each unit must be assigned solely to one category or the other.

<sup>18</sup> <https://onlinelibrary.wiley.com/doi/epdf/10.1111/j.1751-5823.2006.00002.x>

<sup>19</sup>For more detailed information: <https://statistiques.public.lu/catalogue-publications/economie-statistiques/2018/98-2018.pdf>

In surveys where substitution has been allowed, non-responding original units for which successful substitutions have been made are to be classed as 'responding units' when computing response rates for the purpose of determining non-response weights.

When a sample of persons is involved, exactly the same non-response adjustment applies to the selected respondent as to the household level, discussed above. Let  $DB080^{(N)}$  be the household weight after the final non-response adjustment. On this assumption, the selected respondent non-response weight is given by:

$$PB070^{(N)} = PB070 \cdot \left[ \frac{DB080^{(N)}}{DB080} \right]$$

This follows from the fact that household and personal non-responses always occur together, according to EU-SILC interview acceptance procedures. The household interview or data compilation is accepted only when the personal interview has been accepted for the selected respondent.

o **Adjustment to external sources (calibration): SILC target variables DB090 and PB060**

The key feature of this step is the modification of the household weights  $DB080^{(N)}$  to reproduce characteristics from the sample population, namely totals and category frequencies.

For example, age and sex are natural ancillary variables in a human population survey. The distribution of the human population by age (preferably five-year age groups) and sex is often known from other statistical sources, such as a census or a population register. Modifying the survey weights in the right way ensures that the sample exactly reproduces the population structure. As regards variables in the survey that are correlated with the ancillary information, the precision of estimates is usually improved by applying the new calibrated weights.

More precisely, suppose that there exist 'J' auxiliary variables  $x_1 \dots x_j \dots x_J$ , called calibration variables (error-free from the final weights), with known population totals (for the numerical variables) or marginal counts (for the categorical variables). Without loss of generality, we can assume that all the calibration variables are numerical (otherwise, we consider the 0/1 variables for each category).

We seek new household weights  $DB090$  that are 'as close as possible' (as determined by a certain distance function) to the initial weights  $DB080^{(N)}$ . These new weights are calibrated on the totals  $X_j$  of the J auxiliary variables; in other words they confirm the calibration equations:

$$\forall j = 1 \dots J \quad \sum_{k \in s} DB090_k \cdot x_{jk} = X_j$$

$$\text{Where } DB090_k = g_k \times DB080^{(N)}$$

The SAS macro CALMAR, developed in the French Statistical Office (INSEE), can calculate calibrated weights.

When using CALMAR, it is recommended to use a bounded method and to impose lower and upper bounds LO and UP on the weight adjustment factors  $g_k$ , usually referred to as g-weights. In practice, one has to bear in mind that the choice of the bounds is not free and depends directly on the calibration variables chosen: the limits must be adjusted taking into account the differences between the estimates based on the 'old' initial weights and the benchmark totals that the new weights are to reproduce, so CALMAR can find a solution within the constraints applied to the problem. In practice, these limits are determined by some 'guessing and checking': we start with a small interval [LO,UP] and we enlarge it until CALMAR finds a solution. Applying calibration bounds prevents negative and extreme weights. Extreme weights can lead to unexpected values, especially for domain estimates. Negative weights are not acceptable from a practical point of view.

Other possible programs or types of software that may be considered for use in imputation in R, SAS, STATA or SPSS are:

- R language (package EVER, survey, Laeken, simFrame or calibev);
- S-Plus as R programming language;
- Microsir for complex sampling design analysis;
- SUDAAN SAS callable version for analysing and multiplying imputed data sets;
- IVEware software package developed at the University of Michigan, as SAS procedure;
- Bascula in Blaise;
- Calibrate in STATA;



- g-Calib is a calibration and sampling variance estimation macro program for the SPSS, etc (Eurostat, 2013<sup>20</sup>).

At this stage, Eurostat recommends an 'integrative' calibration. The idea is to use both household and individual external information in a single-shot calibration at household level. The individual variables are aggregated at household level by calculating household totals, such as the number of males/females in the household, the number of persons aged 16+, and household characteristics. The calibration is then conducted at household level, using household variables and the individual variables in their aggregated form. This technique ensures 'consistency' between household and individual estimates, by making the household and the individual weights equal.

Recommended calibration variables at the household level:

- Household size
- Tenure status
- Region (NUTS II)

Recommended calibration variables at personal level:

- Distribution of population by age (five-year age group) and sex.

Countries can also adjust the sample to external income data, when they consider such external data to be sufficiently reliable. Calibration can also be used to deal with unit non-response or as an instrumental calibration approach to dealing with non-missing-at-random non-response. The calibration variables are also good response predictors and calibration requires only calibration benchmarks, not auxiliary variables that are observed in both responding and non-responding households.

***The weights obtained after this calibration procedure are the household cross-sectional weights (target variable DB090).***

As regards calibration, it is critical that the external control variables are strictly comparable to the corresponding survey variables. For instance, EU-SILC micro data must not be calibrated on the basis of ILO LFS counts if ILO status is not measured properly in EU-SILC.

When a sample of persons is involved, the final household weights DB090 determined above can be used to compute the corresponding weights PB060 for the selected respondents:

$$PB060 = PB070 \cdot \left[ \frac{DB090}{DB080} \right]$$

### 8.3. Cross-sectional weight

Cross-sectional weights are required for all types of units considered in the EU-SILC survey:

- *Household cross-sectional weights (target variable DB090)* will be used to make inferences about the population of private households at national and European levels.
- *Personal cross-sectional weights for all household members, of all ages (target variable RB050)* could be used to make inferences about individual basic demographic variables included in the register for the population of all individuals living in private households.
- *Personal cross-sectional weights for all household members aged 16+ (target variable PB040)* could be used to make inferences about the variables included in the personal questionnaire.
- *Personal cross-sectional weights for selected respondents (target variable PB060)* apply to situations where a sample of persons (as distinct from a sample of complete households) is used to collect information about more complex non-income variables, perhaps in countries where income and certain other types of information are obtained from registers. These weights are used to make inferences about all the variables defined at selected respondent level (these variables refer to detailed labour information, health status, access to health care, and so on).

#### **Personal weights (SILC target variables RB050 and PB040)**

The calibrated household weight is assigned to each member of the household  $RB050_{jeh} = DB090_h$ . The weights PB040 are derived simply by filtering RB050 to the persons who have received an individual

<sup>20</sup> <https://ec.europa.eu/eurostat/documents/3859598/5927001/KS-RA-13-029-EN.PDF>

questionnaire (PB040 = RB050). *This is based on the fact that all individual questionnaires are completed in responding households.*

Indeed, if individual non-response is restricted, Eurostat recommends imputing individual records, at least for individual income components. In this case, personal weights should not be adjusted for individual non-response, and consistency between total income and income components is preserved.

### **Modular weights**

Special weights are used for different modules applied to EU-SILC.

Special weights are used for some of the modules included in EU-SILC every year (e.g. PT005), mainly where there is unit change and use of proxy.

### **Rotational design with different numbers of subsamples**

When country use rotational design with four rotational groups the weighting procedure described in the sections 8.4 and 8.5 of this chapter should be applied.

If country use rotational design with six rotational groups or make decision to change rotational design from four to six rotational groups the sections 8.4 and 8.5 will become irrelevant. In that case the weighting procedure described in the sections 8.6 and 8.7 of this chapter should be applied.

#### **8.4. Computation of base weights (SILC target variables RB060, PB050 and PB080)**

The base weights are the backbone of the computation of both cross-sectional weights and longitudinal weights. They are computed and updated for a single panel and are thus rarely used for estimating population parameters. The cross-sectional and longitudinal weights are obtained by combining the base weights in an appropriate way, which will be described later.

In the following example, we consider a panel (sub-sample, rotation group) selected for the first time at time  $t=1$  from population  $P_1$ , and then enumerated for a total of 4 waves,  $t=1$  to 4. Let  $s_1$  be the sample of all persons in the households enumerated at  $t=1$ .

For each person in this set, we define the personal base weight at wave  $t=1$  as:

$$\omega_1^{(RB)} = RB060 = RB050$$

Similarly, we define (when applicable) the personal base weight at wave  $t=1$  for selected respondents as:

$$\omega_1^{(SB)} = PB080 = PB060$$

In each subsequent wave, persons will have left the population between years  $t$  and  $t+1$  because they have died, left the country, moved out of the private household sector into an institution or collective household, or become excluded from the target population for some other reason. We also have to deal with total non-response in cases where the measured variables are missing for a person who is still part of the target population.

Some possible reasons why data may be missing are:

- absence of contact
- refusal to participate in the survey
- unavailability of information
- inability to trace a unit that has moved
- lost questionnaires

'Base weights' at subsequent waves are obtained by adjusting for attrition base weights from wave 1. In general, we can use the following procedure to determine base weight  $\omega_t^{(RB)}$  ( $t = 2, 3$  or  $4$ ) from known

$\omega_{t-1}^{(RB)}$ . Consider the set of persons, denoted  $s_t$ , enumerated at  $(t-1)$ , who are still in-scope at ' $t$ '. For each person  $j$  in this set, we define the following binary variable:

$r_j=1$  if the person is in  $s_t$ , i.e. if the person is successfully enumerated at ' $t$ '  
 $r_j=0$  other situation, i.e. the person is not successfully enumerated at ' $t$ '

Using a logit model, for instance, we can determine the response propensity  $p_j$  of each person in the above set as a function of a vector of auxiliary variables  $V_j$ :

$$p_j = \Pr(R_j = 1 | V_j)$$

Where  $R_j$  is a random indicator of response, whose realisation is  $r_j$ . For any person  $j$  in  $s_i$ , the required weight is:

$$RB060 = \omega_{t,j}^{(RB)} = \frac{\omega_{t-1,j}^{(RB)}}{P_j} \text{ for wave } t \geq 2.$$

The application of the above procedure requires that for each person enumerated at  $(t-1)$ , that person's status at  $t$  is known precisely. This means that each person in the panel at  $(t-1)$  can be placed in one only of the following categories:

- (1). Enumerated at  $t$
- (2). Remains in the population, but not enumerated at  $t$
- (3). Moves out of the population

In practice, for a proportion (of non-enumerated persons), it cannot be determined whether they belong to (2) or (3). Each such person has to be assigned to one or the other of these two groups on the basis of some appropriate exogenous information or model. This may be done, for instance, on the basis of a logit regression model determining the person's propensity to remain in the population as a function of a set of auxiliary variables.

Since most non-response occurs at household level, a majority of the relevant auxiliary variables will be geographical and household-level variables (region, household size and type, tenure). Some of those variables are constructed (household income, household work status, etc). Some personal variables are also likely to be useful (gender, age, employment status, etc) – the sort of variables correlated with persons moving to new address, setting up a new household, remaining traceable, etc. The main difference with similar adjustment for non-response at wave 1 is that a great deal is known about non-respondents at subsequent waves, since these individuals have been enumerated previously.

There are certain small categories of households and individuals which, under EU-SILC rules, are not followed up.

→ For example, households that are not enumerated at wave 1 or for two consecutive waves thereafter, or even not enumerated at a single wave for some specified reason, are not followed up.

→ Persons under the age of 16 are not followed up if they move 'alone', i.e. without being accompanied by an adult sample person.

For the present purpose, all these categories are treated as non-respondents, even if they have not been recorded as such in the survey because of particular EU-SILC tracing rules. The above applies to all household members covered in R-file, including persons aged 16+, and irrespective of whether an initial sample of households or persons has been used.

For the personal interview sample (P-file), base weights require further adjustment depending on the type of the sample. For a sample of households, the adjustment arises from within-household non-response (which is very small in most countries).

$\omega^{(RB)}$  is used as base weight for all individuals, part R-file;

$\omega^{(PB)}$  is used as base weight for completed and accepted interview for members aged 16+, part P-file;

$\omega^{(SB)}$  is used as base weight for selected respondent, part P-file.

First, base weights  $\omega^{(RB)}$  are applied to the completed (and accepted) personal interview sample. Then the results are calibrated on gender and age (in single years) according to the distribution of the R-file sample aged 16+ weighted by the same base weights.

The resulting weights  $\omega^{(PB)} = PB050$  for the completed individual interview sample are these post-calibration weights. The result is that the P-file sample gives the same age-sex distribution as the R-file sample for persons aged 16+.

For a sample of persons, there is no 'within household non-response'. For income and other data compiled for all household members aged 16+, the base weights already computed are used unchanged, which gives  $PB050 = RB060$ .

For non-income variables collected through a personal interview with selected respondents (one per household), the personal interview data weighted by:

$$PB080 = \omega_t^{(SB)} = \omega_{t-1}^{(SB)} \cdot \left\{ \frac{\omega_t^{(RB)}}{\omega_{t-1}^{(RB)}} \right\}, \quad t \geq 2,$$

are calibrated on gender and age (in single years) according to the distribution of the total sample aged 16+ weighted differently, namely by  $\omega^{(RB)}$ . The resulting weights for the completed individual interview sample are these post-calibration weights.

There are some additional categories of persons to be considered:

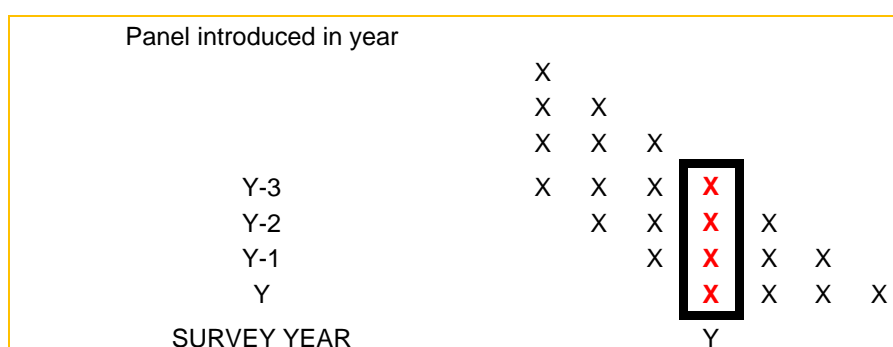
- Children born to sample women → They receive the weight of the mother.
- Persons moving into sample households from outside the survey population → They receive the average of base weights of existing household members.
- Persons moving into sample households from other non-sample households in the population – these are ‘co-residents’ and are given zero base weight.

### Cases where persons are not interviewed in all waves, even if they are sample persons

These are persons who had a base weight to begin with but were not interviewed in all the waves, even if they are sample persons. For instance, there are persons who were enumerated for the first wave, but not for the second, and who have subsequently returned as those sample persons not enumerated in wave 2 but returned in wave 3, and who are interviewed from wave 3 onwards. During their absence, the base weights of other persons in the sample are adjusted to take their absence into account, meaning that on return these persons cannot be reassigned a positive weight without adjusting the weights of other persons. Hence it is convenient at this stage (during their absence) to **retain a zero base weight for such ‘returnees’**.

### Cross-sectional weights, year 2 onwards

In the following figure, the rotation groups in a rotational design are represented—particularly the structure of the cross-sectional sample at each year (in bold):



The cross-sectional sample at Y is clearly representative of the target cross-sectional population at Y, through the selection of a sub-sample at Y in this population. On the other hand, the three ‘old’ sub-samples do not represent some ‘sub-populations’ entering the target population.

The figure below summarises the situation for each panel.

Panel introduced in year	Sample and weight	Population
Y	$(s_1, \omega_1^{(RB)})$	$P_Y$
Y-1	$(s_2, \omega_2^{(RB)})$	$P_Y - \text{IN}_Y^{(\text{new})}$
Y-2	$(s_3, \omega_3^{(RB)})$	$P_Y - (\text{IN}_Y^{(\text{new})} + \text{IN}_{Y-1}^{(\text{new})})$
Y-3	$(s_4, \omega_4^{(RB)})$	$P_Y - (\text{IN}_Y^{(\text{new})} + \text{IN}_{Y-1}^{(\text{new})} + \text{IN}_{Y-2}^{(\text{new})})$

- $P_Y$  is the target cross-sectional population at Y.
- $\text{IN}_Y^{(\text{new})}$  is the population entering the target population and forming separate households (no initial population members) during the year preceding Y.

- $s_k$  is the sample enumerated in the  $k$ -th year of a specified panel, for example in year 3 of panel Y-2 in the third row above.
- $\omega_k^{(RB)}$  is the corresponding base weight at  $k$ -th year of the specified panel.
- (RB) indicates that the reference is to base weights of the total population (R-file).

$\omega_3'^{(RB)}$  are the base weights  $\omega_3^{(RB)}$  at  $t = 3$ , modified to incorporate re-entries into the sample. This refers to sample persons who were – of course – present at  $t = 1$ , not present in the sample at  $t = 2$ , but were re-enumerated again at  $t = 3$ .

$\omega_3'^{(RB)}$  is an extension of  $\omega_3^{(RB)}$ : it gives a non-zero weight to returnees at  $t = 3$ . This requires adjustment of the  $\omega_3^{(RB)}$  weights of all other sample persons.

$\omega_4''^{(RB)}$  These are a modification of base weights  $\omega_4^{(RB)}$  at  $t = 4$ , as will be defined below.

We use a simple procedure to estimate the first adjustment to the base weights  $\omega_4^{(RB)}$ :

$$\omega_4'^{(RB)} = \left( \frac{\omega_3'^{(RB)}}{\omega_3^{(RB)}} \right) \cdot \omega_4^{(RB)}.$$

Then, in the same way as going from  $\omega_3^{(RB)}$  to  $\omega_3'^{(RB)}$  to accommodate returnees at  $t = 3$ , we go from  $\omega_4'^{(RB)}$  to  $\omega_4''^{(RB)}$ , adjusting for returnees at  $t = 4$ .

To put the four cross-sections together, we first multiply the weights of units according to their origin (initial population or immigrants at previous wave), to take account of the number of times the subpopulation they refer to is represented in the different panels.

We have:

$$\begin{aligned} P_Y &- (\text{IN}_Y^{(\text{new})} + \text{IN}_{Y-1}^{(\text{new})} + \text{IN}_{Y-2}^{(\text{new})}) \quad \text{by } 4/4=1 \\ \text{IN}_{Y-2}^{(\text{new})} &\quad \text{by } 4/3 \\ \text{IN}_{Y-1}^{(\text{new})} &\quad \text{by } 4/2=2 \\ \text{IN}_Y^{(\text{new})} &\quad \text{by } 4/1=4 \end{aligned}$$

Let  $\omega_j$  be the weight of unit ' $j$ ' after the above-mentioned modification. Within a household, each member ' $j$ ' has been assigned a weight  $\omega_j$ , except for 'co-residents' (household members who are ineligible for inclusion in the panel), for whom  $\omega_j=0$ . An average of these weights over all household members (including co-residents) is assigned to each member (including co-residents). We recommend applying this averaging process to all households, including households that do not contain a co-resident. Finally, the four panels are combined and the weights are scaled by a factor of 4:

$$\begin{aligned} \omega_j^1 &= \omega_j / 4 \\ &\text{or} \\ \omega_j^1 &= \omega_j / \text{number of rotation group} \\ &(\text{assumption of equal-sized rotation groups}) \end{aligned}$$

The final step will be to calibrate these weights against external standards, using the approach described above. **Integrative calibration will ensure that members of the same household all receive the same weight.** Household cross-sectional weight is the same as the average personal cross-sectional weight: DB090=RB050

By replacing  $\omega^{(RB)}$  by  $\omega^{(PB)}$  throughout, we obtain the personal cross-sectional weight, PB040. Similarly, by replacing it with  $\omega^{(SB)}$ , we obtain the selected respondent cross-sectional weight, PB060.

## Trimming

'Trimming' means recoding extreme weights so that they have more acceptable values. The objective is to avoid excessive increase in variance due to weighting, even though the process introduces some bias. The aim is to seek a trimming procedure which reduces the mean squared error. Basically, at each step of the weighting procedure, the distribution of the resulting weight adjustments should be checked.

There is no rigorous procedure in general use to determine the limits for trimming. While more sophisticated approaches are possible, it is desirable to have a simple and practical approach. Such an approach may be quite adequate for the purpose if the permitted limits are wide enough.

The following simple procedure is recommended with:

$\omega_i^{(1)}$  = weight before adjustment (non-response, calibration, etc)

$\omega_i^{(2)}$  = weight determined after adjustment

$\bar{\omega}^{(1)}, \bar{\omega}^{(2)}$  their respective mean values

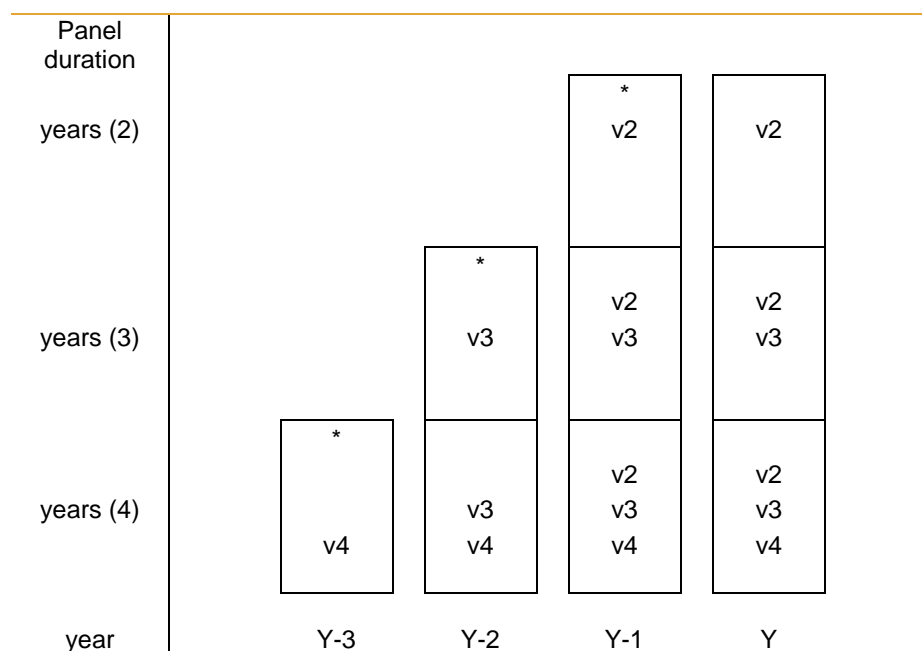
Any computed adjusted weights outside the following limits should be recoded to the boundary of these limits:

$$1/C \leq \frac{\omega_i^{(2)} / \bar{\omega}^{(2)}}{\omega_i^{(1)} / \bar{\omega}^{(1)}} \leq C$$

A reasonable value for the parameter is  $C=3$ . Since trimming alters the mean value of the weights, the above adjustment may be applied iteratively, with the mean redetermined after each cycle. Typically, a very small number of cycles should suffice.

### 8.5. Longitudinal weights (SILC variables RB062, RB063 and RB064)

We consider the longitudinal data set delivered each year, after EU-SILC year 2, when the normal rotational system has been established. The set consists of three panels of duration *two, three and four years*, as shown below. We will refer to each panel by its current duration.



\*Panel selected. Each square represents an annual dataset. V2-V4: longitudinal variables to be defined.

There are three longitudinal data sets of different durations which are of interest:

- Longitudinal set of two years' duration, involving annual data from year (Y-1) and Y, so the data should be sent for both years.. All three panels 2, 3 and 4 contribute to this set. In the diagram, V2 stands for the required longitudinal weight to be used in the analysis of these data. The diagram also shows the annual data sets for which this variable is required.
- Longitudinal set of three years' duration, involving annual data from years (Y-2) to Y. Panels 3 and 4 contribute to this set. V3 is the required longitudinal weight for the analysis of this set. The annual data sets for which this variable is required are shown in the diagram.

- Longitudinal set of a four years' duration. Only panel 4 with data from years (Y-3) to Y contributes to this set. **V4 is the required longitudinal weight for its analysis.**

**Longitudinal set of a two-year duration, for the most recent period (Y-1) to Y (variable RB062)**

Sample from panel	Weight	Population not represented *
(2)	$\omega_2^{(RB)}$	-
(3)	$\omega_3^{(RB)}$	$IN_{Y-1}^{(new)}$
(4)	$\omega_4^{(RB)}$	$IN_{Y-1}^{(new)} + IN_{Y-2}^{(new)}$

\* IN : entrants in the year preceding Y, forming separate households.

To ensure proper representation of the special groups identified in the final column, we first multiply the weights assigned to cases:

$IN_{Y-1}^{(new)}$  by 3

$IN_{Y-2}^{(new)}$  by 3/2

Then the required target variables can be computed as follows:  $RB062_j = \frac{\omega_j}{3}$  where  $\omega_j$  is the weight for any unit j as defined above.

**Longitudinal set of three years' duration, for (Y-2) to Y (variable RB063)**

Sample from panel	Weight	Population not represented *
(3)	$\omega_3^{(RB)}$	
(4)	$\omega_4^{(RB)}$	$IN_{Y-2}^{(new)}$

After multiplying the weights assigned to cases in  $IN_{Y-2}^{(new)}$  by 2, the required target variable for all the longitudinal units of interest can be computed as:

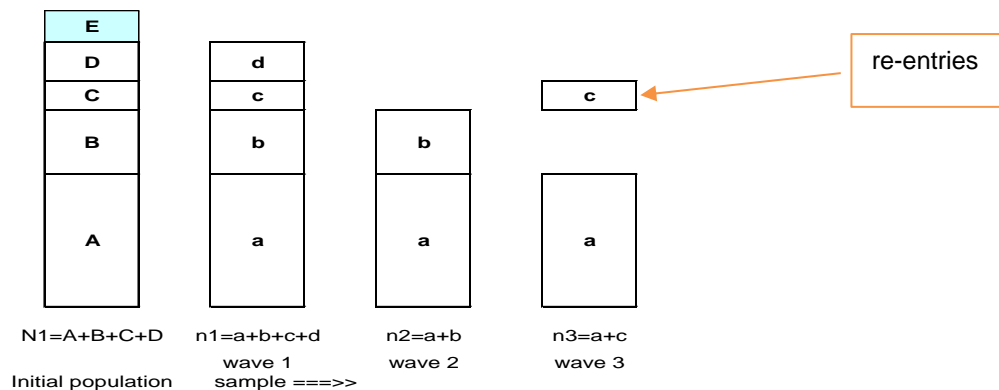
$$RB063_j = \frac{\omega_j}{2}$$

**Longitudinal set of four years' duration, for (Y-3) to Y (variable RB064)**

For the four-year panel, (Y-3) to Y, the modified base weights  $\omega_4^{(RB)}$  directly give the required target weights. Only panel 4 with data from years (Y-3) to Y contributes to this set. The longitudinal weight is given by  $\omega_4^{(RB)}$ .

This weight is not equal to RB060. For example, members with RB110 = 4 in the last wave will have RB064 equal to zero while RB060 will be equal to the weight of the mother.

**Weighting of re-entries**



A sample is selected from the initial population at wave 1. We conceptualise the population as being divided into five parts, A to E, according to its potential response status.

A = part of the population which potentially responds in all three waves, W=1 to 3.

B = potential respondents at W=1 and W=2, but not at W=3

C = potential respondents at W=1 and W=3, but not at W=2 (re-entries)

D = potential respondents at W=1, but not at any subsequent wave

E = potential non-respondents at W=1.

The last group (E) are not followed up in EU-SILC. They only affect the sample weights at W=1, but not thereafter. Hence they are of no further interest in this note.

1. Let us assume for simplicity's sake that all quantities above refer to the 'longitudinal' population, i.e. to all units at wave 1 that remain in-scope at waves 2 and 3.

2. Suppose that  $w_1$ , the person-level weights at wave W=1, have been appropriately determined, taking into account the design weights, non-response at wave 1, and any calibration adjustments.

Therefore, wave 2 weights,  $w_2$ , can be determined from the wave 1 weights,  $w_1$ , by taking into account non-response between waves 1 and 2. For instance, conditional on appropriately selected auxiliary variables, we determine response propensities

$$r_{12} = P(n_2 | n_1),$$

where the right-hand side is an abbreviation indicating the propensity, for the  $n_1$  sample units, to be present in sample  $n_2$ <sup>21</sup>. With the previous wave weights  $w_1$  modified as

$$(1) \quad w_2 = w_1 / P(n_2 | n_1),$$

the achieved sample ( $n_2=a+b$ ) at wave 2 with weights  $w_2$  represents the population  $N_1$ , just as  $n_1$  does with the original weights  $w_1$ . Similarly, with weights at wave 2 modified as

$$(2) \quad w_3 = \frac{w_2}{P(a | n_2)} = \frac{w_1}{P(a | n_2)P(n_2 | n_1)},$$

the 'longitudinal' sample  $a$  with weights  $w_3$  represents the population  $N_1$ , just as  $n_2$  does with weights  $w_2$ , and  $n_1$  with the original weights  $w_1$ .

3. The objective is to determine weights  $w_3'$  such that  $n_3=(a+c)$  represents the population  $N_1$ . Clearly, in terms of the propensity to be conditional on being in  $(a+c)$ , weights  $w_3$  and  $w_3'$  relate as:

$$w_3 = w_3' / P(a | n_3), \text{ giving}$$

$$(3) \quad w_3' = w_3 \cdot P(a | n_3) = \frac{w_2 \cdot P(a | n_3)}{P(a | n_2)} = \frac{w_1 \cdot P(a | n_3)}{P(a | n_2) \cdot P(n_2 | n_1)}$$

As noted, the response propensities are determined conditional on appropriately-selected auxiliary variables. Generally, we use auxiliary variables referring to wave 1 for estimating  $P(n_2 | n_1)$ , to wave 2 for estimating  $P(a | n_2)$ , and to wave 3 for estimating  $P(a | n_3)$ . This means that the three propensities in (3) are defined only for units common to all the three waves, namely for set  $a$ . Therefore, (3) can be used to define the required weights only for units in set  $a$ .

For the remaining units ( $c$ ) in sample  $n_3$ , we may use the following somewhat approximate solution.

4. An alternative to (3) is

$$(4) \quad w_3'' = w_1 / P(n_3 | n_1).$$

The objective of (4) is the same as that of (3): to provide weights such that  $n_3=(a+c)$  representing the population  $N_1$ . However, (4) is less precise than (3), as it goes directly from wave 1 to wave 3 and disregards information specific to wave 2. However, it is determinable for all units  $n_3=(a+c)$ .

**We can use (3) for units in the larger set  $a$ , and (4) for the remaining re-entries  $c$ .**

5. The introduction of wave 4 causes no further complication in EU-SILC. For units which are enumerated in both waves 3 and 4, we have the required wave 4 weights analogous to (1):

$$w_4 = w_3' / P(n_4 | n_3).$$

<sup>21</sup> As noted above, strictly speaking this refers to units from sample  $n_1$  which are *still in scope* of the target population at  $n_2$ .



For units enumerated in waves 2 and 4, but not in wave 3, we have the required wave 4 weights analogous to (4):

$$w_4 = w_2 / P(n_4 | n_2).$$

**Note that in accordance with EU-SILC follow-up rules for non-response, no cases are retained in wave 4 which were not enumerated in both waves 2 and 3. Hence, no further complications are involved.**

## Weighting procedure for rotational sample design with six rotational groups

### 3.6. Computation of base weights (SILC target variables RB060, PB050 and PB080)

The base weights are the backbone of the computation of both cross-sectional weights and longitudinal weights. They are computed and updated for a single panel and are thus rarely used for estimating population parameters. The cross-sectional and longitudinal weights are obtained by combining the base weights in an appropriate way, which will be described later.

In the following example, we consider a panel (sub-sample, rotation group) selected for the first time at time  $t=1$  from population  $P_1$ , and then enumerated for a total of 6 waves,  $t=1$  to 6. Let  $s_1$  be the sample of all persons in the households enumerated at  $t=1$ .

For each person in this set, we define the personal base weight at wave  $t=1$  as:

$$\omega_1^{(RB)} = RB060 = RB050$$

Similarly, we define (when applicable) the personal base weight at wave  $t=1$  for selected respondents as:

$$\omega_1^{(SB)} = PB080 = PB060$$

In each subsequent wave, persons will have left the population between years  $t$  and  $t+1$  because they have died, left the country, moved out of the private household sector into an institution or collective household, or become excluded from the target population for some other reason. We also have to deal with total non-response in cases where the measured variables are missing for a person who is still part of the target population.

Some possible reasons why data may be missing are:

- absence of contact
- refusal to participate in the survey
- unavailability of information
- inability to trace a unit that has moved
- lost questionnaires

'Base weights' at subsequent waves are obtained by adjusting for attrition base weights from wave 1. In general, we can use the following procedure to determine base weight  $\omega_t^{(RB)}$  ( $t = 2, 3, 4, 5$  or  $6$ ) from

known  $\omega_{t-1}^{(RB)}$ . Consider the set of persons, denoted  $s_t$ , enumerated at  $(t-1)$ , who are still in-scope at ' $t$ '. For each person  $j$  in this set, we define the following binary variable:

$r_j=1$  if the person is in  $s_t$ , i.e. if the person is successfully enumerated at ' $t$ '  
 $r_j=0$  other situation, i.e. the person is not successfully enumerated at ' $t$ '

Using a logit model, for instance, we can determine the response propensity  $p_j$  of each person in the above set as a function of a vector of auxiliary variables  $V_j$ :

$$p_j = \Pr(R_j = 1 | V_j)$$

Where  $R_j$  is a random indicator of response, whose realisation is  $r_j$ . For any person  $j$  in  $s_t$ , the required weight is:

$$RB060 = \omega_{t,j}^{(RB)} = \frac{\omega_{t-1,j}^{(RB)}}{p_j} \text{ for wave } t \geq 2.$$

The application of the above procedure requires that for each person enumerated at (t-1), that person's status at 't' is known precisely. This means that each person in the panel at (t-1) can be placed in one only of the following categories:

- (4). Enumerated at 't'
- (5). Remains in the population, but not enumerated at 't'
- (6). Moves out of the population

In practice, for a proportion (of non-enumerated persons), it cannot be determined whether they belong to (2) or (3). Each such person has to be assigned to one or the other of these two groups on the basis of some appropriate exogenous information or model. This may be done, for instance, on the basis of a logit regression model determining the person's propensity to remain in the population as a function of a set of auxiliary variables.

Since most non-response occurs at household level, a majority of the relevant auxiliary variables will be geographical and household-level variables (region, household size and type, tenure). Some of those variables are constructed (household income, household work status, etc). Some personal variables are also likely to be useful (gender, age, employment status, etc) – the sort of variables correlated with persons moving to new a address, setting up a new household, remaining traceable, etc. The main difference with similar adjustment for non-response at wave 1 is that a great deal is known about non-respondents at subsequent waves, since these individuals have been enumerated previously.

There are certain small categories of households and individuals which, under EU-SILC rules, are not followed up.

→For example, households that are not enumerated at wave 1 or for two consecutive waves thereafter, or even not enumerated at a single wave for some specified reason, are not followed up.

→Persons under the age of 16 are not followed up if they move 'alone', i.e. without being accompanied by an adult sample person.

For the present purpose, all these categories are treated as non-respondents, even if they have not been recorded as such in the survey because of particular EU-SILC tracing rules. The above applies to all household members covered in R-file, including persons aged 16+, and irrespective of whether an initial sample of households or persons has been used.

For the personal interview sample (P-file), base weights require further adjustment depending on the type of the sample. For a sample of households, the adjustment arises from within-household non-response (which is very small in most countries).

$\omega^{(RB)}$  is used as base weight for all individuals, part R-file;

$\omega^{(PB)}$  is used as base weight for completed and accepted interview for members aged 16+, part P-file;

$\omega^{(SB)}$  is used as base weight for selected respondent, part P-file.

First, base weights  $\omega^{(RB)}$  are applied to the completed (and accepted) personal interview sample. Then the results are calibrated on gender and age (in single years) according to the distribution of the R-file sample aged 16+ weighted by the same base weights.

The resulting weights  $\omega^{(PB)} = PB050$  for the completed individual interview sample are these post-calibration weights. The result is that the P-file sample gives the same age-sex distribution as the R-file sample for persons aged 16+.

For a sample of persons, there is no 'within household non-response'. For income and other data compiled for all household members aged 16+, the base weights already computed are used unchanged, which gives  $PB050=RB060$ .

For non-income variables collected through a personal interview with selected respondents (one per household), the personal interview data weighted by:

$$PB080 = \omega_t^{(SB)} = \omega_{t-1}^{(SB)} \cdot \left\{ \frac{\omega_t^{(RB)}}{\omega_{t-1}^{(RB)}} \right\}, \quad t \geq 2,$$

are calibrated on gender and age (in single years) according to the distribution of the total sample aged 16+ weighted differently, namely by  $\omega^{(RB)}$ . The resulting weights for the completed individual interview sample are these post-calibration weights.

There are some additional categories of persons to be considered:

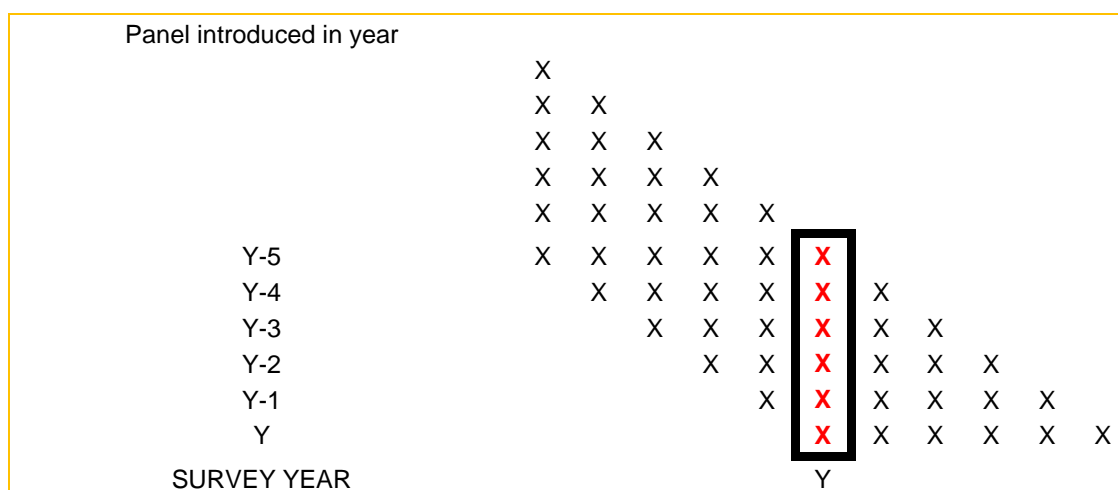
- Children born to sample women → They receive the weight of the mother.
- Persons moving into sample households from outside the survey population → They receive the average of base weights of existing household members.
- Persons moving into sample households from other non-sample households in the population – these are 'co-residents' and are given zero base weight.

### Cases where persons are not interviewed in all waves, even if they are sample persons

These are persons who had a base weight to begin with but were not interviewed in all the waves, even if they are sample persons. For instance, there are persons who were enumerated for the first wave, but not for the second, and who have subsequently returned as those sample persons not enumerated in wave 2 but returned in wave 3, and who are interviewed from wave 3 onwards. During their absence, *the base weights of other persons in the sample are adjusted to take their absence into account, meaning that on return these persons cannot be reassigned a positive weight without adjusting the weights of other persons*. Hence it is convenient at this stage (during their absence) to **retain a zero base weight for such 'returnees'**.

#### Cross-sectional weights, year 2 onwards

In the following figure, the rotation groups in a rotational design are represented—particularly the structure of the cross-sectional sample at each year (in bold):



The cross-sectional sample at Y is clearly representative of the target cross-sectional population at Y, through the selection of a sub-sample at Y in this population. On the other hand, the five 'old' sub-samples do not represent some 'sub-populations' entering the target population. The figure below summarises the situation for each panel.

Panel introduced in year	Sample and weight	Population
Y	$(s_1, \omega_1^{(RB)})$	$P_Y$
Y-1	$(s_2, \omega_2^{(RB)})$	$P_Y - IN_Y^{(new)}$
Y-2	$(s_3, \omega_3^{(RB)})$	$P_Y - (IN_Y^{(new)} + IN_{Y-1}^{(new)})$
Y-3	$(s_4, \omega_4^{(RB)})$	$P_Y - (IN_Y^{(new)} + IN_{Y-1}^{(new)} + IN_{Y-2}^{(new)})$
Y-4	$(s_5, \omega_5^{(RB)})$	$P_Y - (IN_Y^{(new)} + IN_{Y-1}^{(new)} + IN_{Y-2}^{(new)} + IN_{Y-3}^{(new)})$
Y-5	$(s_6, \omega_6^{(RB)})$	$P_Y - (IN_Y^{(new)} + IN_{Y-1}^{(new)} + IN_{Y-2}^{(new)} + IN_{Y-3}^{(new)} + IN_{Y-4}^{(new)})$

- $P_Y$  is the target cross-sectional population at Y.
- $IN_Y^{(new)}$  is the population entering the target population and forming separate households (no initial population members) during the year preceding Y.

- $s_k$  is the sample enumerated in the  $k$ -th year of a specified panel, for example in year 3 of panel Y-2 in the third row above.
- $\omega_k^{(RB)}$  is the corresponding base weight at  $k$ -th year of the specified panel.
- (RB) indicates that the reference is to base weights of the total population (R-file).

$\omega_3'^{(RB)}$  are the base weights  $\omega_3^{(RB)}$  at  $t = 3$ , modified to incorporate re-entries into the sample. This refers to sample persons who were – of course – present at  $t = 1$ , not present in the sample at  $t = 2$ , but were re-enumerated again at  $t = 3$ .

$\omega_3'^{(RB)}$  is an extension of  $\omega_3^{(RB)}$ : it gives a non-zero weight to returnees at  $t = 3$ . This requires adjustment of the  $\omega_3^{(RB)}$  weights of all other sample persons.

$\omega_4''^{(RB)}$  These are a modification of base weights  $\omega_4^{(RB)}$  at  $t = 4$ , as will be defined below.

We use a simple procedure to estimate the first adjustment to the base weights  $\omega_4^{(RB)}$ :

$$\omega_4'^{(RB)} = \left( \frac{\omega_3'^{(RB)}}{\omega_3^{(RB)}} \right) \cdot \omega_4^{(RB)}.$$

Then, in the same way as going from  $\omega_3^{(RB)}$  to  $\omega_3'^{(RB)}$  to accommodate returnees at  $t = 3$ , we go from  $\omega_4'^{(RB)}$  to  $\omega_4''^{(RB)}$ , adjusting for returnees at  $t = 4$ . Adjustment for returnees at  $t = 5$  or  $t = 6$  should be done using the same procedure mentioned above.

To put the six cross-sections together, we first multiply the weights of units according to their origin (initial population or immigrants at previous wave), to take account of the number of times the subpopulation they refer to is represented in the different panels.

We have:

$$P_Y = (IN_Y^{(new)} + IN_{Y-1}^{(new)} + IN_{Y-2}^{(new)} + IN_{Y-3}^{(new)} + IN_{Y-4}^{(new)}) \quad \text{by } 6/6=1$$

$$IN_{Y-4}^{(new)} \quad \text{by } 6/5$$

$$IN_{Y-3}^{(new)} \quad \text{by } 6/4 = 3/2$$

$$IN_{Y-2}^{(new)} \quad \text{by } 6/3 = 2$$

$$IN_{Y-1}^{(new)} \quad \text{by } 6/2=3$$

$$IN_Y^{(new)} \quad \text{by } 6/1=6$$

Let  $\omega_j$  be the weight of unit ' $j$ ' after the above-mentioned modification. Within a household, each member ' $j$ ' has been assigned a weight  $\omega_j$ , except for 'co-residents' (household members who are ineligible for inclusion in the panel), for whom  $\omega_j=0$ . An average of these weights over all household members (including co-residents) is assigned to each member (including co-residents). We recommend applying this averaging process to all households, including households that do not contain a co-resident. Finally, the six panels are combined and the weights are scaled by a factor of 6:

$$\omega_j' = \omega_j / 6$$

(assumption of equal-sized rotation groups)

The final step will be to calibrate these weights against external standards, using the approach described above. **Integrative calibration will ensure that members of the same household all receive the same weight.** Household cross-sectional weight is the same as the average personal cross-sectional weight: DB090=RB050

By replacing  $\omega^{(RB)}$  by  $\omega^{(PB)}$  throughout, we obtain the personal cross-sectional weight, PB040. Similarly, by replacing it with  $\omega^{(SB)}$ , we obtain the selected respondent cross-sectional weight, PB060.

### Trimming

'Trimming' means recoding extreme weights so that they have more acceptable values. The objective is to avoid excessive increase in variance due to weighting, even though the process introduces some bias. The aim is to seek a trimming procedure which reduces the mean squared error. Basically, at each step of the weighting procedure, the distribution of the resulting weight adjustments should be checked.

There is no rigorous procedure in general use to determine the limits for trimming. While more sophisticated approaches are possible, it is desirable to have a simple and practical approach. Such an approach may be quite adequate for the purpose if the permitted limits are wide enough.

The following simple procedure is recommended with:

$\omega_i^{(1)}$  = weight before adjustment (non-response, calibration, etc)

$\omega_i^{(2)}$  = weight determined after adjustment

$\bar{\omega}^{(1)}$ ,  $\bar{\omega}^{(2)}$  their respective mean values

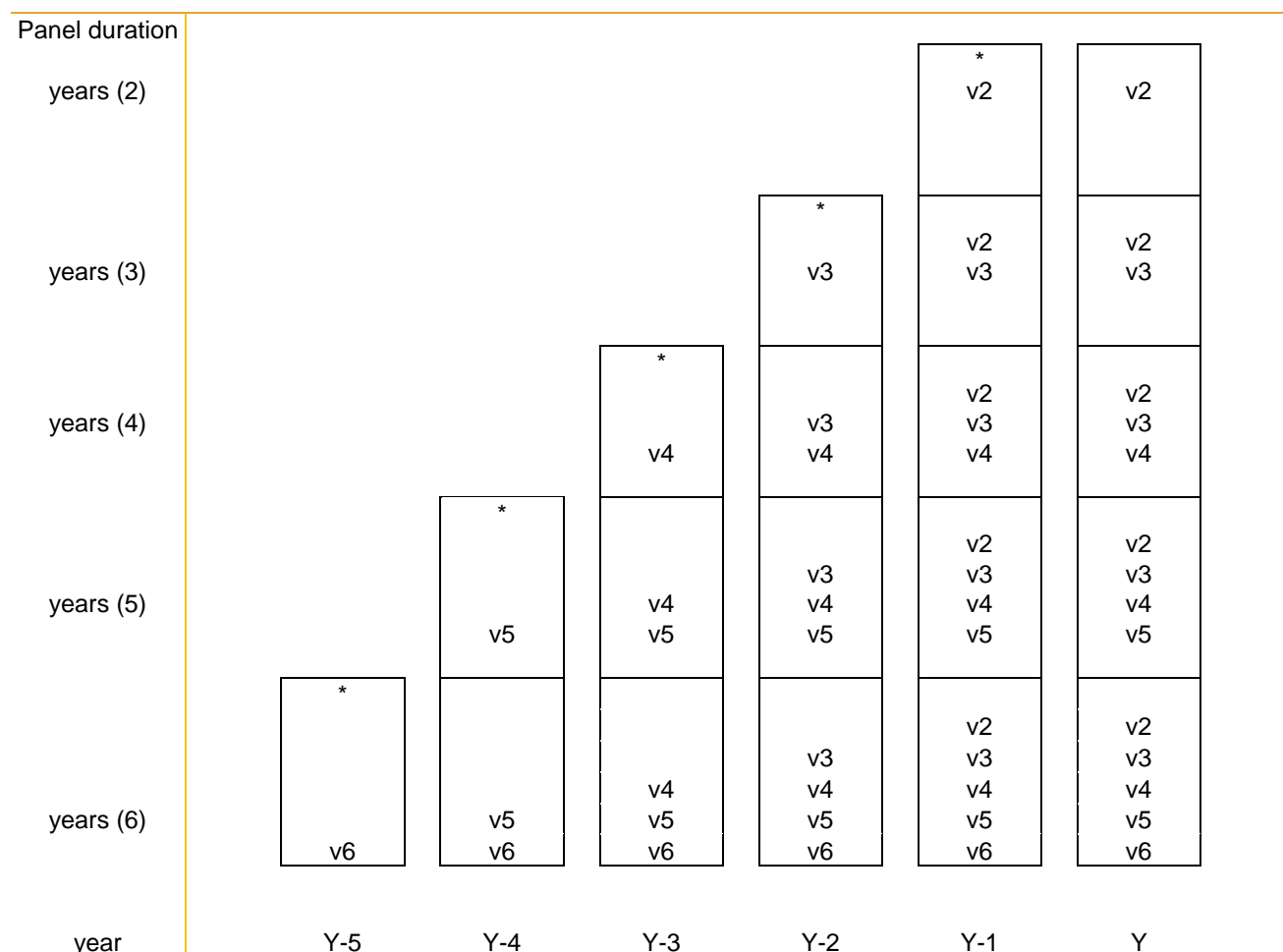
Any computed adjusted weights outside the following limits should be recoded to the boundary of these limits:

$$1/C \leq \frac{\omega_i^{(2)} / \bar{\omega}^{(2)}}{\omega_i^{(1)} / \bar{\omega}^{(1)}} \leq C$$

A reasonable value for the parameter is  $C=3$ . Since trimming alters the mean value of the weights, the above adjustment may be applied iteratively, with the mean redetermined after each cycle. Typically, a very small number of cycles should suffice.

### 8.7. Longitudinal weights (SILC variables RB062, RB063, RB064, RB065 and RB066)

We consider the longitudinal data set delivered each year, after EU-SILC year 2, when the normal rotational system has been established. The set consists of five panels of duration *two, three, four, five and six years*, as shown below. We will refer to each panel by its current duration.



\*Panel selected. Each square represents an annual dataset. V2-V6: longitudinal variables to be defined.

There are five longitudinal data sets of different durations which are of interest:

- Longitudinal set of two years' duration, involving annual data from year (Y-1) and Y, so the data should be sent for both years. All five panels 2, 3, 4, 5 and 6 contribute to this set. In the diagram, V2 stands for the required longitudinal weight to be used in the analysis of these data. The diagram also shows the annual data sets for which this variable is required.
- Longitudinal set of three years' duration, involving annual data from years (Y-2) to Y. Panels 3, 4, 5 and 6 contribute to this set. V3 is the required longitudinal weight for the analysis of this set. The annual data sets for which this variable is required are shown in the diagram.
- Longitudinal set of a four years' duration, involving annual data from years (Y-3) to Y. Panels 4, 5 and 6 contribute to this set. V4 is the required longitudinal weight for its analysis.
- Longitudinal set of a five years' duration, involving annual data from years (Y-4) to Y. Panels 5 and 6 contribute to this set. V5 is the required longitudinal weight for its analysis.
- Longitudinal set of a six years' duration. Only panel 6 with data from years (Y-5) to Y contributes to this set. V6 is the required longitudinal weight for its analysis.

**Longitudinal set of a two-year duration, for the most recent period (Y-1) to Y (variable RB062)**

Sample from panel	Weight	Population not represented *
(2)	$\omega_2^{(RB)}$	-
(3)	$\omega_3^{(RB)}$	$IN_{Y-1}^{(new)}$
(4)	$\omega_4^{(RB)}$	$IN_{Y-1}^{(new)} + IN_{Y-2}^{(new)}$
(5)	$\omega_5^{(RB)}$	$IN_{Y-1}^{(new)} + IN_{Y-2}^{(new)} + IN_{Y-3}^{(new)}$
(6)	$\omega_6^{(RB)}$	$IN_{Y-1}^{(new)} + IN_{Y-2}^{(new)} + IN_{Y-3}^{(new)} + IN_{Y-4}^{(new)}$

\* IN : entrants in the year preceding Y, forming separate households.

To ensure proper representation of the special groups identified in the final column, we first multiply the weights assigned to cases:

$IN_{Y-1}^{(new)}$  by 5

$IN_{Y-2}^{(new)}$  by 5/2

$IN_{Y-3}^{(new)}$  by 5/3

$IN_{Y-4}^{(new)}$  by 5/4

Then the required target variables can be computed as follows:  $RB062_j = \omega_j/5$  where  $\omega_j$  is the weight for any unit j as defined above.

**Longitudinal set of three years' duration, for (Y-2) to Y (variable RB063)**

Sample from panel	Weight	Population not represented *
(3)	$\omega_3^{(RB)}$	-
(4)	$\omega_4^{(RB)}$	$IN_{Y-2}^{(new)}$
(5)	$\omega_5^{(RB)}$	$IN_{Y-2}^{(new)} + IN_{Y-3}^{(new)}$
(6)	$\omega_6^{(RB)}$	$IN_{Y-2}^{(new)} + IN_{Y-3}^{(new)} + IN_{Y-4}^{(new)}$

To ensure proper representation of the special groups identified in the final column, we first multiply the weights assigned to cases:

$IN_{Y-2}^{(new)}$  by 4

$IN_{Y-3}^{(new)}$  by 4/3

$IN_{Y-4}^{(new)}$  by 4/2

Then the required target variable for all the longitudinal units of interest can be computed as:

$$RB063_j = \omega_j/4$$

**Longitudinal set of four years' duration, for (Y-3) to Y (variable RB064)**

Sample from panel	Weight	Population not represented *
(4)	$\omega_4^{(RB)}$	-
(5)	$\omega_5^{(RB)}$	$IN_{Y-3}^{(new)}$
(6)	$\omega_6^{(RB)}$	$IN_{Y-3}^{(new)} + IN_{Y-4}^{(new)}$

To ensure proper representation of the special groups identified in the final column, we first multiply the weights assigned to cases:

$IN_{Y-3}^{(new)}$  by 3

$IN_{Y-4}^{(new)}$  by 3/2

Then the required target variable for all the longitudinal units of interest can be computed as:

$$RB064_j = \omega_j / 3$$

**Longitudinal set of five years' duration, for (Y-4) to Y (variable RB065)**

Sample from panel	Weight	Population not represented *
(5)	$\omega_5^{(RB)}$	-
(6)	$\omega_6^{(RB)}$	$IN_{Y-4}^{(new)}$

To ensure proper representation of the special groups identified in the final column, we first multiply the weights assigned to cases:

$IN_{Y-4}^{(new)}$  by 2

Then the required target variable for all the longitudinal units of interest can be computed as:

$$RB065_j = \omega_j / 2$$

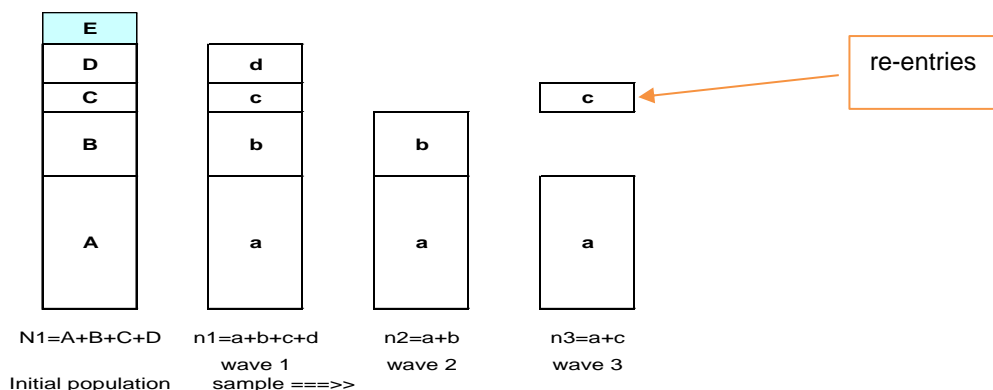
**Longitudinal set of six years' duration, for (Y-5) to Y (variable RB066)**

Sample from panel	Weight	Population not represented *
(6)	$\omega_6^{(RB)}$	-

For the six-year panel, (Y-5) to Y, the base weights  $\omega_6^{(RB)}$  directly give the required target weights.

Only panel 6 with data from years (Y-5) to Y contributes to this set. The longitudinal weight is given by  $\omega_6^{(RB)}$ . This weight is not equal to RB060. For example, members with RB110 = 4 in the last wave will have RB066 equal to zero while RB060 will be equal to the weight of the mother.

**Weighting of re-entries**



A sample is selected from the initial population at wave 1. We conceptualise the population as being divided into five parts, A to E, according to its potential response status.

- A = part of the population which potentially responds in all three waves, W=1 to 3.
- B = potential respondents at W=1 and W=2, but not at W=3
- C = potential respondents at W=1 and W=3, but not at W=2 (re-entries)
- D = potential respondents at W=1, but not at any subsequent wave



E = potential non-respondents at W=1.

The last group (E) are not followed up in EU-SILC. They only affect the sample weights at W=1, but not thereafter. Hence they are of no further interest in this note.

1. Let us assume for simplicity's sake that all quantities above refer to the 'longitudinal' population, i.e. to all units at wave 1 that remain in-scope at waves 2 and 3.

2. Suppose that  $w_1$ , the person-level weights at wave W=1, have been appropriately determined, taking into account the design weights, non-response at wave 1, and any calibration adjustments.

Therefore, wave 2 weights,  $w_2$ , can be determined from the wave 1 weights,  $w_1$ , by taking into account non-response between waves 1 and 2. For instance, conditional on appropriately selected auxiliary variables, we determine response propensities

$$r_{12} = P(n_2|n_1),$$

where the right-hand side is an abbreviation indicating the propensity, for the  $n_1$  sample units, to be present in sample  $n_2$ <sup>22</sup>. With the previous wave weights  $w_1$  modified as

$$(1) \quad w_2 = w_1 / P(n_2|n_1),$$

the achieved sample ( $n_2=a+b$ ) at wave 2 with weights  $w_2$  represents the population  $N_1$ , just as  $n_1$  does with the original weights  $w_1$ . Similarly, with weights at wave 2 modified as

$$(2) \quad w_3 = \frac{w_2}{P(a|n_2)} = \frac{w_1}{P(a|n_2)P(n_2|n_1)},$$

the 'longitudinal' sample  $a$  with weights  $w_3$  represents the population  $N_1$ , just as  $n_2$  does with weights  $w_2$ , and  $n_1$  with the original weights  $w_1$ .

3. The objective is to determine weights  $w_3'$  such that  $n_3=(a+c)$  represents the population  $N_1$ . Clearly, in terms of the propensity to be conditional on being in  $(a+c)$ , weights  $w_3$  and  $w_3'$  relate as:

$w_3 = w_3' / P(a|n_3)$ , giving

$$(3) \quad w_3' = w_3 \cdot P(a|n_3) = \frac{w_2 \cdot P(a|n_3)}{P(a|n_2)} = \frac{w_1 \cdot P(a|n_3)}{P(a|n_2) \cdot P(n_2|n_1)}$$

As noted, the response propensities are determined conditional on appropriately-selected auxiliary variables. Generally, we use auxiliary variables referring to wave 1 for estimating  $P(n_2|n_1)$ , to wave 2 for estimating  $P(a|n_2)$ , and to wave 3 for estimating  $P(a|n_3)$ . This means that the three propensities in (3) are defined only for units common to all the three waves, namely for set  $a$ . Therefore, (3) can be used to define the required weights only for units in set  $a$ .

For the remaining units ( $c$ ) in sample  $n_3$ , we may use the following somewhat approximate solution.

4. An alternative to (3) is

$$(4) \quad w_3'' = w_1 / P(n_3|n_1).$$

The objective of (4) is the same as that of (3): to provide weights such that  $n_3=(a+c)$  representing the population  $N_1$ . However, (4) is less precise than (3), as it goes directly from wave 1 to wave 3 and disregards information specific to wave 2. However, it is determinable for all units  $n_3=(a+c)$ .

**We can use (3) for units in the larger set  $a$ , and (4) for the remaining re-entries  $c$ .**

5. The introduction of wave 4 causes no further complication in EU-SILC. For units which are enumerated in both waves 3 and 4, we have the required wave 4 weights analogous to (1):

$$w_4 = w_3' / P(n_4|n_3).$$

For units enumerated in waves 2 and 4, but not in wave 3, we have the required wave 4 weights analogous to (4):

<sup>22</sup> As noted above, strictly speaking this refers to units from sample  $n_1$  which are *still in scope* of the target population at  $n_2$ .

$$w_4 = w_2 / P(n_4 | n_2).$$

For returnees at wave 4 or wave 5 the procedure mentioned above should be applied analogically.

***Note that in accordance with EU-SILC follow-up rules for non-response, no cases are retained in wave 6 which were not enumerated in waves 2, 3, 4, 5. Hence, no further complications are involved.***

## 9. TIMELINESS

### 9.1. Standards for transmission and exchange of information

Eurostat provides technical guidelines for submitting data.

#### Files to send to Eurostat

The target variables should be sent to EUROSTAT in four separate files:

- Household register (D)
- Personal register (R)
- Household data (H)
- Personal data (P)

The household register file (D) must contain every household selected, including those where the address could not be contacted and households that could not be interviewed.

In the other files, records associated with a household will exist only if the household has been contacted AND has a completed household interview in the household data file (H) and at least one member has complete data in the personal data file (P). This member must be the selected respondent if this mode of selection is used.

The personal register file (R) must contain a record for every person currently living in the household or temporarily absent. As regards the longitudinal component, it must also contain a record for every person registered in the previous year's R-file.

The personal data file (P) must contain a record for every eligible person for whom the information could be completed from interview and/or registers.

**Formats for submitting data and deadlines** Under Article 10 of Commission Implementing Regulation (EU) 2019/2242, Member States are to send in their data in accordance with the following rules.

1. Member States are to submit their data, which should comply with the characteristics of the variables as specified in Annex II, in electronic form to the Commission (Eurostat).
2. Member States are to submit their data to the Commission (Eurostat) in the form of micro-data files (including appropriate weights), using the statistical data and metadata exchange standard through the single entry point. This allows the Commission (Eurostat) to retrieve the data by electronic means. The data must have been fully checked and edited.
3. Member States are to submit all the subsamples belonging to the rotational design of the given year annually, regardless of their duration. Subsamples are to be submitted together.
4. Member States are to provide the metadata necessary for the purpose of microsimulation, in accordance with the specific needs and characteristics of each country and in conformity with an appropriate classification for the variables on social benefits, using the exchange standards referred to in paragraph 2. As regards the IESS Regulation, Member States are to submit metadata and information on data sources and methods by at most three months after the deadline for submitting the microdata. This additional information should be provided in the form of quality reports showing, in particular, how the data and microdata are sent, and how the metadata and information meet quality requirements. Eurostat provides guidelines on EU-SILC quality reports. The Commission (Eurostat) makes that information public in accordance with EU law and national laws on personal data protection.

Under Annex IV to the IESS Regulation, for the income and living conditions domain, the Member States are to submit pre-checked microdata without direct identifiers, in accordance with the following deadlines:

(a) As regards the variables for the data collection of year N, by the end of the year N. In exceptional cases, provisional microdata on income may be submitted by the end of year N, and revised data may be submitted by 28 February of the year N+1;

(b) As regards the variables related to the observation covering the years of the rotation scheme ending in year N, the deadline is 31 October of the year N+1.

# 2

## **PART II: DESCRIPTION OF EU-SILC VARIABLES**

## HOUSEHOLD REGISTER (D-FILE)

---

## DB010: YEAR OF THE SURVEY

**Topic and detailed topic:** Technical items / Data collection information

**Variable type:** Annual

**Unit:** Household

**Reference period:** Current

**Mode of collection:** Frame

**In use (period):** Yes, since the first year of EU-SILC data collection

**Series' differences:** No changes

### VALUES AND FORMAT

**Format:** Four-digit number, no decimals

### FLAGS

-

### DESCRIPTION

The year in which the survey-data collection, or most of the collection, is carried out.

## DB020: COUNTRY OF RESIDENCE

**Topic and detailed topic:** Technical items/Data collection information

**Variable type:** Core variable/Annual

**Unit:** Household

**Reference period:** Constant

**Mode of collection:** Frame

**In use (period):** Yes, since the first year of EU-SILC data collection

**Series' differences:** Yes. Before 2012, Greece was abbreviated as GR.

Montenegro, North Macedonia, Serbia, Albania and Kosovo added (North Macedonia in 2010, Montenegro and Serbia in 2013, Albania in 2017 and Kosovo in 2018)

### VALUES AND FORMAT

BE	Belgium	NL	Netherlands
BG	Bulgaria	AT	Austria
CZ	Czechia	PL	Poland
DK	Denmark	PT	Portugal
DE	Germany	RO	Romania
EE	Estonia	SI	Slovenia
IE	Ireland	SK	Slovakia
EL	Greece	FI	Finland
ES	Spain	SE	Sweden
FR	France	UK	United Kingdom
HR	Croatia	CH	Switzerland
IT	Italy	IS	Iceland
CY	Cyprus	NO	Norway
LV	Latvia	ME	Montenegro
LT	Lithuania	MK	North Macedonia
LU	Luxembourg	RS	Serbia
HU	Hungary	TR	Turkey
MT	Malta	AL	Albania
		XK	Kosovo

SCL GEO code

### FLAGS

-

### DESCRIPTION

The country of residence is the country in which the usual residence of the person/household is located.

The list of countries is defined according to the Eurostat Standard Code list (SCL) GEO which is largely based on the International Organization for Standardization (ISO) 3166 country codes (3166-1 alpha-2). The SCL GEO is available here:

[https://ec.europa.eu/eurostat/ramon/nomenclatures/index.cfm?TargetUrl=LST\\_NOM\\_DTL&StrNom=CL\\_GEO&StrLanguageCode=EN&IntPcKey=45690330&StrLayoutCode=HIERARCHIC](https://ec.europa.eu/eurostat/ramon/nomenclatures/index.cfm?TargetUrl=LST_NOM_DTL&StrNom=CL_GEO&StrLanguageCode=EN&IntPcKey=45690330&StrLayoutCode=HIERARCHIC)

Country code, year and IDs are used as key variables to merge different files.

## DB030: HOUSEHOLD ID

**Topic and detailed topic:** Technical items / Identification

**Variable type:** Annual

**Unit:** Household

**Reference period:** Current

**Mode of collection:** Frame or interviewer

**In use (period):** Yes, since the first year of EU-SILC data collection

**Series' differences:** No changes

### VALUES AND FORMAT

*ID number*

**Household number 1 - 9999999** (maximum seven digits)

**Household ID = Household number + split number (two digits)**

### FLAGS

-

### DESCRIPTION

**Household ID = Household number + split number (two digits)**

Every household will receive a household number. This number is the base upon which to construct the household ID and the personal ID. It should be a sequential number and should not contain other information. It must NOT contain any information that conflicts with confidentiality rules. This number must be unique for all the years of the survey.

The household identification number (ID) is composed of the household number and the split number. The household number is a unique number assigned to each household in wave 1. The split number for the first wave must always take the value '00'.

When a household stays in the sample, it keeps the household number and split number from one wave to the next.

In the case of a split-off, the initial household will keep the household number and split number from one wave to the next. The other households, i.e. the split-off households, will keep the same household number, but will be assigned the next available unique split number in sequence. In cases when there is more than one split-off, the split number is formed by adding 1 to the highest used split number (for all the years of the survey).

When there is a fusion of two sample households and the new household is located at an address where one of the households was previously interviewed the new household should keep the household number and split number of the household at that address in the previous wave.

When the new household is located at a new address, the household number and split number of the household of the sample person who now has the lowest person number in 'the household register' should be used.



## DB040: REGION OF RESIDENCE

**Topic and detailed topic:** Technical items/Data collection information

**Variable type:** Core variable/Annual

**Unit:** Household

**Reference period:** Current

**Mode of collection:** Frame, register or interviewer

**In use (period):** Yes, since the first year of EU-SILC data collection

**Series' differences:** Yes, in 2012 and 2015, 2021 (changed the label).

### VALUES AND FORMAT

NUTS 2 digits

### FLAGS

**year >=2021**

1 filled according NUTS

-1 missing

**year >=2015**

1 filled according NUTS-13

-1 missing

**year >= 2012 and <2015**

1 filled according to NUTS-10

-1 missing

**year <2012**

1 filled according to NUTS-03

2 filled according to NUTS-08

-1 missing

### DESCRIPTION

The region of residence is the region within the country of residence in which the usual residence of the household is located at the date of interview.

#### From 2021 onwards

Under Regulation (EC) No 1059/2003 of the European Parliament and of the Council all Member States' statistics that are submitted to the Commission (Eurostat) and that are to be broken down by territorial units should use the NUTS classification. Consequently, in order to establish comparable regional statistics, data on the territorial units should be provided in accordance with the NUTS classification.

NUTS (2-digits)

For Member States of the EU, regions are defined on the basis of the Nomenclature of territorial units for statistics (NUTS) as described in Article 3 of Regulation (EC) No 1059/2003 of the European Parliament and the Council on the establishment of a common classification of territorial units for statistics (NUTS) (as amended)<sup>23</sup> and Annex I.

For EFTA and Candidate countries, region refers to the classification of Statistical Regions<sup>24</sup>.

Information about the NUTS is available here: <http://ec.europa.eu/eurostat/web/nuts/overview>.

<sup>23</sup> <http://eur-lex.europa.eu/legal-content/EN/TXT/?uri=celex:32003R1059>

<sup>24</sup> <http://ec.europa.eu/eurostat/web/nuts/statistical-regions-outside-eu>

## DB050: STRATUM

**Topic and detailed topic:** Technical items/Data collection information

**Variable type:** Annual

**Unit:** Household

**Reference period:** At selection

**Mode of collection:** Frame, register or sample design

**In use (period):** Yes, since 2008

**Series' differences:** Yes (2014) (description and flags applied changes from 2014), the variable label slightly changed in 2021 based on standardised variable names

### VALUES AND FORMAT

1 – 99999                      Stratum identifier

### FLAGS

#### From 2014 onwards

- 1 Filled
- 2 Self-representing primary sampling unit (PSU)
- 3 Collapsed stratum due to single PSU (only for households selected in the stratum with the single PSU)
- 2 Not applicable (no stratification)

#### Before 2014

- 1 Filled
- 2 Not applicable (no stratification)

### DESCRIPTION

DB050 reports on the primary stratum corresponding to each observation unit (individual or household) in case the target population (or a part thereof) is stratified at the first stage of the sample design, providing identification codes for the different strata. The information on the variable should be filled in for all waves, and it should always refer to the situation at the time the concerned unit (individual or household) is selected; it consequently does not refer to the strata used for post-stratification. DB050 collects information about primary strata, the strata used in selecting the sample. The variable label is changed from 'Primary strata' [*Primary strata as used in the selection of the sample*] used before, to 'Stratum' used from 2021 onwards, harmonised with social standardised variables.

Stratifying a population means dividing it into non-overlapping subpopulations called strata. Independent samples are then selected within each stratum.

The variable contains sampling information that is needed to calculate measures of spread (e.g. variance and standard deviation) and to observe changes over time.

The category 'stratum identifier' provides the identification code of the stratum each observation unit (individual or household) belongs to. Stratum identification codes are to be used in case the target population has been stratified, or in case self-representing primary sampling units (PSUs) have been considered<sup>25</sup>.

The category 'not applicable' is to be used in case the target population has not been stratified at the first stage of the sampling process (e.g. when the sample has been drawn by simple random sampling or by cluster random sampling), and self-representing PSUs have not been considered.

Information on the variable should be filled in for all waves (and/or panels), and it should always refer to the situation at the time the concerned unit (individual or household) is selected.

<sup>25</sup> Self-representing PSUs are PSUs selected with a probability of 1, which must be considered to be a stratum rather than a PSU.

In case the target population is stratified at the first stage of the sampling design (or in case of comparable sample design), all primary strata receive a unique identification code which remains the same for the entire period in which the observation units (individual or household) that receive this identification code remain in the survey. The stratum identification code should be consistent over time for each observation unit (individual or household).

The information in the variable 'stratum' should enable all strata to be identified. Combining 'stratum' with other variables (such as 'region') should not be needed to identify the strata; 'region' should refer to the moment of the interview, while 'stratum' should refer to the moment of the selection.

In cases of variations of territorial units, such as the blending of municipalities, the value of 'stratum' should not change over time; it should always refer to the situation at the time of the selection.

To estimate the measures of spread (e.g. variance and standard deviation), each self-representing primary PSU must be considered to be a stratum rather than a PSU. Therefore, each self-representing PSU receives a separate and unique stratum identification code which remains the same for the entire period in which the observation units (individuals or households) that receive this identification code remain in the survey.

If strata in the sample consist of only one PSU selected among a larger number of PSUs in the stratum population, or if strata in the sample contain only one PSU (among a larger number of selected PSUs) with respondents, the primary strata have to be collapsed so that every stratum consists of at least two PSUs. If done, this grouping will ideally be implemented between strata that are most similar in terms of the variables used for stratification.

The variable PSU should be left blank when a sample of individuals has been drawn and the population has not been clustered.

It is good practice to randomise the stratum identifiers to prevent respondents from being indirectly identified (it makes the linking to particular locations or to a geographical pattern impossible). However, the randomisation process should ensure that the value of 'stratum' for a respondent does not change over time.

The stratum code of the collapsed stratum is equal to the stratum code of the stratum that before collapsing already contained more than one PSU. The households selected in the stratum with the single PSU receive flag code '3'<sup>26</sup>.

---

<sup>26</sup> According to the characteristics and availability of data for different countries, we have used different variables to specify strata and cluster information. In particular, countries have been split into three groups:

1) BE, BG, CZ, IE, EL, ES, FI, FR, IT, LV, HU, NL, PL, PT, RO, SI, UK and HR whose sampling design could be assimilated to a two-stage stratified type using DB050 (primary strata) for strata specification and DB060 (primary sampling unit) for cluster specification;

2) DE, EE, CY, DK, LT, LU, AT, SK, FI and CH whose sampling design could be assimilated to a one-stage stratified type using DB050 for strata specification and DB030 (household ID) for cluster specification;

3) MT, SE, IS and NO, whose sampling design could be assimilated to a simple random sampling, using DB030 for cluster specification and no strata.

## DB060: PRIMARY SAMPLING UNITS [PSU]

**Topic and detailed topic:** Technical items/Data collection information

**Variable type:** Annual

**Unit:** Household

**Reference period:** At selection

**Mode of collection:** Frame, register or sample design

**In use (period):** Yes, since the first year of EU-SILC data collection

**Series' differences:** Yes (2014)

### VALUES AND FORMAT

1 – 99999

### FLAGS

#### From 2014 onwards

- 1 Rotation is implemented at primary sampling unit (PSU) level (the PSU rotates in and out of the sample)
- 2 Rotation is implemented at secondary sampling unit (SSU) or household level (The PSU remains in the sample for the entire duration of EU-SILC)
- 2 Not applicable (no first or second sampling stage)

#### Before 2014

- 1 Filled
- 2 Not applicable (no first or second sampling stage)

### DESCRIPTION

DB060 measures PSUs as used in selecting the sample and it is part of a standardised list of variables.

If direct-element sampling is either impossible (lack of a sampling frame) or too expensive to implement (the population is widely distributed geographically), multi-stage selections can be done. Firstly, the population is divided into disjoint sub-populations, called **primary sampling units (PSUs)**. A sample of PSUs is then selected (first-stage sampling). Secondly, each sampled PSU is itself divided into disjoint sub-populations, called **secondary sampling units (SSUs)**. SSUs are then independently drawn from each PSU (second-stage sampling) and so on.

The variable reports on the PSU corresponding to each observation unit (individual or household) in case the target population is divided into clusters, providing identification codes for the clusters or PSUs. The information recorded always refers to the situation at the time the concerned unit is selected (individual or household).

A population is divided into clusters (i.e. disjoint sub-populations) in case direct-element sampling is either impossible (due to lack of a sampling frame) or too expensive to implement (the population is widely distributed geographically). A sample of clusters (PSUs) is then selected at the first stage of the sampling process (or an alternative multi-stage selection process).

The variable contains sampling information that is needed to calculate measures of spread (e.g. variance or standard deviation) and to observe changes over time.

The category 'primary sampling unit identifier' provides the identification code of the selected PSU each observation unit (individual or household) belongs to, in case the target population has been divided into clusters in the first stage of sampling.

The category 'not applicable' is to be used when the target population has not been clustered at the first stage of the sampling process, e.g. when the sample has been drawn by simple random sampling or by stratified random sampling.

Information on the variable should be filled for all waves (and/or panels), and it should always refer to the situation at the time the concerned unit (individual or household) is selected.

In case the target population is clustered at the first stage of the sampling design, the selected clusters (PSUs) receive a unique identification code which remains the same for the entire period in which the observation units (individual or household) that received this identification code remain in the survey. The PSU identification code should be consistent over time for each observation unit (individual or household).

When sampling with replacement is used and the same PSU is selected several times ('multiple hits') the PSU receives a unique identification code for every hit.

The variable PSU should be left blank when a sample of individuals has been drawn and the population has not been clustered.

In the situation where dwellings are selected at the first stage of sampling and more than one household shares the same dwelling, dwellings must be regarded as clusters of households and then coded accordingly. Then, if the first<sup>27</sup> stage of the sampling design consists of a selection of dwellings, each dwelling receives a unique code for category 'primary sampling unit identifier' that remains the same for the entire period the households in the considered dwelling remain in the survey sample.

If the first<sup>28</sup> stage of the sample design consists of a selection of households and the final observation unit is the individual, each household receives a unique code for the category 'primary sampling unit identifier' that remains the same for the entire period the household remains in the survey. Split-off households keep their original PSU identifier at the moment they are selected.

It is a good practice to randomise the PSU identifiers to prevent respondents from being indirectly identified (it makes the linking to particular locations or geographical pattern impossible). However, the randomisation process should ensure that the value of 'PSU' for a respondent does not change over time.

---

<sup>27</sup> This does not necessarily imply that there is a second stage of sampling.

<sup>28</sup> This does not necessarily imply that there is a second stage of sampling.

## DB062: SECONDARY SAMPLING UNITS [SSU]

**Topic and detailed topic:** Technical items/Data collection information

**Variable type:** Annual

**Unit:** Household

**Reference period:** At selection

**Mode of collection:** Frame, register or sample design

**In use (period):** Yes, since the first year of EU-SILC data collection

**Series' differences:** Yes (2014)

### VALUES AND FORMAT

1 - 99999

### FLAGS

#### From 2014 onwards

- 1 Rotation is implemented at primary sampling unit (PSU) level (the PSU rotates in and out of the sample)
- 2 Rotation is implemented at secondary sampling unit (SSU) or household level (The PSU remains in the sample for the entire duration of EU-SILC)
- 2 Not applicable (no first or second sampling stage)

#### Before 2014

- 1 Filled
- 2 Not applicable (no first or second sampling stage)

### DESCRIPTION

If direct-element sampling is either impossible (lack of sampling frame) or too expensive to implement (the population is widely distributed geographically), multi-stage selections can be done. Firstly, the population is divided into disjoint sub-populations, called **primary sampling units (PSUs)**. A sample of PSUs is then selected (first-stage sampling). Secondly, each sampled PSU is divided itself into disjoint sub-populations, called **secondary sampling units (SSUs)**. SSUs are then independently drawn from each PSU (second-stage sampling) and so on, see DB060. DB062 provides identification codes for the selected PSUs (SSUs) as used in selecting the sample, secondary sampling units. In the case that the same SSU is selected several times ('multiple hits'), the SSU receives a unique value for every hit.

If the first stage of the sample design consists of a selection of households, households receive a unique code for variable DB060 that remains the same throughout EU-SILC's entire duration. In the latter case split-off households keep their original value at the moment they are selected for variable DB060. In case there is at least a third stage of selection, additional variables DB06<sub>i</sub> must be transmitted as identification numbers for the units sampled at stage 'i'.

In the case of self-representing PSUs (for a definition see variable DB050), SSUs should be treated as if they were PSUs and receive a unique code for variable DB060. If households are selected at the second stage, they receive a unique value for variable DB060 that remains the same throughout EU-SILC's entire duration. In the latter case split-off households keep their original value at the moment of selection for variable DB060. The identification of the self-representing units themselves is implemented in variable DB050.

## DB070: ORDER OF SELECTION OF PSU

**Topic and detailed topic:** Technical items/Data collection information

**Variable type:** Annual

**Unit:** Household

**Reference period:** At selection

**Mode of collection:** Frame, register or sample design

**In use (period):** Yes, since the first year of EU-SILC data collection

**Series' differences:** Yes (2014)

### VALUES AND FORMAT

1 - 99999

### FLAGS

#### From 2021 (revised flags)

- |    |  |
|----|--|
| 11 | Order on sampling frame is fixed for all EU-SILC survey years and personal sampling units (PSUs) have an equal probability of selection (within explicit strata) |
| 12 | Order on sampling frame is fixed for all EU-SILC survey years and PSUs have an unequal probability of selection (within explicit strata)                         |
| 21 | Order on sampling frame may change over time and PSUs have an equal probability of selection (within explicit strata)  |
| 22 | Order on sampling frame may change over time and PSUs have an unequal probability of selection (within explicit strata)  |
| -2 | Not applicable (no systematic selection)   |

#### From 2014-2020

-2 Not applicable (no systematic selection)

Or a combination of two digits:

First digit: fixed or changing order of selection

- 1 order on sampling frame is fixed for all EU-SILC survey years
- 2 order on sampling frame may change over time

Second digit: probability of selection of PSUs

- 1 PSUs have an equal probability of selection (within explicit strata)
- 2 PSUs have an unequal probability of selection (within explicit strata)

e.g. the order of PSUs on the sampling frame remains fixed for the entire duration of EU-SILC and PSUs are selected with a probability equal to their size: the flag is equal to 12

#### Before 2014

1 filled

-2 not applicable (no systematic selection)

### DESCRIPTION

If primary sampling units (or households in case of direct-element sampling) are selected systematically, DB070 contains the rank of selection of those units, order of selection of PSU, and order of selection of PSU as used in the selection of the sample. If PSUs rotate in and out of the sample, this rank should correspond to the rank on the sampling frame, such that PSUs newly selected in the sample could be grouped together on the basis of the order of all PSUs on the sampling frame. The value for DB070 of every selected PSU remains the same for the entire duration of EU-SILC. This information is important for variance estimation purposes because a systematic drawing from a judiciously ordered sampling frame may substantially reduce sampling errors.

If systematic selections have been performed at other sampling stages, additional variables DB070 (i-1), that is the order of the selection of the units of stage 'i' ( $i > 1$ ), must be transmitted too.

In order to facilitate the computation of the standard errors for i) the common EU indicators, ii) the equivalised disposable income, iii) the unadjusted gender pay gap and iv) a list of income components, countries should<sup>29</sup>

<sup>29</sup> Agreement during the Living Conditions Working Group meeting in June 2009

fill in this (these) variable(s) (in the case of systematic selection) for all panels and waves in the file, and not only the first one of the sub-sample (being the year of the selection of the concerned household). However, the recorded information, always refers to the situation at the time the concerned household is selected.

The above definition also applies to the new entries from the second wave onwards.



## DB075: ROTATION GROUP

**Topic and detailed topic:** Technical items/Data collection information

**Variable type:** Annual

**Unit:** Household

**Reference period:** Constant

**Mode of collection:** Derived

**In use (period):** Yes, since the first year of EU-SILC data collection

**Series' differences:** No changes

### VALUES AND FORMAT

1 - 9

### FLAGS

1 Filled  
-2 Not applicable (no rotational design used)

### DESCRIPTION

This variable must be filled only for the countries using a rotational design.

#### Rotational design

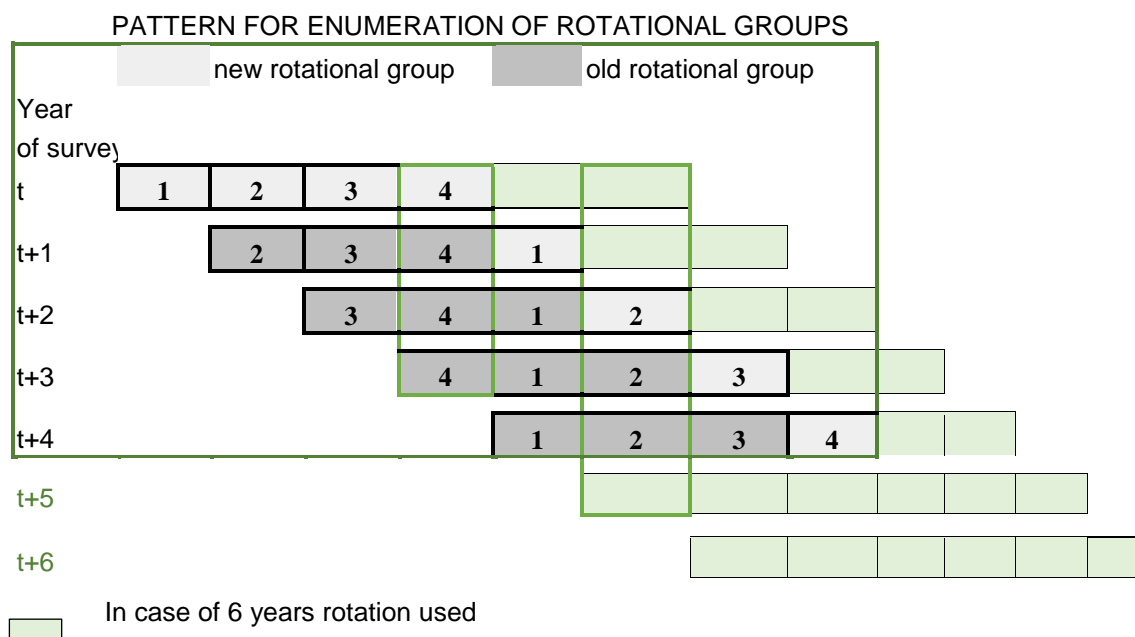
Refers to any sample selection which is based on a fixed number of sub-samples, called replications, each one representative of the target population at the time of their selection. Each year, one sub-sample rotates out and a new one is drawn as a substitute.

In the case of a rotational design based on four replications with a rotation of one replication per year, one of the replications must be dropped immediately after the first year, the second must be retained for 2 years, the third for 3 years, and the fourth for 4 years. From the second year onwards, at the start of each new year one replication must be introduced and retained for 4 years.

#### Rotation group

Each replication is called a rotational group and the information on the group to which the household belongs is especially useful for controlling the implementation of the sample over time.

Regarding the numbering of the rotation groups over time, it is recommended that each rotation group keeps the same number throughout the period of the survey (see figure hereafter):



## DB076: INTERVIEW WAVE

**Topic and detailed topic:** Technical items/Data collection information

**Variable type:** Annual

**Unit:** Household

**Reference period:** Current

**Mode of collection:** Derived

**In use (period):** New, from 2021

**Series' differences:** No changes

### VALUES AND FORMAT

1 - 9                      Wave number

### FLAGS

1                          Filled

-7                         Not applicable (DB010 not equal to 2021)

### DESCRIPTION

The wave corresponds to the number of years the respective household stays in the survey. If the household is in the data sample for the first time, the value 1 should be selected. If the household is in the sample for the second time, the value 2 should be selected, value 3 for the third time, value 4 for the fourth time, etc. The same approach should be used when using a longer panel.

A split-off household keeps the same wave as the initial household.

## DB080: HOUSEHOLD DESIGN WEIGHT

**Topic and detailed topic:** Technical items/Weights

**Variable type:** Annual

**Unit:** Household

**Reference period:** Current

**Mode of collection:** Derived

**In use (period):** Yes, since 2008 (except 2014)

**Series' differences:** Yes, 2014

### VALUES AND FORMAT

0 (format 2,5)

Weight

**Required format**

Household cross-sectional weights will be coded with at least one integer and five decimals.

### FLAGS

- 1 Filled
- 2 Not applicable (not in the first year in the survey or split off)

### DESCRIPTION

#### Weighting for the first year of each sub-sample

Design weights (household weights DB080 and 'Selected respondent' weights PB070)

The design weights need to be defined for all selected units, not only for responding units. The household design weights aim to draw inference on the household population from the household sample. The design weight of a household (h) is the inverse of its inclusion probability. DB080 is computed as follows:

In the case that households are sampled (or addresses or other units containing households):

$$DB080_h = 1 / (\text{probability of selection of } h)$$

In the case that persons are sampled:

$$DB080_h = 1 / \Sigma (\text{probabilities of selection of eligible persons in } h)$$

'Eligible persons' are people who are given a non-zero probability in the selection procedure, such as people aged 14+ or 16+ (depending on the duration of panel). When the probability of selection is the same for all eligible people in each household, the denominator is simply the number of such people in the household multiplied by the probability of selection.

#### From the second year onwards (case of a rotational panel)

For the households which are not interviewed for the first time, no values are to be given for the design weight and these are to be flagged '-2' (not applicable).

In the weight section (8), a more extensive explanation on the weighting procedures is given.

Further adjustments taking into consideration non-response or calibration are done DB080 (N).

The design weights have to be inflated by the inverse of the response propensities in order to compensate for the loss of units in the sample. A classical procedure consists of modifying the design weights by a factor inversely proportional to the response rate within each 'homogeneous group', in which the response probabilities are assumed to be equal:

$$DB080_h^{(N)} = DB080_h \cdot \frac{1}{R_k}$$

Where  $R_k$  denotes the (weighted) response rate in the group (k) the household (h) belongs to:

$$R_k = \frac{\text{sum of design weights of responding units in cell } k}{\text{sum of design weights of selected units in cell } k}$$

See construction of weights in the first part of section 8: weights.

## DB090: HOUSEHOLD CROSS-SECTIONAL WEIGHT

**Topic and detailed topic:** Technical items/Weights

**Variable type:** Annual

**Unit:** Household

**Reference period:** Current

**Mode of collection:** Derived

**In use (period):** Yes, since the first year of EU-SILC data collection

**Series' differences:** Yes, 2014

### VALUES AND FORMAT

0 (format 2,5) Weight

**Required format** Household cross-sectional weights will be coded with at least one integer and five decimals.

In the regular transmission (reconciled file format) these variables should only be filled in for the records related to the last year of operation.

### FLAGS

**From 2014 onwards**

1 Filled  
-7 Not applicable (DB010 ≠ last year of operation)

**Before 2014**

1 Filled

### DESCRIPTION

The household cross-sectional weights are the final estimation weights. Only the households that are accepted into the database (DB135 = 1) have a cross-sectional weight; the others are assigned a weight of 0. The calibration is done taking all rotational groups together.

Units of the sub-samples appear in the EU-SILC sample only in situations where a rotational design is used. In this case, sample weights are called 'cross-sectional' weights. These weights are required for all the types of units considered in the EU-SILC survey.

The household cross-sectional weights (target variable DB090) will be used to draw inference on the population of private households at national and European levels (*see the weight for DB080 and then further*).

**After adjustments for non-response and to external sources (calibration) of the household design weight, the cross-sectional household weight (DB090) is calculated. DB090 is used to weigh household data and indicators produced at household level.**

More precisely, suppose that there are 'J' auxiliary variables  $x_1 \dots x_j \dots x_J$ , called calibration variables, with known population totals (for the numerical variables) or marginal counts (for the categorical variables). Without loss of generality, we can assume that all the calibration variables are numerical (otherwise, we consider the 0/1 variables for each category).

New household weights (DB090) are 'as close as possible' (as determined by a certain distance function) to the initial weights  $DB080^{(N)}$ . These new weights are calibrated on the totals  $X_j$  of the 'J' auxiliary variables; in other words they verify the calibration equations:

$$\forall j = 1 \dots J \quad \sum_{k \in S} DB090_k \cdot x_{jk} = X_j$$

$$\text{Where } DB090_k = g_k \times DB080^{(N)}$$

This process can be done using different statistical software and different methods (e.g. logit regressions through the SAS macro CALMAR).

When using CALMAR, it is recommended to use a bounded method and to impose lower and upper bounds LO and UP on the weight adjustment factors 'g<sub>k</sub>', usually referred to as g-weights. In practice, one has to bear in mind that the choice of bounds is not free and directly depends on the calibration variables that are chosen: the limits must be adjusted, taking into account the differences between the estimates based on the 'old' initial weights and the benchmark totals that the new weights are to reproduce, so CALMAR can find a solution within the constraints applied to the problem. In practice, those limits are determined by some 'guess and check': we start with a small interval [LO,UP] and we enlarge it until CALMAR finds a solution. Applying calibration bounds prevents negative and extreme weights.

It can use different household variables and individual variables aggregated in the household level.

*In the weight section, a more extensive explanation on the weighting procedures is given.*

## DB095: HOUSEHOLD LONGITUDINAL WEIGHT

**Topic and detailed topic:** Technical items/Weights information

**Variable type:** Annual

**Unit:** Household

**Reference period:** Current

**Mode of collection:** Derived

**In use (period):** Yes, since 2014

**Series' differences:** No changes

### VALUES AND FORMAT

0 (format 2,5) Weight

**Required format** These weights had to be coded with at least one integer and five decimals.

### FLAGS

1 Filled

-2 Not applicable ((DB0110 = 9) and (DB010 = last year of operation))

### DESCRIPTION

The household longitudinal weights are the final estimation weights. Only the households that are accepted into the database (DB135 = 1) have a longitudinal weight; the others are assigned a weight of 0. The calibration is done taking all rotational groups separately.

Household longitudinal weights are defined for all households accepted into the database. These weights are defined for year 2 and subsequent years. These weights will be part of D-file as well as part of the longitudinal data set delivered each year. The set consists of at least three panels of duration: 2, 3 and 4 years.

Household longitudinal weights are defined based on individual ( $RB_{t+1}$ ) of year ('t') taking into account that sample persons, response, re-entries, etc., are involved.

*In the [weights section](#), a more extensive explanation of the weighting procedures is given.*

## DB100: DEGREE OF URBANISATION

**Topic and detailed topic:** Technical items/Localisation

**Variable type:** Core variable/ Annual

**Unit:** Household

**Reference period:** Current

**Mode of collection:** Derived

**In use (period):** Yes, since the first year of EU-SILC data collection

**Series' differences:** Yes (2012 and 2021 modalities were changed)

### VALUES AND FORMAT

From 2021 onwards

- |   |                   |
|---|-------------------|
| 1 | Cities            |
| 2 | Towns and suburbs |
| 3 | Rural areas       |

Before 2021

- |    |                        |
|----|------------------------|
| 1. | Densely-populated area |
| 2. | Intermediate area      |
| 3. | Thinly-populated area  |

### FLAGS

- |    |  |
|----|--|
| 1  | Filled                                     |
| -1 | Missing (allowed only from wave 2 onwards) |

### DESCRIPTION

This variable reports on the degree of urbanisation in the area where the usual residence of the person or the household is located.

From 2021 onwards the modalities were changed according to the standardised social variables.

This variable must be filled in for every household in wave 1. From wave 2 onwards, a missing value (flag -1) is allowed in exceptional cases (like moving house).

*From 2021 onwards the variable classifies LAU2 into three types of area:*

1. 'Cities' - densely-populated areas where at least 50% of the population live in an urban centre.
2. 'Towns and suburbs' - intermediate density areas where at least 50% of the population live in urban clusters, but which are not 'cities'.
3. 'Rural areas' - thinly populated areas where more than 50% of the population live in rural grid cells.

This classification is based on a combination of criteria of geographical contiguity and minimum population threshold applied to 1 km<sup>2</sup> population grid cells.

The LAU2 list including the degree of urbanisation is published by Eurostat on the RAMON server: [http://ec.europa.eu/eurostat/ramon/miscellaneous/index.cfm?TargetUrl=DSP\\_DEGURBA](http://ec.europa.eu/eurostat/ramon/miscellaneous/index.cfm?TargetUrl=DSP_DEGURBA)

For further methodological details on the classification of LAU2s by degree of urbanisation, see <http://ec.europa.eu/eurostat/web/degree-of-urbanisation/methodology>.

For further information, see:

[http://ec.europa.eu/regional\\_policy/sources/docgener/work/2014\\_01\\_new\\_urban.pdf](http://ec.europa.eu/regional_policy/sources/docgener/work/2014_01_new_urban.pdf)

*Modalities used before:*

- Densely populated area: contiguous grid cells of 1km<sup>2</sup> with a density of at least 1,500 inhabitants per km<sup>2</sup> and a minimum population of 50,000.
- Intermediate area: clusters of contiguous grid cells of 1km<sup>2</sup> with a density of at least 300 inhabitants

- per km<sup>2</sup> and a minimum population of 5,000.
- Thinly-populated area: Grid cells outside urban clusters.



## DB110: HOUSEHOLD STATUS

**Topic and detailed topic:** Technical items/Data collection information

**Variable type:** Annual

**Unit:** Household

**Reference period:** Current

**Mode of collection:** Interviewer

**In use (period):** Yes, since 2005

**Series' differences:** No changes

### VALUES AND FORMAT

Household from previous wave

- 1 At the same address as last interview
- 2 Entire household moved to a private household within the country

Household no longer in-scope

- 3 Entire household moved to a collective household or institution within the country
- 4 Household moved outside the country
- 5 Entire household died
- 6 Household does not contain sample person

Address non-contacted

- 7 Household cannot be accessed (due to, for example, climatic conditions)
- 11 Lost household (no information on record about what happened to the household)

New household for this wave

- 8 Split-off household
- 9 New address added to the sample of this wave or first wave

Fusion

- 10 Fusion household

### FLAGS

- 1 Filled

### DESCRIPTION

**The household is at the same address as the last interview:** This situation appears when at least one of the sample persons lives at the same address as in the previous wave.

**Entire household moved to a private household within the country:** This situation appears when no sample persons live at the same address as in the previous wave, but when the household moved to a private household within the country.

**Entire household moved to a collective household or institution within the country:** This situation appears when all the sample persons moved to a collective household or institution within the country.

**Household moved outside the country or to territories not covered by the survey:** This situation appears when all the sample persons moved outside the country or to territories not covered by the survey.

**Entire household deceased:** This situation occurs when all the sample persons have died.

**Household does not contain sample person:** This situation occurs when sample persons are no longer in scope for a variety of reasons.

**Address non-contacted:** This category distinguishes between households that cannot be accessed and households that are 'lost', i.e. no information on record as to what happened to the household.

**Split-off households:** New household which has split off from the initial household since the previous wave and now considered as a separate household.

**New address added to the sample in this wave or first wave:** This situation occurs where for the first time this household is recorded in the survey and is not a split-off household (first wave, new household introduced into the sample in order to maintain the sample size because of loss due to non-response).

**Fusion:** This situation occurs when sample persons from different sample households from the previous wave join together to form a new household. The household that disappears will be coded as 'fusion household' while the other one is considered as the main household and keeps the identification number. The household that keeps the identification number will be coded as: '1' (if it remains at the same address as in

the last interview), as '2' (if the entire household moved to a private household within the country).

Initial contact with the address

It is recommended that a letter be sent prior to visiting the household to inform its members that they have been selected to participate in the survey, as well as to provide the main characteristics of the survey and to request a visit to conduct an interview.

Where possible, it is recommended that an appointment by phone be made in order to reduce non-contact in case the person from the home is absent, sick, etc.

If the interviewer has any difficulty in finding an address there are several sources which may be helpful such as the local post office, the City Hall, the police, etc.

Where known, the telephone number of the household should be included in the instructions for the interviewer.

Second, third and subsequent contacts

A major risk of attrition in a longitudinal survey is linked to either individuals or the entire household moving between waves. Special procedures need to be established to trace all moving/split-off households. These procedures can be established by the interviewer's organisation or the central organisation:

In order to trace people or households who move between waves, the interviewer can take several measures, such as: (a) asking at each interview about any intention or expectation of a move before the next interview; (b) contacting households by mail or phone in the intervening period between waves; (c) requesting that the household informs the interviewer if a move takes place providing for such information appropriate financial incentives; (d) where a move is likely to occur, asking for the name and address of a friend or relative who could inform the interviewer about the new location.

For those countries using a sample of addresses or households, the first task at each interview is to get all the information needed to identify the household members as well as information on any changes in the household composition. It is important to obtain the date of move, the reason for the move and the new address of the household.

The interviewer should try to contact neighbours, population registers or another source of information in order to discover the situation of sample persons who moved since last interview and who have not left their new address. Once the new address has been obtained, the interviewer should try to locate the household at the new address if within the interviewer's area. Where the address is outside of the interviewer's area, the interviewer should advise their supervisor of the change of address.

## DB120: CONTACT AT ADDRESS

**Topic and detailed topic:** Technical items basic data/ Data collection information

**Variable type:** Annual

**Unit:** Household

**Reference period:** Current

**Mode of collection:** Interviewer

**In use (period):** Yes, since 2008

**Series' differences:** No changes

### VALUES AND FORMAT

- 11 Address/phone contacted
- Address/phone non-contacted:
  - 21 Address/phone non-contacted: not located/not found
  - 22 Address/phone non-contacted: unable to access
  - 23 Address/phone non-contacted: non-existent/non-residential or non-private/unoccupied/not principal residence

### FLAGS

- 1 Filled
- 2 Not applicable (DB110 not equal to 2, 8 or 9)

### DESCRIPTION

This variable needs to be filled in only when DB110 = '2', '8', or '9'. Otherwise, no values are to be given for this variable and it must be flagged '-2' (not applicable).

#### 11 Address contacted/phone should be used when:

- a household has its main residence at the sampled address which can be located and accessed.
- an entire household, or a part of the household (split-off household) has moved to a private household within the country and the new address can be accessed.
- computer-assisted telephone interviewing (CATI) is used, and the phone number is available.

#### 21 Address/phone non-contacted: not located/not found should be recorded when:

- it is not possible to locate the address despite special efforts being made to do so.
- the CATI method is used and the phone number of that household could not be found.

#### 22 Address/phone non-contacted: unable to access should be recorded when:

- it is not possible to access the address due to weather factors (like flooding, etc.) or geographic factors, for example, there may be no access roads. The factor causing the lack of access should not be only temporary.
- the CATI method is used and the number cannot be reached.

#### 23 Address/phone non-contacted: non-existent/non-residential or non-private/unoccupied/not principal residence should be recorded when:

- an address is non-residential if it is used for different purposes than those of a principal residence (business, shop, vacation home, etc.).
- an address does not exist if the building has been demolished.
- an address is unoccupied or empty if nobody is currently living there.
- a CATI interview is used and a phone number does not exist or the phone belongs to a company, shop, hotel, etc.

*For those countries selecting a sample of persons, such as one from a population register, the goal is to contact these people wherever they live. The status 'address does not exist, is non-residential, is unoccupied*

*or is not principal residence' should not be relevant. In the case of death of the selected respondent, the household can be classified as 'address is unoccupied'.*

## DB130: HOUSEHOLD QUESTIONNAIRE RESULT

**Topic and detailed topic:** Technical items Basic data/Data collection information

**Variable type:** Annual

**Unit:** Household

**Reference period:** Current

**Mode of collection:** Interviewer

**In use (period):** Yes, since 2008

**Series' differences:** No changes

### VALUES AND FORMAT

11	Household questionnaire completed
21	Refusal to cooperate
22	Entire household temporarily away for duration of fieldwork
23	Household unable to respond (illness, incapacity...)
24	Other reason

### FLAGS

1	Filled
-1	Missing
-2	Not applicable (DB120 not 11 and DB110 not equal to 1)

### DESCRIPTION

This variable needs to be filled in only when DB120 = 11 or when DB110 = 1. Otherwise, no values are to be given for this variable and it must be flagged '-2' (not applicable). The information is collected for each address contacted if the household questionnaire is completed, refused, entire household is temporary away, household is unable to respond or the questionnaire is not completed for other reasons.

**11 Household questionnaire completed:** A household questionnaire is considered as completed if most of its variables have been filled in.

**21-24 Interview not completed:** In the case of an interview survey, at least three call-backs must be made before a household is considered as being non-responsive (interview not completed), unless there are clear reasons (such as a definite refusal to cooperate, circumstances endangering the safety of the interviewer, etc.) why this household cannot be interviewed.

*The interview has not been completed for some of the following reasons:*

#### **21 Refusal to cooperate**

The household refuses to give information either from the beginning of the interview or having initially agreed to provide the information, refuses to do so at a later date (for any reason).

The interviewers should do their best to get cooperation not only by explaining the survey, but also by calling back again when an appointment is broken.

#### **22 Entire household temporarily away for duration of fieldwork**

An entire household is temporarily away when all its household members are temporarily away and will not return during the period when fieldwork is being carried out in the area.

Before declaring a household as being temporarily away, the interviewer must ensure that all necessary attempts to contact the household have been made (visiting the household at different hours, different days, calling by phone, etc.).

#### **23 Household unable to respond (illness, incapacity, etc.)**

This situation appears when either all household members are unable to respond to the interview or are unable to self-administer the questionnaires due to incapacity, illness etc.

In the case where a one-person household is unable to respond to or self-administer the questionnaire due to incapacity or illness, the interviewer should, if feasible, try to contact someone outside the household who is able to help or provide the information on behalf of the incapacitated person.

The interviewer must only assign the code 'household unable to respond' when the illness or incapacity is not temporary; where the illness or incapacity is temporary, the interviewer should return to the household during the period when fieldwork is being carried out in the area.

**24 Other reasons**

This item refers to any situation that is not referred to above, either because all the household members do not know the language, all of them are illiterate, etc., and nobody outside the household can provide the information.

## DB135: HOUSEHOLD INTERVIEW ACCEPTANCE

**Topic and detailed topic:** Technical items Basic data/Data collection information

**Variable type:** Annual

**Unit:** Household

**Reference period:** Current

**Mode of collection:** Derived

**In use (period):** Yes, since 2008

**Series' differences:** No changes

### VALUES AND FORMAT

1	Interview accepted for database
2	Interview rejected

### FLAGS

1	Filled
-1	Missing
-2	Not applicable (DB130 not equal to 11)

### DESCRIPTION

The interview must be accepted for the database if at least one of the personal interviews is completed.

In those countries for which a selected respondent is chosen for the personal interview, the interview of the selected respondent must be completed.

## HOUSEHOLD DATA (H-FILE)

---





## HB010: YEAR OF THE SURVEY

**Topic and detailed topic:** Technical items / Data collection information

**Variable type:** Annual

**Unit:** Household

**Reference period:** Current

**Mode of collection:** Frame

**In use (period):** Yes, since first year of EU-SILC data collection

**Series' differences:** No changes

### VALUES AND FORMAT

**Format:** Four-digit number, no decimals

### FLAGS

-

### DESCRIPTION

Year in which the survey data collection, or most of the collection, is carried out.



## HB020: COUNTRY OF RESIDENCE

**Topic and detailed topic:** Technical items / Data collection information

**Variable type:** Core Variable/ Annual

**Unit:** Household

**Reference period:** Constant

**Mode of collection:** Frame

**In use (period):** Yes, since first year of EU-SILC data collection

**Series' differences:** Yes. Before 2012, Greece was abbreviated as GR.

Montenegro, North Macedonia, Serbia, Albania and Kosovo added (North Macedonia in 2010, Montenegro and Serbia in 2013, Albania in 2017 and Kosovo in 2018)

### VALUES AND FORMAT

BE	Belgium	NL	Netherlands
BG	Bulgaria	AT	Austria
CZ	Czechia	PL	Poland
DK	Denmark	PT	Portugal
DE	Germany	RO	Romania
EE	Estonia	SI	Slovenia
IE	Ireland	SK	Slovakia
EL	Greece	FI	Finland
ES	Spain	SE	Sweden
FR	France	UK	United Kingdom
HR	Croatia	CH	Switzerland
IT	Italy	IS	Iceland
CY	Cyprus	NO	Norway
LV	Latvia	ME	Montenegro
LT	Lithuania	MK	North Macedonia
LU	Luxembourg	RS	Serbia
HU	Hungary	TR	Turkey
MT	Malta	AL	Albania
		XK	Kosovo

SCL GEO Code<sup>30</sup>

### FLAGS

-

### DESCRIPTION

The country of residence is the country in which the person/household has his/her usual residence.

The list of countries is defined according to the Eurostat Standard Code list (SCL) GEO which is largely based on the International Organization for Standardization (ISO) 3166 country codes (3166-1 alpha-2). The SCL GEO is available here:



[http://ec.europa.eu/eurostat/ramon/nomenclatures/index.cfm?TargetUrl=LST\\_NOM\\_DTL&StrNom=CL\\_GEO&StrLanguageCode=EN&IntPcKey=36879960&StrLayoutCode=HIERARCHIC](http://ec.europa.eu/eurostat/ramon/nomenclatures/index.cfm?TargetUrl=LST_NOM_DTL&StrNom=CL_GEO&StrLanguageCode=EN&IntPcKey=36879960&StrLayoutCode=HIERARCHIC)

Information on the country of residence should be obtained in accordance with the current national boundaries.

To the extent to which all possible participants in a specific social micro data-collection need to be usual residents, and the country of residence of all the reporting units corresponds to the reporting country. Consequently, a reference question is not needed for this variable.

Country of residence with the year and ID, is an important variable used as key to merge different files.



## HB030: HOUSEHOLD ID

**Topic and detailed topic:** Technical items / Identification

**Variable type:** Annual

**Unit:** Household

**Reference period:** Current

**Mode of collection:** Frame, register or interviewer

**In use (period):** Yes, since first year of EU-SILC data collection

**Series' differences:** No changes

### VALUES AND FORMAT

Household ID (HB030) is the same with DB030. This variable is needed as part of the key variables to merge the different files together.

Household number ranges from 1 to 999999 (maximum six digits)

**Household ID** = Household number + split number (two digits)

The split number for the first wave will always take value '00'.

### FLAGS

-

### DESCRIPTION

Every household will receive a household number. This number is the base upon which to construct the Household ID and the Personal ID. It should be a sequential number and should not contain other information. It must NOT contain any information that conflicts with confidentiality rules. This number must be unique for all the years of the survey. This number is used as a key variable for analysis purpose, for sampling, tracking rules and followed up.

**Household ID** = Household number + split number (two digits)

The split number for the first wave will always take value '00'.

In the case of the household remaining entire, it keeps the Household number and Split number from one wave to the next.

In the case of a split-off, the initial household will keep the Household number and Split number from one wave to the next. The other households, i.e. the split-off households will keep the same Household number, but will be assigned the next available unique Split number in sequence.

In the case of a fusion of two sample households, if the new household remains at a previous address, it must retain the Household number and Split number of the household that was at that address in the previous wave. If the new household is at a new address, the Household number and Split number of the household of the sample person who now has the lowest person number in 'the household register' will be retained.



## HB040: DAY OF HOUSEHOLD INTERVIEW

**Topic and detailed topic:** Technical items / Data collection information

**Variable type:** Annual

**Unit:** Household

**Reference period:** Current

**Mode of collection:** Interviewer

**In use (period):** Yes, since 2008 (except in 2014)

**Series' differences:** No changes

### VALUES AND FORMAT

1 - 31                      Day

### FLAGS

1                              Filled  
-1                              Missing

### DESCRIPTION

'Day of household interview' means the day in which the data are collected or the household is interviewed.



## HB050: MONTH OF HOUSEHOLD INTERVIEW

**Topic and detailed topic:** Technical items / Data collection information

**Variable type:** Annual

**Unit:** Household

**Reference period:** Current

**Mode of collection:** Interviewer

**In use (period):** Yes, since first year of EU-SILC data collection

**Series' differences:** No changes

### VALUES AND FORMAT

1 - 12                      Month

### FLAGS

1                              Filled  
-1                             Missing

### DESCRIPTION

'Month of household interview' means the month in which the data are collected or the household is interviewed.



## HB060: YEAR OF HOUSEHOLD INTERVIEW

**Topic and detailed topic:** Technical items / Data collection information

**Variable type:** Annual

**Unit:** Household

**Reference period:** Current

**Mode of collection:** Interviewer

**In use (period):** Yes, since first year of EU-SILC data collection

**Series' differences:** No changes

### VALUES AND FORMAT

Year (*four digits*)

### FLAGS

1 Filled

### DESCRIPTION

'Year of household interview' means the year in which the data is collected or the household is interviewed.

## HB070: PERSON RESPONDING TO THE HOUSEHOLD QUESTIONNAIRE

**Topic and detailed topic:** Technical items / Identification

**Variable type:** Annual

**Unit:** Household

**Reference period:** Current

**Mode of collection:** Interviewer

**In use (period):** Yes, since first year of EU-SILC data collection

**Series' differences:** No changes

### VALUES AND FORMAT

ID number	Personal ID
-----------	-------------

### FLAGS

1	Filled
-1	Missing

### DESCRIPTION

The household respondent is the person from whom household-level information is obtained. Given that the household-level response is going to be attributed to all household members, it is essential that the information be collected from someone who can, in some sense, 'speak for' the household.

For instance, if the 'selected respondent' is the 16-year old son or daughter, this person is highly unlikely to be able to provide good quality information on such issues as mortgage or rent payments, housing costs, income from family and other benefits.

The household respondent will be chosen according to the following priorities:

**Priority (1):** the person responsible for the accommodation

**Priority (2):** a household member aged 16 and over who is the best placed to provide the information.

For the second and following waves, the household respondent will be chosen according to the following list of priority:

**Priority (1):** the household respondent in the last wave

**Priority (2):** a 'sample person' aged 16 and over giving priority to the person responsible for the accommodation or the best placed to provide the information.

**Priority (3):** a 'non-sample person' aged 16 and over





## HB100: NUMBER OF MINUTES TO COMPLETE THE HOUSEHOLD QUESTIONNAIRE

**Topic and detailed topic:** Technical items / Data collection information

**Variable type:** Annual

**Unit:** Household

**Reference period:** Current

**Mode of collection:** Interviewer

**In use (period):** Yes, since first year of EU-SILC data collection

**Series' differences:** No changes

### VALUES AND FORMAT

1-90          Minutes

### FLAGS

1              Filled  
-1             Missing

### DESCRIPTION

The value of this variable refers to the count of minutes required to fill the household interview.

## HB110: HOUSEHOLD TYPE

**Topic and detailed topic:** Person and household characteristics / Household composition - additional specific details

**Variable type:** Core Variable/Annual

**Unit:** Household

**Reference period:** Current

**Mode of collection:** Derived

**In use (period):** New, from 2021

**Series' differences:** No changes

### VALUES AND FORMAT

1	One-person household
2	Lone parent with at least one child aged less than 25
3	Lone parent with all children aged 25 or more
4	Couple without any child(ren)
5	Couple with at least one child aged less than 25
6	Couple with all children aged 25 or more
7	Other type of household

### FLAGS

1	Filled
-1	Missing
-7	Not applicable (HB010 not equal to 2021)

### DESCRIPTION

The household grid (R file variables- RG\_Z#: GRID )provides basic information for constructing this variable. This variable was introduced as part of the list of standardised variables and will be implemented from 2021 onwards. Therefore, in those cases where the grid or the age of children is missing this variable should have the value missing and the flag '-1' should be filled

Household type is defined by a private household composition, where:

- A 'couple' is defined as a pair of individuals considered as partners in terms of their actual living arrangements within the household, regardless of whether the relationship with the partner is legally registered (e.g. marriage or civil union) or a de facto relationship (cohabiting partners).

- The term 'child(ren)' refers to the presence of son(s) or daughter(s) in the household, either natural/adopted or stepson/stepdaughter.

'Natural/adopted son/daughter or stepson/stepdaughter' refers to a natural (biological), adopted or step member of the family (regardless of age or partnership/relationship status) who has usual residence in the household of at least one of the parents.

'Adoption' means taking and treating a biological child of other parents as one's own in so far as provided by the laws of the country where by means of a judicial process the adopted child - whether related or not to the adopter - acquires the rights and status of a biological child born to the adopting parents.

'Stepson/stepdaughter' refers to a situation in which a step-parent treats the child of his/her partner as one's own in so far as provided by the laws of the country, without adopting it;

foster children and children-in-law are not covered by this category.



- A 'lone parent' is a parent not living with a (legal or de facto) partner in the same household who has most of the day-to-day responsibilities in raising the child or children.
- Other type of households are those which do not fall in any of the above categories.

The categories used for the variable 'household type' describing different types of household compositions refer only to one-generation (one-person household; couple without any children) or two-generation (lone parent with children; couple with children) households. Multigenerational households (like those consisting of more than two generations) should be classified as 'other type of household'.

Households with a different composition than one-person household, lone parent with at least one child or couple with or without children are to be classified as 'other type of household'. For example, households with three members where (a) two are a couple and the third is a nephew or (b) two are lone parent and his or her child and the third is the aunt of the lone parent are classified as 'other type of household'. 'Skip-generation households' are also included here.

In the context of the variable 'household type', the 24 (less than 25) year-old threshold needs to be considered for the children members of the household, in order to classify the household in the right category of 'household type'. More specifically, attention needs to be paid to whether there is at least one child aged less than 25 or, alternatively, all children are aged 25 or more. For example, a household of three members where one is a lone parent and the other two are children aged 24 and 26 would be classified in the category 'lone parent with at least one child aged less than 25'.

The concept of 'age in completed years' should be used to determine age of household members.



## HB120: HOUSEHOLD SIZE

**Topic and detailed topic:** Person and household characteristics /Household composition - additional specific details

**Variable type:** Core Variable/Annual

**Unit:** Household

**Reference period:** Current

**Mode of collection:** Derived

**In use (period):** New, from 2021

**Series' differences:** No changes

### VALUES AND FORMAT

1-99 Total number of members of the household

### FLAGS

1 Filled  
-7 Not applicable (HB010 not equal to 2021)

### DESCRIPTION

The household grid will provide basic information for constructing this variable. The variable should take into consideration current situation (moving out and moving in, died, born, etc.). It will count all current household members, RB110: MEMBERSHIP STATUS=1, 2, 3 or 4.

The variable reports on the number of members of a private household.

This variable is introduced as part of the list of standardised variables and will be implemented from 2021 onwards.

When the information is collected during the interview the recommended question should be:

*"How many people usually live in your household? Please include yourself."*

## HB130: INTERVIEW MODE USED (HOUSEHOLD)

**Topic and detailed topic:** Technical items / Interview characteristics

**Variable type:** Annual

**Unit:** Household

**Reference period:** Current

**Mode of collection:** Interviewer

**In use (period):** New, from 2021

**Series' differences:** No changes

### VALUES AND FORMAT

1	Paper assisted personal interview (PAPI)
2	Computer assisted personal interview (CAPI)
3	Computer assisted telephone interview (CATI)
4	Computer assisted web-interview (CAWI)
5	Other

### FLAGS

1	Filled
-1	Missing
-7	Not applicable (HB010 not equal to 2021)

### DESCRIPTION

This variable is standardised variable. It will be implemented from 2021 onwards.

The category concepts describe the interviewing mode (more predominantly) used to collect information from the respondent, whether PAPI, CAPI, CATI, CAWI, or other.

The variable aims to collect the interview mode used for household questionnaire. When some variables are collected from administrative data and the main interview is done using CAPI mode then option '2' Computer assisted personal interview (CAPI) should be recorded.

The variable for personal interview time is included in P file - PB120: minutes to complete the personal questionnaire.

The category 'other' is to be chosen when the interviewing mode used is not covered by the given variable categories, e.g. paper assisted self-administered interview (PASI), or non-web-based computer assisted self-administered interview (CASI). For example, information may have been collected combining interview data with data obtained from registers (i.e. administrative data) or imputed data.

In addition, different interviewing modes may as well be combined (i.e. mixed-mode interview). In such cases, the interviewing mode more predominantly used should be reported. For example, in a situation where a person has been first contacted by phone and some data (main part) has been collected via computer assisted web-interview (CAWI) but the missing data (remaining part) is collected at a later stage via computer assisted personal interview (CAPI), the variable should report on CAWI as the interviewing mode used. Specific rules concerning quality reporting may be provided for each micro-data collection.

When administrative and survey data and/or different interviewing modes are combined, it is recommended to retain the information on the data collection method and on the interviewing mode used at the variable level. This will help assessing impact of the interviewing mode on the survey results.

## HH010: DWELLING TYPE

**Topic and detailed topic:** Living conditions, including material deprivation, housing, living environment, access to services / Main housing characteristics

**Variable type:** First wave/Annual

**Unit:** Household

**Reference period:** Current

**Mode of collection:** Household respondent or registers

**In use (period):** Yes, since first year of EU-SILC data collection

**Series' differences:** No changes

### VALUES AND FORMAT

1	Detached house
2	Semi-detached or terraced house
3	Apartment or flat in a building with less than 10 dwellings
4	Apartment or flat in a building with 10 or more dwellings
5	Some other kind of accommodation

### FLAGS

1	Collected via survey/interview
2	Collected from administrative data
3	Imputed
4	Not possible to establish a source
-1	Missing

### DESCRIPTION

**This variable is standardised variable.**

**Building:** A building is defined as any independent structure containing one or more dwellings, rooms or other spaces, covered by a roof and enclosed within external walls or dividing walls which extend from the foundations to the roof. Thus a building may be a detached dwelling, apartment building, etc.. It is recommended that countries follow the former practice by counting each house in the row house unit as an individual building.

Dwelling is generally defined as a room or suite of rooms and its accessories (e.g. lobbies, corridors) in a permanent building or structurally separated part thereof, which, by the way it has been built, rebuilt or converted, is designed for habitation by one private household. It should have separate access to the street, direct or via a garden or grounds, or to a common space within the building (staircase, passage, gallery, etc.), but it does not necessarily need to have a bathroom or toilet available for the exclusive use of its occupants. Accommodations that are situated in buildings that are for use other than housing (schools,...) and fixed habitation like a hut or a cave are included.

A building with two entrances will be considered as one single building if one can access all apartments from both entrances; otherwise, it will be two separate buildings.

**House:** House means that no internal space or maintenance and other services are normally shared with other dwellings. Sharing of a garden or other exterior areas is not precluded.

**Detached:** Detached means the dwelling has no common walls with another dwelling. If it is a separate building, without any common walls or ceiling with other dwelling is counted as a detached house.

**Semi-detached:** Semi-detached refers to two dwellings sharing at least one wall, and 'terraced' refers to a row of (more than two) joined-up dwellings, we would consider houses in which are more than one dwelling, sharing at least one wall(or ceiling) but have separate entrances.

**Apartments or flats:** Apartments or flats in a building normally share some internal space or maintenance and other services with other units in the building. Apartments or flats in a building normally share some internal space or maintenance and other services with other units in the building. Commonly there is also shared entrance



to the building as such.

**Other kind of accommodation:** Other kinds of accommodation include accommodations that are situated in buildings that are for use other than housing (i.e. schools) and fixed habitations like a hut or a cave.

*This variable is supposed to collect only the first wave households and to be reported annually.*

*In the cases that the household has moved from the previous address this information should also be collected for the households in the new address.*

Please see Annex 8 to see examples of classification of dwelling types.

**Suggested question:**

*How would you describe the main residence that your household lives in?*

## HH021: TENURE STATUS

**Topic and detailed topic:** Living conditions, including material deprivation, housing, living environment, access to services / Main housing characteristics

**Variable type:** Annual

**Unit:** Household

**Reference period:** Current

**Mode of collection:** Household respondent or registers

**In use (period):** Yes, since first year of EU-SILC data collection

**Series' differences:** Yes, 2010 (HH020 was replaced by HH021)

### VALUES AND FORMAT

From 2010 onwards

- |   |                                    |
|---|------------------------------------|
| 1 | Owner without outstanding mortgage |
| 2 | Owner with outstanding mortgage    |
| 3 | Tenant, rent at market price       |
| 4 | Tenant, rent at reduced price      |
| 5 | Tenant, rent free                  |

Before 2010

- |   |   |
|---|---|
| 1 | Owner   |
| 2 | Tenant or subtenant paying rent at prevailing or market rate                  |
| 3 | Accommodation is rented at a reduced rate (lower price than the market price) |
| 4 | accommodation is provided free  |

### FLAGS

- |    |                                    |
|----|------------------------------------|
| 1  | Collected via survey/interview     |
| 2  | Collected from administrative data |
| 3  | Imputed                            |
| 4  | Not possible to establish a source |
| -1 | Missing                            |

### DESCRIPTION

**This variable is standardised variable.** This variable replaces, from the 2010 operation onwards, the variable HH020<sup>31</sup>.

**Ownership:** The owner of the accommodation should be a member of the household. If for instance the accommodation is provided by a relative (such as by parents to their children) who is not a member of the household, then one of the other categories should be selected, depending on whether or not rent is paid by this household. A person is an owner if he/she possesses a title deed independently of whether the house is fully paid or not. A reversionary owner should be considered as the owner. In both variables HH070 and HH021 mortgage is taken into account only when it has been taken for the purpose of purchasing main dwelling.

**Outright owner:** The owner is considered as 'outright owner' when he/she has no mortgage to pay for his/her main dwelling.

<sup>31</sup> An agreement was made at the Living Conditions Working Group meeting in June 2009 that the variable HH020 will be replaced by the variable HH021 with five answer categories. In 2010, the LC WG agreed to suppress HH020 and to keep only HH021 from the 2011 operation onwards.





An owner who has a mortgage only for a second dwelling and/or for repairs, renovation, maintenance, etc. should be treated as 'outright owner'.

**Owner paying mortgage:** An owner is considered as an 'owner paying mortgage' when he/she has to pay a mortgage to buy the main dwelling.

Reference period for those variables should be 'current'. However, if information on mortgage is not available for current situation, income reference period can be used instead ( e.g. by obtaining information from variable "Interest paid on mortgage" (HY100)).

*Owner with outstanding mortgage and owner without outstanding mortgage*

Households of which at least one member is the owner of the housing unit in which the household lives, regardless whether any other member of the household is a tenant of all or part of the housing unit. A person is an owner if he or she possesses a title deed, independently of whether the house is fully paid or not.

If the housing unit is owned by a relative (not living in the household) to one household member (e.g. by a parent to a child living in the household) the household member (e.g. child) does not qualify as an owner.

**Tenant or subtenant paying rent at prevailing or market rate:** Tenant/subtenant, paying rent at prevailing or market rent covers also the situation whereby the rent is wholly covered from housing benefits or other sources, including public, charitable, or private sources. No distinction is made here when the accommodation is directly rented from a 'landlord', or as a subtenant renting from someone who himself is a tenant.

**Accommodation is rented at a reduced rate (lower price than the market price):** The key issue is the distinctiveness of the 'prevailing' and 'reduced-rent' sectors.

In some countries, there is a fairly clear distinction between the market or private sector renters and subsidised or public sector renters. Reduced-rate renters would include those (a) renting social housing, (b) renting at a reduced rate from an employer and (c) those in accommodation where the actual rent is fixed by law. All tenants in this situation would be included in category 4 (Accommodation rented at a reduced rate).

If there is a clear, nationally meaningful distinction between the market or prevailing rent and 'reduced-rent' sectors, along these lines, it should be used to distinguish between categories 3 and 4.

However, there is no clear distinction between a 'prevailing rent' and 'reduced-rent' sector in rental accommodation: there is no (or almost no) market sector in rents, either because virtually every household owns their home, because all tenants live in social housing, all (or most tenancies) are long-term with restrictions on rent increases, or all rents are fixed. If this is the case, the concept of market rent does not have a real empirical meaning in the country: at least in terms of trying to usefully distinguish a group paying market rents from a group that pays rents below that value.

In a situation where there is no clear distinction between a 'prevailing rent' sector and a 'reduced rent' sector, all renters would be classified as 'tenant or subtenant paying rent at prevailing or market rate'.

*Empirical importance of length of tenure is a separate issue*

If the national situation is one where *all* tenants benefit from lower rents based on length of tenancy (or there is no readily distinguishable group that benefits more than another), all renting households (other than those belonging to a clearly distinct 'reduced-rent' sector) should be coded in category 3 (prevailing rent) on the tenure variable, and length of tenure collected as a separate item. If there is a clearly distinct 'reduced-rent' sector this should be coded as category 4 on the tenure variable.

If the national situation is one where only some tenants (in fixed-rent accommodation, for instance) benefit from lower rents based on length of tenancy, these tenants should be coded as category 4 on the tenure variable (reduced rent).

Length of tenancy refers to the length of time the household has been renting the accommodation. It is different from the length of the lease.

Households where at least one member pays partly rent and partly mortgage for the housing unit in which the household lives should be classified under 'owner with outstanding mortgage' if the household member possesses a title deed.



The category 'tenant, rent at market price' applies to households of which at least one member is the tenant or subtenant who pays rent at prevailing or market prices. The category also applies where rent at market price is paid but is partly or wholly reimbursed from housing benefits or other sources, including public, charitable, or private sources.

The category 'tenant, rent at reduced price' covers households living in housing units at a reduced price, i.e. a price is below the market price (but not rent-free), and includes cases where the price reduction is granted

- (a) by law
- (b) as a result of a social housing scheme
- (c) for private reasons
- (d) by an employer

**Accommodation provided rent-free:** 'Accommodation provided rent-free' applies only when there is no rent to be paid, such as when the accommodation comes with the job<sup>26</sup> or is provided rent-free from a private source.

The situation when rent is recovered from housing benefit or other sources is covered in the previous category.

*Note:* Households who pay part rent and part mortgage for their accommodation should be classified as 'owners' if they possess a title deed.

This category covers households living in housing units rent-free, i.e. where no rent is paid, and includes cases where the free rent is granted

- (a) by law
- (b) as a result of a social housing scheme
- (c) for private reasons
- (d) by an employer

The category 'not applicable' covers all private households that do not live in conventional dwellings as defined in Regulation (EC) No 1201/2009<sup>32</sup>.

According to standardised variables the recommended question are:

"Does your household own this housing unit or do you rent it?",

"Do you still have to repay money from an outstanding loan or mortgage for this accommodation?" in case that the household is the owner; or by:

"Does your household rent this housing unit at market price, below market price, or use it free of charge?" in the case that the household is renting the housing unit.

---

<sup>32</sup> <http://eur-lex.europa.eu/legal-content/EN/TXT/?qid=1412688906102&uri=CELEX:32009R1201>

## HH030: NUMBER OF ROOMS AVAILABLE TO THE HOUSEHOLD

**Topic and detailed topic:** Living conditions, including material deprivation, housing, living environment, access to services / Main housing characteristics

**Variable type:** First wave/Annual

**Unit:** Household

**Reference period:** Current

**Mode of collection:** Household respondent or registers

**In use (period):** Yes, since first year of EU-SILC data collection

**Series' differences:** No changes

### VALUES AND FORMAT

1–9.9	Number of rooms
10	10 or more rooms

### FLAGS

1	Collected via survey/interview
2	Collected from administrative data
3	Imputed
4	Not possible to establish a source
-1	Missing

### DESCRIPTION

**Room:** A room is defined as a space of a housing unit of at least four square meters such as bedrooms, dining rooms, living rooms and habitable cellars, attics, kitchens and other separated spaces used or intended for dwelling purposes with a height over two meters and accessible from inside the unit.

Kitchens are only excluded if the space is used only for cooking. A single room used as kitchen-cum-dining room is included as one room in the count of rooms.

The following space of a housing unit does not count as a room: bathroom, toilet, corridor, utility room, lobby and veranda.

A room used solely for business use is excluded, but is included if shared between private and business use.

If the dwelling is shared by more than one household and some rooms are shared with other households (within the same dwelling), the number of shared rooms should be divided by the number of households and the equal share should be added to each household. This variable can consequently be coded with one decimal. In the case of several households sharing a unique room, the variable is coded to '1' (zero is difficultly interpretable).

This variable is supposed to collect only the first wave households and to be reported annually.

In such cases that the household has moved from the previous address this information should also be collected even for the households in the new address.

#### Suggested question:

*How many rooms does your household have altogether in your main residence that is excluding kitchen, bathrooms, toilets, corridors and lobby?*

*(A room is defined as a space of at least four square meter in a housing unit).*



## HH050: ABILITY TO KEEP HOME ADEQUATELY WARM

**Topic and detailed topic:** Living conditions, including material deprivation, housing, living environment, access to services / Material deprivation

**Variable type:** Annual

**Unit:** Household

**Reference period:** Current

**Mode of collection:** Household respondent

**In use (period):** Yes, since first year of EU-SILC data collection

**Series' differences:** No changes

### VALUES AND FORMAT

1	Yes
2	No

### FLAGS

1	Filled
-1	Missing

### DESCRIPTION

This question is about affordability (ability to pay) to keep the home adequately warm, regardless of whether the household actually needs to keep it adequately warm.

Suggested question is:

*Can your household afford to keep its home adequately warm?*



## HH060: CURRENT RENT RELATED TO THE OCCUPIED DWELLING

**Topic and detailed topic:** Living conditions, including material deprivation, housing, living environment, access to services / Housing cost including reduced utility cost

**Variable type:** Annual

**Unit:** Household

**Reference period:** Current

**Mode of collection:** Household respondent or registers

**In use (period):** Yes, since first year of EU-SILC data collection

**Series' differences:** Yes, 2012 (flags revised according new identifier used)

### VALUES AND FORMAT

1 - 999999.99      Rent

### FLAGS

#### From 2021 onwards

- |    |  |
|----|--|
| 1  | Collected via survey/interview             |
| 2  | Collected from administrative data         |
| 3  | Imputed                                    |
| 4  | Not possible to establish a source         |
| -1 | Missing                                    |
| -2 | Not applicable (HH021 not equal to 3 or 4) |

#### From 2012 onwards

- |    |                                     |
|----|-------------------------------------|
| 1  | Filled                              |
| -1 | Missing                             |
| -2 | Not applicable (HH021 not = 3 or 4) |

#### Before 2012

- |    |                                     |
|----|-------------------------------------|
| 1  | Filled                              |
| -1 | Missing                             |
| -2 | Not applicable (HH020 not = 2 or 3) |

### DESCRIPTION

The variable refers to the total monthly rent that is currently paid for the main residence of the household. The rent refers to the monthly amount paid for the use of an unfurnished dwelling. Rentals also include payments for the use of a garage to provide parking in connection with the dwelling.

Other payments which are made at the same time as the rent (such as for electricity, heating etc.), should be excluded. Regular repairs and maintenance and other services related to the dwelling should also be excluded. Only rent related to the principal residence is taken into account.

In cases where part of the rent may be paid through a housing benefit (either paid to the tenant or paid directly to the landlord), the rent paid refers to the total rent payable: that is to the amount paid by the tenant from his or her own income plus the amount paid by housing benefit.

For example, if:

- The owner requires a rent for the dwelling: 700 €
- The household pays the owner (from their own resources): 500 €
- The housing allowances (paid directly to the owner or through the household): 200 € (recorded as a part of appropriate housing allowances variables)

then: HH060 = 700 € (= 500 € + 200€), The amount provided should be in the national currency.

Suggested question:



*What was the total amount your household was due to pay for rent for the main residence in the last month?  
(it should not include payment for any of the following services: electricity, gas, water, oil/solid fuel or heating)  
Please enter the amount in national currency\_\_\_\_\_*

## HH070: TOTAL HOUSING COST

**Topic and detailed topic:** Living conditions, including material deprivation, housing, living environment, access to services / Housing cost including reduced utility cost

**Variable type:** Annual

**Unit:** Household

**Reference period:** Current

**Mode of collection:** Household respondent or registers

**In use (period):** Yes, since first year of EU-SILC data collection

**Series' differences:** Yes, 2007 (revised description)

### VALUES AND FORMAT

0 - 999999.99      Housing cost

### FLAGS

1	Collected via survey/interview
2	Collected from administrative data
3	Imputed
4	Not possible to establish a source
-1	Missing

### DESCRIPTION

The term housing cost refers to monthly costs connected with the household's right to live in the accommodation. The costs of utilities (water, electricity, gas and heating) resulting from the actual use of the accommodation are also included.

Only housing costs that are actually paid are taken into account (regardless of who covers it).

Components that must be included in housing costs:

**Owners:** Mortgage interest payments<sup>33</sup> (net of any tax relief), gross of housing benefits (i.e. housing benefits should not be deducted from the total housing cost), structural insurance, mandatory services and charges (sewage removal, refuse removal, etc.), regular maintenance and repairs<sup>34</sup>, taxes, and the cost of utilities (water, electricity, gas and heating).

**Tenants (at market price):** Rental payments, gross of housing benefits (i.e. housing benefits should not be deducted from the total housing cost), structural insurance (if paid by the tenants), services and charges (sewage removal, refuse removal, etc.) (if paid by the tenants), taxes on dwelling (if applicable), regular maintenance and repairs<sup>26</sup> and the cost of utilities (water, electricity, gas and heating).

**Tenants (at reduced price):** Rental payments, gross of housing benefits (i.e. housing benefits should not be deducted from the total housing cost), structural insurance (if paid by the tenants), services and charges (sewage removal, refuse removal, etc.) (if paid by the tenants), taxes on dwelling (if applicable), regular maintenance and repairs and the cost of utilities (water, electricity, gas and heating).

**Rent free:** gross of housing benefits (i.e. housing benefits should not be deducted from the total housing cost), structural insurance (if paid by the rent-free tenant), services and charges (sewage removal, refuse removal, etc.) (if paid by the rent-free tenant), taxes on dwelling (if applicable), regular maintenance and repairs and the cost of utilities (water, electricity, gas and heating).

For example, in the case of tenants at reduced price, if:

- The household has to pay for the charges (electricity, water, etc.): 300 €

<sup>33</sup> Included only in case of mortgage taken for the purpose of buying the main dwelling

<sup>34</sup> Only the regular maintenance and repairs should be included. According to the COICOP/HBS: 'regular maintenance or repairs of the dwelling are distinguished by two features: first, they are activities that have to be undertaken regularly in order to maintain the dwelling in good working order; second, they do not change the dwelling's performance, capacity or expected service life.'



- The owner requires a rent for the dwelling: 700 €
- The household pays the owner (from their own resources): 500 €
- The housing allowances are paid directly to the owner or through the household: 200 €

then:

HH060 = 700 € (= 500 € + 200 €)

HH070 = 1000 € (= 500 € + 200 € + 300€)

The total housing cost (HH070) should be greater than the current rent related to the occupied dwelling (HH060).

It is necessary to impute a value of housing cost items that are not included in the rent but which are paid, such as the cost of the utilities, sewage removal, structural insurance, etc.

It is necessary to spread over the 12 months of the year, those expenses that are seasonal (for example 'heating') or those for which the payment is different for different months of the year.

If the household manages to pay housing cost through borrowing (from bank, relatives or friends) or even somebody else pays for them, it is considered in the same way as if the household had managed to pay using its own resources the housing costs and should be recorded in HH070 the total value.

If the housing costs are covered by other household, it should be recorded as a cost in HH070 but also as Regular interhousehold cash transfer received in HY080.

Suggested question:

*What is the amount your household pays as a total housing cost per month?*

*(It includes the costs related to rent/mortgage, structural insurance, mandatory services and charges as e.g. the costs of utilities – water, electricity, gas and heating)*

*Please enter the amount in national currency\_\_\_\_\_*





## HH071: MORTGAGE PRINCIPAL REPAYMENT

**Topic and detailed topic:** Living conditions, including material deprivation, housing, living environment, access to services / Housing cost including reduced utility cost

**Variable type:** Annual

**Unit:** Household

**Reference period:** Current

**Mode of collection:** Household respondent

**In use (period):** Yes, since 2010

**Series' differences:** Yes (2012)

### VALUES AND FORMAT

0 No mortgage principal repayment  
1 - 999999.99 Mortgage principal repayment (national currency)

### FLAGS

#### From 2012 onwards

1 Filled  
-1 Missing  
-2 Not applicable (HH021 not equal to 2)

#### Before 2012

1 Filled  
-1 Missing

### DESCRIPTION

The term mortgage principal repayment (net of any tax relief) refers to monthly payments connected with the households' total housing cost.

The same definition applies for including the mortgage or not as for variable HH070. The repayments will be included only when a mortgage is taken for the purpose of buying the main dwelling. Mortgages taken for other purpose than purchasing main dwelling should be excluded.

Mortgage interest payments and other mortgage payments, such as mortgage protection insurance, should be excluded.

Only those amounts that are actually paid have to be taken into account.

The HH071 is relevant only for households who are paying the mortgage for their main dwelling or HH021 equal to '2'.



## HS011: ARREARS ON MORTGAGE OR RENTAL PAYMENTS

**Topic and detailed topic:** Income, consumption and elements of wealth, including debts/ Arrears

**Variable type:** Annual

**Unit:** Household

**Reference period:** Last 12 months

**Mode of collection:** Household respondent

**In use (period):** Yes, since 2008

**Series' differences:** Yes, 2008 (replaces HS010 from 2008 onwards)

### VALUES AND FORMAT

From 2008 onwards

- 1 Yes, once
- 2 Yes, twice or more
- 3 No

Before 2008

- 1 yes
- 2 no

### FLAGS

- 1 Filled
- 1 Missing
- 2 Not applicable (HH021 equal to 1 or 5)

### DESCRIPTION

This variable replaces, from the 2008 operation onwards the variable HS010<sup>35</sup>.

The variable records whether the household has been in arrears in the past 12 months, that is, was unable to pay on time (as scheduled) the rent and/or the mortgage payment for the main dwelling. Only situations when household was unable to cover the costs due to financial difficulties should be recorded. If household was late with payment e.g. as forgot to pay the bill but had required amount of money, it should not be recorded. If the household manages to pay through borrowing (from bank, relatives or friends) it is considered in the same way as if the household had managed to pay using its own resources.

Loans for decoration, maintenance, refurbishment etc. are excluded.

However, loans concerning major repairs or other expenses in relation to the main dwelling which cannot be separated from the loan that was used to purchase or to build the main dwelling, could be included in variable HS011.

Under these circumstances, the focus is put on the risk for the household of losing its main dwelling (being evicted). Any other type of housing loan (e.g. related to the second dwelling), which is not included in the variable HS011, will be included in variable HS031.

Suggested question:

*In the past twelve months, has the household been in arrears, i.e. has been unable to pay on time due to financial*

<sup>35</sup> The Living conditions Working Group agreed during its 2010 meeting to suppress HS010 and to keep only HS011 starting from the 2011 operation.



*difficulties for:*

*(a) rent*

*(b) mortgage repayment for the main dwelling?*

- 1 Yes, once
- 2 Yes, twice or more
- 3 No

## HS021: ARREARS ON UTILITY BILLS

**Topic and detailed topic:** Income, consumption and elements of wealth, including debts/ Arrears

**Variable type:** Annual

**Unit:** Household

**Reference period:** Last 12 months

**Mode of collection:** Household respondent

**In use (period):** Yes, since 2008

**Series' differences:** Yes, 2008 (replaces HS020 from 2008 onwards)

### VALUES AND FORMAT

From 2008 onwards

1	Yes, once
2	Yes, twice or more
3	No

Before 2008

1	yes
2	no

### FLAGS

1	Filled
-1	Missing
-2	Not applicable (no utility bills)

### DESCRIPTION

This variable has replaced the variable HS020<sup>36</sup> from the 2008 operation onwards.

The variable records whether the household has been in arrears in the past 12 months, that is, unable to pay on time (as scheduled) utility bills (heating, electricity, gas, water, etc.) for the main dwelling. The question refers to financial difficulties, therefore, for example, if the household was unable to pay on time once/twice or more as result of lack of money, Only situations when household was unable to cover the costs due to financial difficulties should be recorded. If household was late with payment e.g. as forgot to pay the bill but had required amount of money, it should not be recorded..

Telephone bills should not be considered as utility bills in this item. However, sewage and rubbish bills are taken into account in this item.

If the household manages to pay through borrowing (from bank, relatives or friends), it is considered the same as if the household had managed to pay through its own resources.

If somebody from outside the household pays utility bill, flag -2 should be used<sup>37</sup>.

The amount paid by other household should be recorded as a cost in HH070 but also as Regular interhousehold cash transfer received in HY080.

Suggested question:

*In the past twelve months, has the household been in arrears, i.e. has been unable to pay the utility bills (e.g. heating, electricity, gas, water, waste disposal etc.) of the main dwelling on time due to financial difficulties?*

<sup>36</sup> The Living conditions Working Group agreed during its 2010 meeting to suppress HS020 and to keep only HS021 starting from the 2011 operation.

<sup>37</sup> The Living Condition Working Group meeting on 24-25 October 2017



## HS022: REDUCED UTILITY COSTS

**Topic and detailed topic:** Living conditions, including material deprivation, housing, living environment, access to services / Housing cost including reduced utility costs

**Variable type:** Annual

**Unit:** Household

**Reference period:** Last 12 months

**Mode of collection:** Household respondent or registers

**In use (period):** New, from 2021

**Series' differences:** No changes

### VALUES AND FORMAT

1	Yes
2	No

### FLAGS

1	Collected via survey/interview
2	Collected from administrative data
3	Imputed
4	Not possible to establish a source
-1	Missing
-2	Not applicable (this does not exist in the country)
-7	Not applicable (HB010 not equal to 2021)

### DESCRIPTION

HS022 is introduced from 2021 onwards.

The aim of this variable is to collect information if the household has their utility cost reduced or fully covered by central/local government of NPISHs.

The reduction could be for one item (e.g. electricity) or all of them. Even when household has subsidised one type of utility cost the answer 1 yes should be selected.

If other household covers part of the utility costs it should be not considered in this variable.

Not in all countries exist governmental schemes which reduce or cover the cost of utility bills for some groups of population. When it is not applicable in the country flag -2 should be used.



## HS031: ARREARS ON HIRE PURCHASE INSTALMENTS OR OTHER LOAN PAYMENTS

**Topic and detailed topic:** Income, consumption and elements of wealth, including debts/ Arrears

**Variable type:** Annual

**Unit:** Household

**Reference period:** Last 12 months

**Mode of collection:** Household respondent

**In use (period):** Yes, since 2008

**Series' differences:** Yes, 2008 (replaces HS030 from 2008 onwards)

### VALUES AND FORMAT

From 2008 onwards

- 1 Yes, once
- 2 Yes, twice or more
- 3 No

Before 2008

- 1 yes
- 2 no

### FLAGS

- 1 Filled
- 1 Missing
- 2 Not applicable (no hire purchase instalments and no other loan payments)

### DESCRIPTION

This variable replaces the variable HS030<sup>38</sup> from the 2008 operation onwards.

The variable records whether the household has been in arrears in the past 12 months, that is, unable to pay on time (as scheduled) repayments for hire purchase or other non-housing loans.

**Other loans** include all types of commercial credits, for instance for decoration, maintenance, refurbishment, credit cards/ store cards, catalogue mail order, loans of any kind of for technical equipment (i.e. cars, motorcycles), housing equipment, education loans, holidays (holiday packages plus time-share holidays).

Only situations when household was unable to cover the costs due to financial difficulties should be recorded. If household was late with payment e.g. as forgot to pay the bill but had required amount of money, it should not be recorded.

For further information or required technical details, a bank overdraft and a negative balance at the "end of the month statement" should not, normally, enter into consideration when estimating the arrears status of the household except if not paying has direct consequence for the household situation (fine, disruption of service in case the household does not ensure minimum/full repayment). Mortgage instalments for the main dwelling are excluded.

**Suggested question:** *In the past twelve months, has the household been in arrears on hire purchase instalments or other loan payments (for example, a car loan, consumer bills, bills from day-care, school, health...), i.e. has been unable to pay these on time due to financial difficulties?*

<sup>38</sup> The Living conditions Working Group agreed during its 2010 meeting to suppress HS030 and to keep only HS031 starting from the 2011 operation.

## HS040: CAPACITY TO AFFORD PAYING FOR ONE WEEK ANNUAL HOLIDAY AWAY FROM HOME

**Topic and detailed topic:** Living conditions, including material deprivation, housing, living environment, access to services / Material deprivation

**Variable type:** Annual

**Unit:** Household

**Reference period:** Current

**Mode of collection:** Household respondent

**In use (period):** Yes, since first year of EU-SILC data collection

**Series' differences:** No changes

### VALUES AND FORMAT

1	Yes
2	No

### FLAGS

1	Filled
-1	Missing

### DESCRIPTION

This question focuses mainly on **the affordability** of some aspects of living standards. The wording of the question refers to the affordability and to the actual meaning 'ability to pay' i.e. 'the household has the resources to afford...' regardless of whether the household wants it.

The answer is 'YES' if, according to the household respondent, the whole household can afford to go for a week's annual holiday away from home. If the household can (only) afford holidays by using its 'social network' (friends, etc.) or can afford subsidised holidays (government schemes), or its second dwelling, the answer should be 'YES'. These cases are included in this particular variable because it is not possible to specify the amount that is required for a household to have a week's holiday every year; in many cases, where the household makes use of its second dwelling for holidays or stays with friends, it could still generate cost and also, the case of subsidized holidays is in fact considered as an 'invisible' part of the household's income. Cases where the household cannot go e.g. because of 'shortage of time' are not included (the answer should be 'YES').

If at least one household member cannot afford to go for holidays, the answer should be 'NO' (e.g. in cases where parents can afford to send children to a summer camp but cannot afford to go for a holiday for themselves, or where a grown-up son or daughter can afford a holiday but other household members cannot).

Please note that in such cases where the household contains elderly members or members with health problems who have the resources to afford a week's annual holiday but for other reasons they cannot go or follow the other members of the household, the answer should be 'YES'.

'Whole household' does not mean that the members of the household have to go on holiday all together and at the same time.

If the household finances its holidays through borrowing (from bank, relatives or friends) it is considered in the same way as if the household manages to pay through its own resources.

'One week' means seven days.

Suggested question:

*Can your entire household afford to go for a week's annual holiday, away from home, including stays in a second dwelling or with friends/relatives? [Note for the interviewer: 'Entire household' does not mean that the members of the household have to go on holiday all together and at the same time].*



## HS050: CAPACITY TO AFFORD A MEAL WITH MEAT, CHICKEN, FISH OR VEGETARIAN EQUIVALENT EVERY SECOND DAY

**Topic and detailed topic:** Living conditions, including material deprivation, housing, living environment, access to services / Material deprivation

**Variable type:** Annual

**Unit:** Household

**Reference period:** Current

**Mode of collection:** Household respondent

**In use (period):** Yes, since first year of EU-SILC data collection

**Series' differences:** No changes

### VALUES AND FORMAT

1	Yes
2	No

### FLAGS

1	Filled
-1	Missing

### DESCRIPTION

The variable records whether, according to the household respondent, the household can afford a meal with meat, chicken or fish or equivalent vegetarian every second day, regardless if the household wants it.

If the household manages to pay through borrowing (from bank, relatives or friends) it is considered in the same way as if the household manages to pay through its own resources.

Suggested question:

*Can your household afford a meal with meat, chicken, fish or vegetarian equivalent every second day?*



## HS060: CAPACITY TO FACE UNEXPECTED FINANCIAL EXPENSES

**Topic and detailed topic:** Living conditions, including material deprivation, housing, living environment, access to services / Material deprivation

**Variable type:** Annual

**Unit:** Household

**Reference period:** Current

**Mode of collection:** Household respondent

**In use (period):** Yes, since first year of EU-SILC data collection

**Series' differences:** No changes

### VALUES AND FORMAT

1	Yes
2	No

### FLAGS

1	Filled
-1	Missing

### DESCRIPTION

The variable records whether, according to the household respondent, the household can face itself unexpected financial expenses.

**'Own resources' means:**

- Your household does not ask for financial help from anybody;
- Your account has to be debited within the required period;
- Your situation regarding potential debts is not deteriorated.

You do not pay through own resources if you pay in instalments (or by taking a loan) expenses that you previously used to pay in cash.

**Required expenses:** A required expense could be different across countries but examples are surgery, a funeral, major repairs in the house, replacement of durables like washing machine, car.

For the calculation of the **amount that should be filled** in the questionnaire, the national at-risk-of-poverty threshold has to be used per single consumption unit, which means it has to be used independently of the size and structure of the household. A ratio of 1/12 of the above value is used in the questionnaire. This value can be rounded but the difference between calculated value and rounded value cannot exceed 5% (for example; a calculated value of 136 can be rounded to 140 but not to 150).

The calculation for year 'n' comes from year 'n-2' EU-SILC data. For year 1 and 2, appropriate national data has to be used. A general guideline for interviewers on overdraft and credit cards should be added.

Suggested question:

*Can your household afford an unexpected required expense (amount to be filled) and pay through its own resources? Yes/No*



## HS090: DO YOU HAVE A COMPUTER

**Topic and detailed topic:** Living conditions, including material deprivation, housing, living environment, access to services / Material deprivation

**Variable type:** Annual

**Unit:** Household

**Reference period:** Current

**Mode of collection:** Household respondent

**In use (period):** Yes, since first year of EU-SILC data collection

**Series' differences:** No changes

### VALUES AND FORMAT

- 1 Yes
- 2 No, cannot afford
- 3 No, other reason

### FLAGS

- 1 Filled
- 1 Missing

### DESCRIPTION

The variable records whether the household has a computer or whether the household does not have a computer because it cannot afford it (enforced lack) or for other reasons. 'Enforced lack' implies that the item is something that the household would like to have, but cannot afford.

Possessing the item does not necessarily imply ownership: the item may be rented, leased, provided on loan or shared with other households in (e.g.) a complex apartment and not necessarily owned. If the item is shared between households, the answer is 'YES' if there is adequate/easy access (i.e. household can use the durable whenever it wants) and 'NO' otherwise.

In the case of a computer, the household is considered to possess it if any member possesses it.

A computer includes a portable computer or a desktop computer, but does not include machines dedicated to video games that do not have any broader functionality.

If a computer is provided ONLY for work purposes, this does not count as possessing the item.

Suggested question:

*Does your household have a computer?*

*If you do not have a computer:*

- *Would you like to have it but cannot afford it, or*
- *Do you not have one for other reasons e.g. you do not want it or need it.*

## HS110: DO YOU HAVE A CAR

**Topic and detailed topic:** Living conditions, including material deprivation, housing, living environment, access to services / Material deprivation

**Variable type:** Annual

**Unit:** Household

**Reference period:** Current

**Mode of collection:** Household respondent

**In use (period):** Yes, since first year of EU-SILC data collection

**Series' differences:** No changes

### VALUES AND FORMAT

- |   |                   |
|---|-------------------|
| 1 | Yes               |
| 2 | No, cannot afford |
| 3 | No, other reason  |

### FLAGS

- |    |         |
|----|---------|
| 1  | Filled  |
| -1 | Missing |

### DESCRIPTION

The variable records whether the household has a car or whether the household does not have a car because it cannot afford it (enforced lack) or for other reasons. 'Enforced lack' implies that the item is something that the household would like to have, but cannot afford.

Possessing the item does not necessarily imply ownership: the item may be rented, leased, provided on loan, or shared with other households. If the item is shared between households, the answer is 'YES' if there is adequate/easy access (i.e. household can use the durable whenever it wants) and 'NO' otherwise.

In the case of owning a car, the household is considered to possess it if any member possesses it.

A company car or van which is available to the household for private use counts as possessing the item. A car or van provided ONLY for professional purposes, should not be considered as possessing the item.

Motorcycles are excluded.

Suggested question:

*Does your household have a car/van for private use?*

*If you do not have a car/van:*

*(a) Would you like to have it but cannot afford it, or*

*(b) Do you not have one for other reasons e.g. you do not want it or need it.*



## HS120: ABILITY TO MAKE ENDS MEET

**Topic and detailed topic:** Living conditions, including material deprivation, housing, living environment, access to services / Material deprivation

**Variable type:** Annual

**Unit:** Household

**Reference period:** Current

**Mode of collection:** Household respondent

**In use (period):** Yes, since first year of EU-SILC data collection

**Series' differences:** No changes

### VALUES AND FORMAT

1	With great difficulty
2	With difficulty
3	With some difficulty
4	Fairly easily
5	Easily
6	Very easily

### FLAGS

1	Filled
-1	Missing

### DESCRIPTION

The objective is to assess the respondents' feeling about the level of difficulty experienced by the household in making ends meet.

The respondent's assessment should be based on the household's total income. There should be a reference in the national questionnaires as well as in the interviewers' guidelines that all income sources are to be taken into account (possibly irregular) and that 'more than one household member may contribute to it'. It is however acceptable that this reference is dropped if this question follows other questions on the household's total income and the concept is clear to respondents.

Additionally, in the guidelines for interviewers, it can be specified that income refers to 'net' income i.e. to income after the deduction of tax and social insurance.

As 'making ends meet' does not exist in some languages, it is to be defined as paying usual necessary expenses and should be included both in the national questionnaires and in the guidelines for interviewers.

The usual necessary expenses of the household should include housing related costs but exclude business and farm work costs. This clarification is to be given in the interviewers' guidelines. In order to guarantee the maximum comparability between countries should use the same scale proposed in the given order.

Suggested question:

*A household may have different sources of income and more than one household member may contribute to it. Thinking of your household's total income, is your household able to make ends meet, namely, to pay for its usual necessary expenses?*

## HS150: FINANCIAL BURDEN OF THE REPAYMENT OF DEBTS FROM HIRE PURCHASES OR LOANS

**Topic and detailed topic:** Income, consumption and elements of wealth, including debts/ Arrears

**Variable type:** Annual

**Unit:** Household

**Reference period:** Current

**Mode of collection:** Household respondent

**In use (period):** Yes, since first year of EU-SILC data collection

**Series' differences:** No changes

### VALUES AND FORMAT

- 1 Repayment is a heavy burden
- 2 Repayment is somewhat a burden
- 3 Repayment is not a burden at all

### FLAGS

- 1 Filled
- 1 Missing
- 2 Missing (no repayment of debts)

### DESCRIPTION

The objective is to assess the respondent's feeling about the extent to which the repayment of non-housing related debts are a financial burden to the household. That should be clearly indicated/specified both in the national questionnaires and in the related interviewers' guidelines. 'Non-housing related debts' include any loans for consumer items or services (car, holiday, furniture, durable etc.) and credit card debt.

Mortgage repayments or loans connected with the purchase of the main dwelling are excluded.

Suggested question:

*'Do you or anyone in your household'* should be explicitly mentioned in the questionnaire and the interviewers' explanatory notes.

*Do you or anyone in your household have to repay debts from any credit card, hire purchase or other loans (that is, excluding mortgage repayments or other loans connected with the purchase of main dwelling)?*

*If yes, to what extent is the repayment of such loans a financial burden for your household?*

*Would you say it is:*

- a) A heavy burden;*
- b) Somewhat a burden;*
- c) Not a burden at all*



## HD080: REPLACING WORN-OUT FURNITURE

**Topic and detailed topic:** Person and household characteristics / Material deprivation

**Variable type:** Annual

**Unit:** Household

**Reference period:** Current

**Mode of collection:** Household respondent

**In use (period):** 2013 onwards<sup>39</sup>

**Series' differences:** No changes

### VALUES AND FORMAT

1	Yes
2	No, cannot afford
3	No, other reason

### FLAGS

1	Filled
-1	Missing

### DESCRIPTION

The aim of this variable is to collect information if the household could afford to replace furniture when needed (if they are worn out, damaged, broken or out of use) by new or second-hand furniture, not on the intention to replace them during specified reference period.

Proposed question:

*Could you tell me if your household replaces furniture (bed, sofa/dresser, cupboard) when worn out or damaged?*

<sup>39</sup> Part of additional variables for material deprivation on annex 2013 operation (ESS Agreement of September 2012)



## HI010: CHANGE IN THE HOUSEHOLD INCOME COMPARED TO PREVIOUS YEAR

**Topic and detailed topic:** Income, consumption and elements of wealth, including debts/ Total annual income at household and respondent level

**Variable type:** Annual

**Unit:** Household

**Reference period:** Current

**Mode of collection:** Household respondent

**In use (period):** Part of 2019 ad-hoc module, collected annually from 2021

**Series' differences:** Yes, in 2021 moved to annual

### VALUES AND FORMAT

1	Increased
2	Remained more or less the same
3	Decreased

### FLAGS

1	Filled
-1	Missing
-7	Not applicable (HB010 not equal to 2021)

### DESCRIPTION

The income considered is the net total income of the household. It can be based on respondent's feeling about the change in income.

Suggested question:

*In the past 12 months, how has your total household income changed?*

*1 Increased*

*2 Remained the same*

*3 Decreased*

*Go to HI040 if 1=2*

*Go to HI030 if 1=3*



## HI020: REASON FOR INCREASE IN INCOME

**Topic and detailed topic:** Income, consumption and elements of wealth, including debts/ Total annual income at household and respondent level

**Variable type:** Annual

**Unit:** Household

**Reference period:** Current

**Mode of collection:** Household respondent

**In use (period):** Part of 2019 ad-hoc module, collected annually from 2021

**Series' differences:** Yes, in 2021 moved to annual

### VALUES AND FORMAT

- |   |  |
|---|--|
| 1 | Indexation/re-evaluation of salary   |
| 2 | Increased working time, wage or salary (same job)  |
| 3 | Come back to job market after illness, parenthood, parental leave, child care or to take care of a person with illness or disability |
| 4 | Starting or changed job  |
| 5 | Change in household composition  |
| 6 | Increase in social benefits  |
| 7 | Other  |

### FLAGS

- |    |  |
|----|--|
| 1  | Filled                                   |
| -1 | Missing                                  |
| -2 | Not applicable (HI010 not equal to 1)    |
| -7 | Not applicable (HB010 not equal to 2021) |

### DESCRIPTION

Provided reasons refer to change in the degree of occupation, normal life transitions (came back to job market after parenthood, parental leave), household composition change as well as changes related to indexation or social transfers. If there is more than one reason for increase in household income, respondent should select the main reason. Main reason is the reason which to the greatest extent increased the household income.

Suggested question:

*What was the reason why your household income increased?*

*If there is more than one reason, please choose the most important one:*

- 1 Indexation/ re-evaluation of salary*
- 2 Increased working time/wage or salary (same job)*
- 3 Come back to job market after illness, parenthood, parental leave, child care or to take care of a person with illness or disability*
- 4 Starting or changed job*
- 5 Change in household composition*
- 6 Increase in social benefits*
- 7 Other*

Go to HI040



## HI030: REASON FOR DECREASE IN INCOME

**Topic and detailed topic:** Income, consumption and elements of wealth, including debts/ Total annual income at household and respondent level

**Variable type:** Annual

**Unit:** Household

**Reference period:** Current

**Mode of collection:** Household respondent

**In use (period):** Part of 2019 ad-hoc module, collected annually from 2021

**Series' differences:** Yes, in 2021 moved to annual

### VALUES AND FORMAT

- |   |   |
|---|---|
| 1 | Reduced working time, wage or salary (same job), including self-employment (involuntary)    |
| 2 | Parenthood/ parental leave /child care/ to take care of a person with illness or disability |
| 3 | Changed job   |
| 4 | Lost job/unemployment/ bankruptcy of (own) enterprise                                       |
| 5 | Became unable to work because of illness or disability                                      |
| 6 | Divorce / partnership ended / other change in household composition                         |
| 7 | Retirement  |
| 8 | Cut in social benefits  |
| 9 | Other   |

### FLAGS

- |    |  |
|----|--|
| 1  | Filled                                   |
| -1 | Missing                                  |
| -2 | Not applicable (HI010 not equal to 3)    |
| -7 | Not applicable (HB010 not equal to 2021) |

### DESCRIPTION

Provided reasons refer to change in the degree of occupation, normal life transitions (having children, retirement), household composition change as well as changes related to social transfers. If there is more than one reason for decrease in household income, respondent should select the main reason. Main reason is the reason which to the greatest extent decreased the household income.

Suggested question:

*What was the reason your income decreased?*

*If there is more than one reason, please choose the most important one:*

- 1 Reduced working time/ wage or salary (same job), including self-employment (involuntary)*
- 2 Parenthood/parental leave/child care/to take care of a person with illness or disability*
- 3 Changed job*
- 4 Lost job/unemployment/bankruptcy of (own) enterprise*
- 5 Became unable to work because of illness or disability*
- 6 Divorce/partnership ended /other change to household composition*

*7 Retirement*

*8 Cut in social benefits*

*9 Other*



## HI040: EXPECTATION OF THE HOUSEHOLD INCOME IN THE NEXT 12 MONTHS

**Topic and detailed topic:** Income, consumption and elements of wealth, including debts/ Total annual income at household and respondent level

**Variable type:** Annual

**Unit:** Household

**Reference period:** Current

**Mode of collection:** Household respondent

**In use (period):** Part of 2019 ad-hoc module, collected annually from 2021

**Series' differences:** Yes, in 2021 moved to annual

### VALUES AND FORMAT

- |   |                 |
|---|-----------------|
| 1 | Increase        |
| 2 | Remain the same |
| 3 | Decrease        |

### FLAGS

- |    |  |
|----|--|
| 1  | Filled                                   |
| -1 | Missing                                  |
| -7 | Not applicable (HB010 not equal to 2021) |

### DESCRIPTION

Based on respondent's (subjective) opinion.

Suggested question:

*When you think of the next 12 months, do you expect the household income to:*

- 1. Improve*
- 2. Remain the same*
- 3. Deteriorate*

## HY010: TOTAL HOUSEHOLD GROSS INCOME

**Topic and detailed topic:** Income, consumption and elements of wealth, including debts / Total annual income at household and respondent level

**Variable type:** Annual

**Unit:** Household

**Reference period:** Income reference period

**Mode of collection:** Derived

**In use (period):** Yes, since first year of EU-SILC data collection

**Series' differences:** No changes

### VALUES AND FORMAT

-999999.99 - 999999.99 Income (national currency) without inflation factor

### FLAGS

Type of variable	Flag name	Type and content	Type of information	Values		
Income variable	_F	<i>Two-digit flag: first digit</i>	Most common source or method	1	Collected via survey/interview	
				2	Collected from administrative data	
				3	Deductive/logical imputation (also including top- and bottom-coding)	
				4	Gross/net conversion	
				5	Model-based imputation	
				6	Donor imputation	
				7	Not possible to establish the most common source or method	
		<i>Two-digit flag: second digit</i>	Type of collected value	1	Net of tax on income at source and social contributions	
				2	Net of tax on income at source	
				3	Net of social contributions	
				4	Mix of different nets	
				5	Gross	
				6	Income component(s) not taxed	
	_IF	Imputation factor = collected value / recorded value *100	-999999.99-999999.99			
			.	If problem of dividing by 0 appears		
					7	Mix of net and gross
					8	Unknown
					9	Not applicable (the value was not collected)

### DESCRIPTION

#### Before 2011:

Pensions received from individual private plans (other than those covered under ESSPROS) (PY080G)/ (PY080N) are not included in the total household gross income (HY010).

#### From 2011 onwards:

Pensions received from individual private plans (other than those covered under ESSPROS) (PY080G)/ (PY080N) are treated as a component of property income, and should be included in the total household gross income (HY010).

Inclusion of PY080 in HY010 should be implemented by countries from the 2011 operation onwards.

Total gross household income (HY010) is computed as sum of all gross personal income of all household



members collected in the individual part plus gross income components collected for each household.

**The sum** for all household members of gross personal income components

- Gross employee cash or near cash employee income (PY010G),
- Company car (PY021G),
- Gross cash benefits or losses from self-employment (including royalties) (PY050G),
- Pensions received from individual private plans (other than those covered under ESSPROS) (PY080G),
- Unemployment benefits (PY090G),
- Old-age benefits (PY100G),
- Survivor' benefits (PY110G),
- Sickness benefits (PY120G),
- Disability benefits (PY130G),
- Education-related allowances (PY140G);

**Plus** gross income components at household level

- Income from rental of a property or land (HY040G),
- Family/children-related allowances (HY050G),
- Social exclusion not elsewhere classified (HY060G),
- Housing allowances (HY070G),
- Regular inter-household cash transfers received (HY080G),
- Interests, dividends, profit from capital investments in unincorporated business (HY090G),
- Income received by people aged under 16 (HY110G));

That means:

**HY010** = HY040G + HY050G + HY060G + HY070G + HY080G + HY090G + HY110G + [for all household members] (PY010G + PY021G + PY050G + PY080G + PY090G + PY100G + PY110G + PY120G + PY130G + PY140G).

The non-monetary income components, as well as interest paid on mortgage and employers' social insurance contributions, with the exception of the company car and the pensions received from individual private plans (other than those covered under ESSPROS) are not included in the computation of the aggregated income variables and in the computation of the EU indicators (OMC<sup>40</sup> indicators). However, these components have to be recorded at component level in their respective codes, i.e. PY020G, PY030G, HY170G, HY030G, and HY100G.

### Description of flags

This income source uses two digit flags and missing is not allowed. The main source should be defined as it is explained in the section of the flags.

In case of two digit flags used, the first digit express '*most common source or method*' and the second digit express '*type of collected value*'. The flags for all incomes constructing the HY010 are needed to be defined before the construction of the HY010 flag.

---

<sup>40</sup> Open Method of Coordination on Social Inclusion and Social Protection

## HY020: TOTAL DISPOSABLE HOUSEHOLD INCOME

**Topic and detailed topic:** Income, consumption and elements of wealth, including debts/ Total annual income at household and respondent level

**Variable type:** Annual

**Unit:** Household

**Reference period:** Income reference period

**Mode of collection:** Derived

**In use (period):** Yes, since first year of EU-SILC data collection

**Series' differences:** No changes

### VALUES AND FORMAT

-999999.99 - 999999.99 Income (national currency) without inflation factor

### FLAGS

Type of variable	Flag name	Type and content	Type of information	Values	
Income variable	_F	<i>Two-digit flag: first digit</i>	Most common source or method	1	Collected via survey/interview
				2	Collected from administrative data
				3	Deductive/logical imputation (also including top- and bottom-coding)
				4	Gross/net conversion
				5	Model-based imputation
				6	Donor imputation
				7	Not possible to establish the most common source or method
		<i>Two-digit flag: second digit</i>	Type of collected value	1	Net of tax on income at source and social contributions
				2	Net of tax on income at source
				3	Net of social contributions
				4	Mix of different nets
				5	Gross
				6	Income component(s) not taxed
				7	Mix of net and gross
	_IF	Imputation factor = collected value / recorded value *100		-999999.99-999999.99	
			.	If problem of dividing by 0 appears	

### DESCRIPTION

#### Before 2011:

Pensions received from individual private plans (other than those covered under ESSPROS) (PY080G)/(PY080N) are not included in the total disposable household income (HY020).

#### From 2011 onwards:

Pensions received from individual private plans (other than those covered under ESSPROS) (PY080G)/(PY080N) are treated as a component of property income, and should be included in the total disposable household income (HY020).

Inclusion of PY080 in HY020, HY022 and HY023 should be implemented by countries from the 2011 operation onwards.



**Total disposable household income (HY020)** can be computed as:

**The sum** for all household members of gross personal income components

- Gross employee cash or near cash employee income (PY010G),
- Company car (PY021G),
- Gross cash benefits or losses from self-employment (including royalties) (PY050G),
- Pensions received from individual private plans (other than those covered under ESSPROS) (PY080G),
- Unemployment benefits (PY090G),
- Old-age benefits (PY100G),
- Survivor' benefits (PY110G),
- Sickness benefits (PY120G),
- Disability benefits (PY130G),
- Education-related allowances (PY140G);

**Plus** gross income components at household level

- Income from rental of a property or land (HY040G),
- Family/children related allowances (HY050G),
- Social exclusion not elsewhere classified (HY060G),
- Housing allowances (HY070G),
- Regular inter-household cash transfers received (HY080G),
- Interests, dividends, profit from capital investments in unincorporated business (HY090G),
- Income received by people aged under 16 (HY110G));

**Minus**

- Regular taxes on wealth (HY120G),
- Regular inter-household cash transfer paid (HY130G),
- Tax on income and social insurance contributions (HY140G).

The variable HY140G includes the income taxes paid during the income reference period, the tax adjustments-repayment/receipt received or paid during the income reference period and the social insurance contributions paid during the income reference period.

That means:

$$\text{HY020} = \text{HY010} - \text{HY120G} - \text{HY130G} - \text{HY140G}.$$

The non-monetary income components, as well as interest paid on mortgage and employers' social insurance contributions, with the exception of the company car and the pensions received from individual private plans (other than those covered under ESSPROS) are not included in the computation of the aggregated income variables and in the computation of the EU indicators (OMC<sup>41</sup> indicators). However, these components have to be recorded at component level in their respective codes, i.e. PY020G, PY030G, HY170G, HY030G, and HY100G.

#### Description of flags

This income source uses two digit flags and missing is not allowed. The main source should be defined as it is explained in the flags section.

When two digit flags are used, the first digit expresses the '*most common source or method*' and the second digit expresses the '*type of collected value*'.

Flags of for income variables which are used to construct HY020 need to be filled in order to construct flag for variable HY020.

The imputation factor shows what percentage of a recorded (transmitted) value is collected and what percentage is imputed. The value should be recorded with two decimal places. Negative values are allowed.

<sup>41</sup> Open Method of Coordination on Social Inclusion and Social Protection

## HY022: TOTAL DISPOSABLE HOUSEHOLD INCOME BEFORE SOCIAL TRANSFERS OTHER THAN OLD-AGE AND SURVIVOR'S BENEFITS

**Topic and detailed topic:** Income, consumption and elements of wealth, including debts/ Total annual income at household and respondent level

**Variable type:** Annual

**Unit:** Household

**Reference period:** Income reference period

**Mode of collection:** Derived

**In use (period):** Yes, since first year of EU-SILC data collection

**Series' differences:** No changes

### VALUES AND FORMAT

-999999.99 - 999999.99 Income (national currency) without inflation factor

### FLAGS

Type of variable	Flag name	Flag comp.	Type of information	Values	
Income variable	_F	<i>Two-digit flag: first digit</i>	Most common source or method	1	Collected via survey/interview
				2	Collected from administrative data
				3	Deductive/logical imputation (also including top- and bottom-coding)
				4	Gross/net conversion
				5	Model-based imputation
				6	Donor imputation
				7	Not possible to establish the most common source or method
		<i>Two-digit flag: second digit</i>	Type of collected value	1	Net of tax on income at source and social contributions
				2	Net of tax on income at source
				3	Net of social contributions
				4	Mix of different nets
				5	Gross
				6	Income component(s) not taxed
				7	Mix of net and gross
	8			Unknown	
9	Not applicable (the value was not collected)				
_IF	Imputation factor = collected value / recorded value *100			-999999.99-999999.99	
		.	If problem of dividing by 0 appears		

### DESCRIPTION

Pensions received from individual private plans (other than those covered under ESSPROS) (PY080G)/(PY080N) are treated as a component of property income, and should be included in the total disposable household income (HY020).

Inclusion of PY080 in HY020, HY022 and HY023 should be implemented by countries from the 2011 operation onwards.





**Total disposable household income before social transfers except old-age and survivor' benefits (HY022)** is defined as: The total disposable income (HY020) minus total net transfers, plus old-age benefits (PY100N) and survivors' benefits (PY110N) .

**Total disposable household income before social transfers except old-age and survivor' benefits (HY022)** is defined as:

- The total disposable income (HY020);
- Minus total transfers (PY090N; PY100N; PY110N; PY120N; PY130N; PY140N; HY050N; HY060N and HY070N).
- Plus old age benefits (PY100N) and survivor' benefits (PY110N).

Or as:

- The total disposable income (HY020);

Minus:

- Unemployment benefits (PY090G),
- Sickness benefits (PY120G),
- Disability benefits (PY130G),
- Education-related allowances (PY140G);
- Family/children related allowances (HY050G),
- Social exclusion not classified elsewhere (HY060G),
- Housing allowances (HY070G).

That means:

**HY022** = HY040G + HY080G + HY090G + HY110G – HY120G – HY130G – HY140G + [for all household members](PY010G + PY021G + PY050G + PY080G + PY100G + PY110G)

The non-monetary income components, as well as interest paid on mortgage and employers' social insurance contributions, with the exception of the company car and the pensions received from individual private plans (other than those covered under ESSPROS) are not included in the computation of the aggregated income variables and in the computation of the EU indicators (OMC<sup>42</sup> indicators). However, these components have to be recorded at component level in their respective codes, i.e. PY020G, PY030G, HY170G, HY030G, and HY100G.

### Description of flags

This income source two digit flags and missing is not allowed. The main source should be defined as it is explained in the section of the flags.

In case of two digit flags used, the first digit express '*most common source or method*' and the second digit express '*type of collected value*'.

Flags of for income variables which are used to construct HY022 need to be filled in order to construct flag for variable HY022.

The imputation factor shows what percentage of a recorded (transmitted) value is collected and what percentage is imputed. The value should be recorded with two decimal places. Negative values are allowed.

---

<sup>42</sup> Open Method of Coordination on Social Inclusion and Social Protection

## HY023: TOTAL DISPOSABLE HOUSEHOLD INCOME BEFORE SOCIAL TRANSFERS INCLUDING OLD-AGE AND SURVIVOR'S BENEFITS

**Topic and detailed topic:** Income, consumption and elements of wealth, including debts/ Total annual income at household and respondent level

**Variable type:** Annual

**Unit:** Household

**Reference period:** Income reference period

**Mode of collection:** Derived

**In use (period):** Yes, since first year of EU-SILC data collection

**Series' differences:** No changes

### VALUES AND FORMAT

-999999.99 - 999999.99 Income (national currency) without inflation factor

### FLAGS

Type of variable	Flag name	Flag comp.	Type of information	Values	
Income variable	_F	<i>Two-digit flag: first digit</i>	Most common source or method	1	Collected via survey/interview
				2	Collected from administrative data
				3	Deductive/logical imputation (also including top- and bottom-coding)
				4	Gross/net conversion
				5	Model-based imputation
				6	Donor imputation
				7	Not possible to establish the most common source or method
		<i>Two-digit flag: second digit</i>	Type of collected value	1	Net of tax on income at source and social contributions
				2	Net of tax on income at source
				3	Net of social contributions
				4	Mix of different nets
				5	Gross
				6	Income component(s) not taxed
				7	Mix of net and gross
	8			Unknown	
9	Not applicable (the value was not collected)				
_IF	Imputation factor = collected value / recorded value *100	-999999.99-999999.99	.	If problem of dividing by 0 appears	

### DESCRIPTION

Pensions received from individual private plans (other than those covered under ESSPROS) (PY080G)/(PY080N) are treated as a component of property income, and should be included in the total disposable household income (HY020).

Inclusion of PY080 in HY020, HY022 and HY023 should be implemented by countries from the 2011 operation onwards.

**Total disposable household income before social transfers including old-age and survivor' benefits (HY023)** is defined as: The total disposable income (HY020) minus total net transfers (unemployment benefits



(PY090N); old-age benefits (PY100N); survivors' benefits (PY110N); sickness benefits (PY120N); disability benefits (PY130N); education-related allowances (PY140N); family/children-related allowances (HY050N); social exclusion not elsewhere classified (HY060N) and housing allowances (HY070N).

**Total disposable household income before social transfers including old-age and survivor' benefits (HY023)** is defined as:

The total disposable income (HY020);

Minus total transfers:

- Unemployment benefits (PY090G),
- Old-age benefits (PY100G),
- Survivor' benefits (PY110G),
- Sickness benefits (PY120G),
- Disability benefits (PY130G),
- Education-related allowances (PY140G);
- Family/children related allowances (HY050G),
- Social exclusion not elsewhere classified (HY060G),
- Housing allowances (HY070G).

That means:

**HY023** = HY040G + HY080G + HY090G + HY110G – HY120G – HY130G – HY140G + [for all household members](PY010G + PY021G + PY050G + PY080G)

The non-monetary income components, as well as interest paid on mortgage and employers' social insurance contributions, with the exception of the company car and the pensions received from individual private plans (other than those covered under ESSPROS) are not included in the computation of the aggregated income variables and in the computation of the EU indicators (OMC<sup>43</sup> indicators). However, these components have to be recorded at component level in their respective codes, i.e. PY020G, PY030G, HY170G, HY030G, and HY100G.

#### Description of flags

This income source uses two digit flags and missing is not allowed. The main source should be defined as it is explained in the section of the flags.

When two digit flags are used, the first digit expresses '*most common source or method*' and the second digit expresses '*type of collected value*'.

Flags of for income variables which are used to construct HY023 need to be filled in order to construct flag for variable HY023.

The imputation factor shows what percentage of a recorded (transmitted) value is collected and what percentage is imputed. The value should be recorded with two decimal places. Negative values are allowed.

---

<sup>43</sup> Open Method of Coordination on Social Inclusion and Social Protection

## HY040G/HY040N: INCOME FROM RENTAL OF A PROPERTY OR LAND

**Topic and detailed topic:** Income, consumption and elements of wealth, including debts/ Other incomes, including income from property and capital and inter-household transfers

**Variable type:** Annual

**Unit:** Household

**Reference period:** Income reference period

**Mode of collection:** Household respondent or register

**In use (period):** Yes, since first year of EU-SILC data collection

**Series' differences:** No changes

### VALUES AND FORMAT

1 - 999999.99      Income (national currency)  
0                      No income

### FLAGS

Type of variable	Flag name	Flag comp.	Type of information	Values	
Income variable	_F	<i>Two-digit flag: first digit</i>	Most common source or method	1	Collected via survey/interview
				2	Collected from administrative data
				3	Deductive/logical imputation (also including top- and bottom-coding)
				4	Gross/net conversion
				5	Model-based imputation
				6	Donor imputation
				7	Not possible to establish the most common source or method
		<i>Two-digit flag: second digit</i>	Type of collected value	1	Net of tax on income at source and social contributions
				2	Net of tax on income at source
				3	Net of social contributions
				4	Mix of different nets
				5	Gross
				6	Income component(s) not taxed
		_IF	Imputation factor = collected value / recorded value *100		-999999.99-999999.99
	.			If problem of dividing by 0 appears	

### DESCRIPTION

Gross means that neither taxes nor social contributions have been deducted at source.

#### Property income:

Property income is defined as the income received less expenses accrued, during the income reference period, by the owner of a financial asset or a tangible non-produced asset (land) in return for providing funds to or putting the tangible non-produced asset at the disposal of another institutional unit.

The property income is broken down into:

- Interest, dividends, profits from capital investment in an unincorporated business (HY090G);



- Income from rental of a property or land (HY040G).
- Pensions received from individual private plans (other than those covered under ESSPROS) (PY080).

**Income from rental of a property or land (HY040G):** Income from rental of a property or land refers to the income received, during the income reference period, from renting a property (for example renting a dwelling not included in the profit/loss of unincorporated enterprises, receipts from boarders or lodgers or rent from land) after deducting costs such as mortgage interest repayments, minor repairs, maintenance, insurance and other charges.

The net income series corresponds to the gross income components but the tax at source or the social insurance contributions or both are deducted.

#### **Description of flags**

This income source uses two digit flags and missing is not allowed. The main source should be defined as it is explained in the section of the flags.

When two digit flags are used, the first digit expresses 'most common source or method' and the second digit expresses 'type of collected value'.

The imputation factor shows what percentage of a recorded (transmitted) value is collected and what percentage is imputed. The imputation factor should be a number with two decimal points. It can be a negative value.

Suggested question:

*During last year (income reference period, calendar year, during 2020), did you receive any income from rental of a property or land?*

*If your answer is 'Yes', please write down the total amount \_\_\_\_\_ in national currency.*

## HY050G/HY050N: FAMILY/CHILDREN-RELATED ALLOWANCES

**Topic and detailed topic:** Income, consumption and elements of wealth, including debts/Income from social transfers

**Variable type:** Annual

**Unit:** Household

**Reference period:** Income reference period

**Mode of collection:** Household respondent or register

**In use (period):** Yes, since first year of EU-SILC data collection

**Series' differences:** No changes

### VALUES AND FORMAT

1 - 999999.99                      Income (national currency)  
0    No income

### FLAGS

Type of variable	Flag name	Flag comp.	Type of information	Values	
Income variable	_F	<i>Two-digit flag: first digit</i>	Most common source or method	1	Collected via survey/interview
				2	Collected from administrative data
				3	Deductive/logical imputation (also including top- and bottom-coding)
				4	Gross/net conversion
				5	Model-based imputation
				6	Donor imputation
				7	Not possible to establish the most common source or method
		<i>Two-digit flag: second digit</i>	Type of collected value	1	Net of tax on income at source and social contributions
				2	Net of tax on income at source
				3	Net of social contributions
				4	Mix of different nets
				5	Gross
				6	Income component(s) not taxed
		_IF	Imputation factor = collected value / recorded value *100	7	Mix of net and gross
	8			Unknown	
	9			Not applicable (the value was not collected)	
					-999999.99-999999.99
				.	If problem of dividing by 0 appears

### DESCRIPTION

**Social benefits:** Social benefits<sup>44</sup> are defined as current transfers received during the income reference period<sup>45</sup> by households intended to relieve them from the financial burden of a number of risks or needs, made through collectively-organised schemes, or outside such schemes by government units and non-profit institutions serving



households (NPISHs).

It includes the value of any social contributions and income tax payable on the benefits by the beneficiary to social insurance schemes or to tax authorities.

In order to be included as a social benefit, the transfer must meet one of two criteria:

- Coverage is compulsory (under law, regulation or a collective bargaining agreement) for the group in question;
- It is based on the principle of social solidarity (i.e. if it is an insurance-based pension, the premium and entitlements are not proportional to the individual's exposure to risk of the people protected).

The Social benefits collected at the household level are the following:

- Family/children related allowance (HY050G)/ (HY050N)
- Housing allowances (HY070G)/ (HY070N)
- Social exclusion not elsewhere classified (HY060G)/ (HY060N)

The family/children function refers to benefits that:

- provide financial support to households for bringing up children<sup>46</sup>,
- provide financial assistance to people who support relatives other than children.

**It includes:**

- income maintenance benefit in the event of childbirth: flat-rate or earnings-related payments intended to compensate the parent for loss of earnings due to absence from work in connection with childbirth for the period before and/or after confinement or in connection with adoption,
- birth grant: benefits normally paid as a lump sum or by instalments in case of childbirth or adoption,
- parental leave benefit: benefit paid to either mother or father in the event of interruption of work or reduction of working time in order to bring up a child, normally of a young age,
- family or child allowance: periodical payments to a member of a household with dependent children to help with the costs of raising children,
- alimonies or supports paid by government (central or local) if the spouse for some reason does not pay the alimony/child support. The amount paid by the government should not be recorded in variables HY080 and HY081,
- family and children related tax credits;
- other cash benefits: benefits paid independently of family allowances to support households and help them meet specific costs, such as costs arising from the specific needs of lone-parent families or families with handicapped children. These benefits may be paid periodically or as a lump sum.

**It does not include:**

- payments made by employers to an employee in lieu of wages and salaries through a social insurance scheme when unable to work through maternity leave, where such payment cannot be separately and clearly identified as social benefits (these payments are included under 'Gross cash or near-cash employee income' (PY010G)),
- additional payments made by employers to an employee to supplement the maternity leave pay entitlement from a social insurance schemes, where such payments cannot be separately and clearly identified as social benefits (these payments are included under 'gross cash or near-cash employee income' (PY010G)),
- payments for fostering children, that should be included under PY010.

The net income series corresponds to the gross income components but the tax at source or the social insurance contributions or both are deducted. Flags used are two digit flags and missing is not allowed. The main source should be defined as it is explained in the section of the flags. If HY050 is constructed as part of several components then the main source should be defined based on the value of the share of each source used and then to define the first digit. The second digit will be based on the type of collected value.

### Description of flags

This income source uses two digit flags. The first digit expresses '*most common source or method*' and the second digit expresses '*type of collected value*'.

<sup>46</sup> The benefits received with the salary for bringing up children are included under HY050.



The imputation factor shows what percentage of a recorded (transmitted) value is collected and what percentage is imputed, it can be negative and is expressed as a number with two decimal places.

Suggested question:

*During last year (income reference period) did you receive family - or children - related allowances from the government (central or local)?*

*If your answer is 'Yes', please write down the total amount \_\_\_\_\_ in national currency.*



## HY051G: FAMILY/CHILDREN-RELATED ALLOWANCES [CONTRIBUTORY AND MEANS-TESTED]

**Topic and detailed topic:** Income, consumption and elements of wealth, including debts/Income from social transfers

**Variable type:** Annual

**Unit:** Household

**Reference period:** Income reference period

**Mode of collection:** Household respondent or register– known to the countries

**In use (period):** Yes, since 2014

**Series' differences:** No changes

### VALUES AND FORMAT

1 – 999999.99 Income (national currency)

0 No income

### FLAGS

Type of variable	Flag name	Flag comp.	Type of information	Values	
Income variable	_F	<i>Three-digit flag: first digit</i>	Most common source or method	1	Collected via survey/interview
				2	Collected from administrative data
				3	Deductive/logical imputation (also including top- and bottom-coding)
				4	Gross/net conversion
				5	Model-based imputation
				6	Donor imputation
				7	Not possible to establish the most common source or method
		<i>Three-digit flag: second digit</i>	Type of collected value	1	Net of tax on income at source and social contributions
				2	Net of tax on income at source
				3	Net of social contributions
				4	Mix of different nets
				5	Gross
				6	Income component(s) not taxed
				7	Mix of net and gross
	<i>Three-digit flag: third digit</i>	Variable's content	8	Unknown	
9			Not applicable (the value was not collected)		
		Alternative: One digit flag		1	Filled with only contributory and means-tested components
				2	Filled with mixed components
				-5	This scheme does not exist at national level
	_IF	Imputation factor = collected value / recorded value *100			-999999.99-999999.99
			.	If problem of dividing by 0 appears, if '_F'=-5	

### DESCRIPTION

**Family/children related allowance (HY050G)** were received during income reference period with the condition that coverage is compulsory and with the principle of social solidarity.



The Family/children function refers to benefits that:

- Provide financial support to households for bringing up children (included under HY050);
- Provide financial assistance to people who support relatives other than children

It includes:

- Income maintenance benefit in the event of childbirth: flat-rate or earnings-related payments intended to compensate the parent for loss of earnings due to absence from work in connection with childbirth for the period before and/or after confinement or in connection with adoption;
- Birth grant: benefits normally paid as a lump sum or by instalments in the case of childbirth or adoption;
- Parental leave benefit: benefit paid to either mother or father in the case of interruption of work or reduction of working time in order to bring up a child, normally of a young age;
- Family or child allowance: periodical payments to a member of a household with dependent children to assist with the costs of raising children;
- Alimonies or supports paid by government (central or local) if the spouse for some reason does not pay the alimony/child support. The amount paid by the government should not be recorded in variables HY080 and HY081;
- Other cash benefits: benefits paid independently of family allowances to support households and help them meet specific costs, such as costs arising from the specific needs of lone parent families or families with handicapped children. These benefits may be paid periodically or as a lump-sum.

It excludes:

- Payments made by employers to an employee in lieu of wages and salaries through a social insurance scheme when unable to work through maternity leave where such payment cannot be separately and clearly identified as social benefits (These payments are included under 'gross employee cash or near cash income' (PY010G)).
- Additional payments made by employers to an employee to supplement the maternity leave pay entitlement from a social insurance scheme, where such payments cannot be separately and clearly identified as social benefits (These payments are included under 'gross employee cash or near cash income' (PY010G)).
- payments for fostering children, that should be included under PY010.
- 

The net income series corresponds to the gross income components but the tax at source or the social insurance contributions or both are deducted.

See the detailed description of variables HY050, HY060 and HY070.

The "Contributory" and "Means-tested" definitions are the same as applied in ESSPROS. For further details, see ESSPROS manual<sup>47</sup>.

*Contributory schemes* are social protection schemes that require the payment of contributions, by the protected persons or by other parties on their behalf, in order to secure individual entitlement to benefits. Contributory schemes are sometimes referred to as social insurance schemes. By convention, all non-autonomous schemes that employers run in favor of their employees, former employees and their dependents are classified as contributory schemes.

*Means-tested social benefits* are social benefits which are explicitly or implicitly conditional on the beneficiary's income and/or wealth falling below a specified level.

### Description of flags

HY051 uses one digit and three digit flags only. The three digit flags are used only for disaggregated income variables such as, HY051-054, HY061-064, HY071-074, PY091-094, PY111-114, PY121-124, PY131-134, PY141-144 and PY101-104 (when applicable).

The third digit and the value '1- Filled with only contributory and means-tested components' should be used in case of, for example, HY051.

If a three-digit flag is used, the first and second digit of the flag should be defined in the same way as it is described in the section of the flags and with the same logic as used in the other incomes. The main source

<sup>47</sup> [http://epp.eurostat.ec.europa.eu/portal/page/portal/product\\_details/publication?p\\_product\\_code=KS-RA-12-014](http://epp.eurostat.ec.europa.eu/portal/page/portal/product_details/publication?p_product_code=KS-RA-12-014)



should be based on the share of the value of the main source used. The second digit will be based on the type of collected value. The third-digit is used to mark if the value of variable contains only the kind of components related to the scheme the variable refers to or also other kind of components (in this latter case the flag '2 -Filled with mixed components' is to be used).

The flag one digit '-5' is used when this scheme does not exist at national level.

*The imputation factor shows what percentage of a recorded (transmitted) value is collected and what percentage is imputed. The value should be recorded with two decimal places. Negative values are allowed.*

## HY052G: FAMILY/CHILDREN-RELATED ALLOWANCES [CONTRIBUTORY AND NON-MEANS TESTED]

**Topic and detailed topic:** Income, consumption and elements of wealth, including debts / Income from social transfers

**Variable type:** Annual

**Unit:** Household

**Reference period:** Income reference period

**Mode of collection:** Household respondent or register– known to the countries

**In use (period):** Yes, since 2014

**Series' differences:** No changes

### VALUES AND FORMAT

1 - 999999.99      Income (national currency)  
0                      No income

### FLAGS

Type of variable	Flag name	Flag comp.	Type of information	Values		
Income variable	_F	<i>Three-digit flag: first digit</i>	Most common source or method	1	Collected via survey/interview	
				2	Collected from administrative data	
				3	Deductive/logical imputation (also including top- and bottom-coding)	
				4	Gross/net conversion	
				5	Model-based imputation	
				6	Donor imputation	
				7	Not possible to establish the most common source or method	
		<i>Three-digit flag: second digit</i>	Type of collected value	1	Net of tax on income at source and social contributions	
				2	Net of tax on income at source	
				3	Net of social contributions	
				4	Mix of different nets	
				5	Gross	
				6	Income component(s) not taxed	
				7	Mix of net and gross	
	<i>Three-digit flag: third digit</i>	Variable's content	8	Unknown		
			9	Not applicable (the value was not collected)		
			<i>Three-digit flag: third digit</i>	Variable's content	1	Filled with only contributory and means-tested components
			<i>Three-digit flag: third digit</i>	Variable's content	2	Filled with mixed components
			Alternative: One digit flag		-5	This scheme does not exist at national level
	_IF	Imputation factor = collected value / recorded value *100			-999999.99-999999.99	
			.	If problem of dividing by 0 appears, if '_F'=-5		

### DESCRIPTION

**Family/children related allowance (HY050G)** were received during income reference period with the condition that coverage is compulsory and with the principle of social solidarity.

The Family/children function refers to benefits that:



- Provide financial support to households for bringing up children (included under HY050);
- Provide financial assistance to people who support relatives other than children

It includes:

- Income maintenance benefit in the event of childbirth: flat-rate or earnings-related payments intended to compensate the parent for loss of earnings due to absence from work in connection with childbirth for the period before and/or after confinement or in connection with adoption;
- Birth grant: benefits normally paid as a lump sum or by instalments in the case of childbirth or adoption;
- Parental leave benefit: benefit paid to either mother or father in the case of interruption of work or reduction of working time in order to bring up a child, normally of a young age;
- Family or child allowance: periodical payments to a member of a household with dependent children to assist with the costs of raising children;
- Alimonies or supports paid by government (central or local) if the spouse for some reason does not pay the alimony/child support. The amount paid by the government should not be recorded in variables HY080 and HY081;
- Other cash benefits: benefits paid independently of family allowances to support households and help them meet specific costs, such as costs arising from the specific needs of lone parent families or families with handicapped children. These benefits may be paid periodically or as a lump-sum.

It excludes:

- Payments made by employers to an employee in lieu of wages and salaries through a social insurance scheme when unable to work through maternity leave where such payment cannot be separately and clearly identified as social benefits (These payments are included under 'gross employee cash or near cash income' (PY010G)).
- Additional payments made by employers to an employee to supplement the maternity leave pay entitlement from a social insurance scheme, where such payments cannot be separately and clearly identified as social benefits (These payments are included under 'gross employee cash or near cash income' (PY010G)).
- Payments for fostering children, that should be included under PY010.

The net income series corresponds to the gross income components but the tax at source or the social insurance contributions or both are deducted.

The "Contributory" and "Non-means-tested" definitions are the same as applied in ESSPROS.

*Contributory schemes* are social protection schemes that require the payment of contributions, by the protected persons or by other parties on their behalf, in order to secure individual entitlement to benefits. Contributory schemes are sometimes referred to as social insurance schemes. By convention, all non-autonomous schemes that employers run in favor of their employees, former employees and their dependents are classified as contributory schemes.

*Non-means-tested social benefits* are social benefits which are NOT explicitly or implicitly conditional on the beneficiary's income and/or wealth falling below a specified level.

### **Description of flags**

HY052 uses one digit and three digit flags. The three digit flag is used only for disaggregated income variables such as, HY051-054, HY061-064, HY071-074, PY091-094, PY111-114, PY121-124, PY131-134, PY141-144 and PY101-104 (when applicable).

If a three-digit flag is used, the first and second digit of the flag should be defined in the same way as it is described in the section of the flags and with the same logic as used in the other incomes. The main source should be based on the share of the value of the main source used. The second digit will be based on the type of the collected value. The third-digit is used to mark if the value of variable contains only the kind of components related to the scheme the variable refers to or also other kind of components (in this latter case the flag '2 -Filled with mixed components' is to be used).

The flag one digit '-5' is used when this scheme does not exist at national level.

The imputation factor shows what percentage of a recorded (transmitted) value is collected and what percentage is imputed. The value should be recorded with two decimal places. Negative values are allowed.

## HY053G: FAMILY/CHILDREN-RELATED ALLOWANCES [NON-CONTRIBUTORY AND MEANS-TESTED]

**Topic and detailed topic:** Income, consumption and elements of wealth, including debts/Income from social transfers

**Variable type:** Annual

**Unit:** Household

**Reference period:** Income reference period

**Mode of collection:** Household respondent or register– known to the countries

**In use (period):** Yes, since 2014

**Series' differences:** No changes

### VALUES AND FORMAT

1 - 999999.99      Income (national currency)  
0                      No income

### FLAGS

Type of variable	Flag name	Flag comp.	Type of information	Values	
Income variable	_F	<i>Three-digit flag: first digit</i>	Most common source or method	1	Collected via survey/interview
				2	Collected from administrative data
				3	Deductive/logical imputation (also including top- and bottom-coding)
				4	Gross/net conversion
				5	Model-based imputation
				6	Donor imputation
				7	Not possible to establish the most common source or method
	_F	<i>Three-digit flag: second digit</i>	Type of collected value	1	Net of tax on income at source and social contributions
				2	Net of tax on income at source
				3	Net of social contributions
				4	Mix of different nets
				5	Gross
				6	Income component(s) not taxed
				7	Mix of net and gross
				8	Unknown
_F	<i>Three-digit flag: third digit</i>	Variable's content	1	Filled with only contributory and means-tested components	
			2	Filled with mixed components	
	One digit flag			-5	This scheme does not exist at national level
_IF	Imputation factor = collected value / recorded value *100				-999999.99-999999.99
				.	If problem of dividing by 0 appears, if '_F'=-5

### DESCRIPTION

**Family/children related allowance (HY050G)** were received during income reference period with the condition that coverage is compulsory and with the principle of social solidarity.

The Family/children function refers to benefits that:



- Provide financial support to households for bringing up children (included under HY050);
- Provide financial assistance to people who support relatives other than children

**It includes:**

- Income maintenance benefit in the event of childbirth: flat-rate or earnings-related payments intended to compensate the parent for loss of earnings due to absence from work in connection with childbirth for the period before and/or after confinement or in connection with adoption;
- Birth grant: benefits normally paid as a lump sum or by instalments in the case of childbirth or adoption;
- Parental leave benefit: benefit paid to either mother or father in the case of interruption of work or reduction of working time in order to bring up a child, normally of a young age;
- Family or child allowance: periodical payments to a member of a household with dependent children to assist with the costs of raising children;
- Alimonies or supports paid by government (central or local) if the spouse for some reason does not pay the alimony/child support. The amount paid by the government should not be recorded in variables HY080 and HY081;
- Other cash benefits: benefits paid independently of family allowances to support households and help them meet specific costs, such as costs arising from the specific needs of lone parent families or families with handicapped children. These benefits may be paid periodically or as a lump-sum.

**It excludes:**

- Payments made by employers to an employee in lieu of wages and salaries through a social insurance scheme when unable to work through maternity leave where such payment cannot be separately and clearly identified as social benefits (These payments are included under 'gross employee cash or near cash income' (PY010G)).
- Additional payments made by employers to an employee to supplement the maternity leave pay entitlement from a social insurance scheme, where such payments cannot be separately and clearly identified as social benefits (These payments are included under 'gross employee cash or near cash income' (PY010G)).
- Payments for fostering children, that should be included under PY010.
- 

The net income series corresponds to the gross income components but the tax at source or the social insurance contributions or both are deducted.

The "Non-contributory" and "means-tested" definitions are the same as applied in ESSPROS.

*Non-contributory schemes* are social protection schemes in which eligibility to benefits is not conditional on the payment of contributions by the protected persons or by other parties on their behalf.

*Means-tested social benefits* are social benefits which are explicitly or implicitly conditional on the beneficiary's income and/or wealth falling below a specified level.

**Description of flags**

HY053 uses one digit or three digit flags. The flag three digit is used only for disaggregated income variables such as, HY051-054, HY061-064, HY071-074, PY091-094, PY111-114, PY121-124, PY131-134, PY141-144 and PY101-104 (when applicable).

If a three-digit flag is used, the first and second digit of the flag should be defined in the same way as it is described in the section of the flags and with the same logic as used in the other incomes. The main source should be based on the share of the value of the main source used. The second digit will be based on the type of collected value. The third-digit is used to mark if the value of variable contains only the kind of components related to the scheme the variable refers to or also other kind of components (in this latter case the flag '2 -Filled with mixed components' is to be used).

The flag one digit '-5' is used when this scheme does not exist at national level.

The imputation factor shows what percentage of a recorded (transmitted) value is collected and what percentage is imputed. The value should be recorded with two decimal places. Negative values are allowed.

## HY054G: FAMILY/CHILDREN-RELATED ALLOWANCE [NON-CONTRIBUTORY AND NON-MEANS-TESTED]

**Topic and detailed topic:** Income, consumption and elements of wealth, including debts/Income from social transfers

**Variable type:** Annual

**Unit:** Household

**Reference period:** Income reference period

**Mode of collection:** Household respondent or register– known to the countries

**In use (period):** Yes, since 2014

**Series' differences:** No changes

### VALUES AND FORMAT

1 - 999999.99      Income (national currency)  
0                      No income

### FLAGS

Type of variable	Flag name	Flag comp.	Type of information	Values	
Income variable	_F	<i>Three-digit flag: first digit</i>	Most common source or method	1	Collected via survey/interview
				2	Collected from administrative data
				3	Deductive/logical imputation (also including top- and bottom-coding)
				4	Gross/net conversion
				5	Model-based imputation
				6	Donor imputation
				7	Not possible to establish the most common source or method
		<i>Three-digit flag: second digit</i>	Type of collected value	1	Net of tax on income at source and social contributions
				2	Net of tax on income at source
				3	Net of social contributions
				4	Mix of different nets
				5	Gross
				6	Income component(s) not taxed
				7	Mix of net and gross
	<i>Three-digit flag: third digit</i>	Variable's content	1	Filled with only contributory and means-tested components	
2			Filled with mixed components		
	One digit flag			-5	This scheme does not exist at national level
_IF	Imputation factor = collected value / recorded value *100				-999999.99-999999.99
		.			If problem of dividing by 0 appears, if '_F'=-5

### DESCRIPTION

**Family/children related allowance (HY050G)** were received during income reference period with the condition that coverage is compulsory and with the principle of social solidarity.

The Family/children Function refers to benefits that:





- Provide financial support to households for bringing up children (included under HY050);
- Provide financial assistance to people who support relatives other than children

**It includes:**

- Income maintenance benefit in the event of childbirth: flat-rate or earnings-related payments intended to compensate the parent for loss of earnings due to absence from work in connection with childbirth for the period before and/or after confinement or in connection with adoption;
- Birth grant: benefits normally paid as a lump sum or by instalments in the case of childbirth or adoption;
- Parental leave benefit: benefit paid to either mother or father in the case of interruption of work or reduction of working time in order to bring up a child, normally of a young age;
- Family or child allowance: periodical payments to a member of a household with dependent children to assist with the costs of raising children;
- Alimonies or supports paid by government (central or local) if the spouse for some reason does not pay the alimony/child support. The amount paid by the government should not be recorded in variables HY080 and HY081;
- Other cash benefits: benefits paid independently of family allowances to support households and help them meet specific costs, such as costs arising from the specific needs of lone parent families or families with handicapped children. These benefits may be paid periodically or as a lump-sum.

**It excludes:**

- Payments made by employers to an employee in lieu of wages and salaries through a social insurance scheme when unable to work through maternity leave where such payment cannot be separately and clearly identified as social benefits (These payments are included under 'gross employee cash or near cash income' (PY010G)).
- Additional payments made by employers to an employee to supplement the maternity leave pay entitlement from a social insurance scheme, where such payments cannot be separately and clearly identified as social benefits (These payments are included under 'gross employee cash or near cash income' (PY010G)).
- Payments for fostering children, that should be included under PY010.

The net income series corresponds to the gross income components but the tax at source or the social insurance contributions or both are deducted.

The "Non-contributory" and "non means tested" definitions are the same as applied in ESSPROS.

*Non-contributory schemes* are social protection schemes in which eligibility to benefits is not conditional on the payment of contributions by the protected persons or by other parties on their behalf.

*Non-means-tested social benefits* are social benefits which are NOT explicitly or implicitly conditional on the beneficiary's income and/or wealth falling below a specified level.

**Description of flags**

HY054 uses only one digit or three digit flags. Specifically the flag three digit is used only for disaggregated income variables such as, HY051-054, HY061-064, HY071-074, PY091-094, PY111-114, PY121-124, PY131-134, PY141-144 and PY101-104 (when applicable)..

If a three-digit flag is used, the first and second digit of the flag should be defined in the same way as it is described in the section of the flags and with the same logic as used in the other incomes. The main source should be based on the share of the value of the main source used. The second digit will be based on the type of collected value. The third-digit is used to mark if the value of variable contains only the kind of components related to the scheme the variable refers to or also other kind of components (in this latter case the flag '2 -Filled with mixed components' is to be used).

The flag one digit '-5' is used when this scheme does not exist at national level.

The imputation factor shows what percentage of a recorded (transmitted) value is collected and what percentage is imputed. The value should be recorded with two decimal places. Negative values are allowed.

## HY060G/HY060N: SOCIAL EXCLUSION NOT ELSEWHERE CLASSIFIED

**Topic and detailed topic:** Income, consumption and elements of wealth, including debts/Income from social transfers

**Variable type:** Annual

**Unit:** Household

**Reference period:** Income reference period

**Mode of collection:** Household respondent or registers

**In use (period):** Yes, since first year of EU-SILC data collection

**Series' differences:** No changes

### VALUES AND FORMAT

1 - 999999.99      Income (national currency)  
0                      No income

### FLAGS

Type of variable	Flag name	Flag comp.	Type of information	Values	
Income variable	_F	<i>Two-digit flag: first digit</i>	Most common source or method	1	Collected via survey/interview
				2	Collected from administrative data
				3	Deductive/logical imputation (also including top- and bottom-coding)
				4	Gross/net conversion
				5	Model-based imputation
				6	Donor imputation
				7	Not possible to establish the most common source or method
		<i>Two-digit flag: second digit</i>	Type of collected value	1	Net of tax on income at source and social contributions
				2	Net of tax on income at source
				3	Net of social contributions
				4	Mix of different nets
				5	Gross
				6	Income component(s) not taxed
				7	Mix of net and gross
	_IF	Imputation factor = collected value / recorded value *100	8	Unknown	
			9	Not applicable (the value was not collected)	
				-999999.99-999999.99	
		.	If problem of dividing by 0 appears		

### DESCRIPTION

**Social exclusion not elsewhere classified (HY060G)** were received during income reference period with the condition that coverage is compulsory and with the principle of social solidarity.

Social benefits in the function 'social exclusion not elsewhere classified' refer to the 'socially excluded' or to 'those at risk of social exclusion'. In general, target groups may be identified (among others) as destitute people, migrants, refugees, drug addicts, alcoholics or victims of criminal violence.

**It includes:**

- Income support: periodic payments to people with insufficient resources. Conditions for entitlement may be related not only to the personal resources but also to nationality, residence, age, availability for work



and family status. The benefits may have a limited or an unlimited duration; they may be paid to the individual or to the family and may be provided by central or local government,

- Other cash benefits: support for destitute and vulnerable persons to help alleviate poverty or assist in difficult situations. These benefits may be paid by private non-profit organisations,
- Other benefits nowhere else classified (e.g benefits to compensate for extra fees on climate, compensation for funeral expenses)

**It excludes:**

- Pensions for persons who participated in the National Resistance. These pensions should be classified under 'old age function'. Anyone who is old enough to have been in the resistance must be over 70.

The net income series corresponds to the gross income components but the tax at source or the social insurance contributions or both are deducted.

**Description of flags**

HY060G/HY060N uses two digit flags, where the first digit express '*most common source or method*' and the second digit express '*type of collected value*'. The most common source or method is defined based on the share of the highest value of subcomponents defining this income source, described in the section of the flags.

The imputation factor shows what percentage of a recorded (transmitted) value is collected and what percentage is imputed. The value should be recorded with two decimal places. Negative values are allowed.

## HY061G: SOCIAL EXCLUSION NOT ELSEWHERE CLASSIFIED [CONTRIBUTORY AND MEANS-TESTED]

**Topic and detailed topic:** Income, consumption and elements of wealth, including debts/Income from social transfers

**Variable type:** Annual

**Unit:** Household

**Reference period:** Income reference period

**Mode of collection:** Household respondent or register– known to the countries

**In use (period):** Yes, since 2014

**Series' differences:** No changes

### VALUES AND FORMAT

1 - 999999.99                                      Income (national currency)  
0    No income

### FLAGS

Type of variable	Flag name	Flag comp.	Type of information	Values	
Income variable	_F	<i>Three-digit flag: first digit</i>	Most common source or method	1	Collected via survey/interview
				2	Collected from administrative data
				3	Deductive/logical imputation (also including top- and bottom-coding)
				4	Gross/net conversion
				5	Model-based imputation
				6	Donor imputation
				7	Not possible to establish the most common source or method
		<i>Three-digit flag: second digit</i>	Type of collected value	1	Net of tax on income at source and social contributions
				2	Net of tax on income at source
				3	Net of social contributions
				4	Mix of different nets
				5	Gross
<i>Three-digit flag: third digit</i>	Variable's content	6	Income component(s) not taxed		
		7	Mix of net and gross		
		8	Unknown		
		9	Not applicable (the value was not collected)		
		1	Filled with only contributory and means-tested components		
		2	Filled with mixed components		
		-5	This scheme does not exist at national level		
				-999999.99-999999.99	
_IF	Imputation factor = collected value / recorded value *100		.	If problem of dividing by 0 appears, if '_F'=-5	

### DESCRIPTION

**Social exclusion not elsewhere classified (HY060G)** were received during income reference period with the condition that coverage is compulsory and with the principle of social solidarity.



Social benefits in the function 'social exclusion not elsewhere classified' refer to the 'socially excluded' or to 'those at risk of social exclusion'. In general, target groups may be identified (among others) as destitute people, migrants, refugees, drug addicts, alcoholics or victims of criminal violence.

**It includes:**

- Income support: periodic payments to people with insufficient resources. Conditions for entitlement may be related not only to the personal resources but also to nationality, residence, age, availability for work and family status. The benefits may have a limited or an unlimited duration; they may be paid to the individual or to the family and may be provided by central or local government,
- Other cash benefits: support for destitute and vulnerable persons to help alleviate poverty or assist in difficult situations. These benefits may be paid by private non-profit organisations,
- Other benefits nowhere else classified (e.g benefits to compensate for extra fees on climate, compensation for funeral expenses).

**It excludes:**

- Pensions for persons who participated in the National Resistance. These pensions should be classified under 'old age function'. Anyone who is old enough to have been in the resistance must be over 70.

The net income series corresponds to the gross income components but the tax at source or the social insurance contributions or both are deducted.

The "Contributory" and "Means-tested" definitions are the same as applied in ESSPROS.

*Contributory schemes* are social protection schemes that require the payment of contributions, by the protected persons or by other parties on their behalf, in order to secure individual entitlement to benefits. Contributory schemes are sometimes referred to as social insurance schemes. By convention, all non-autonomous schemes that employers run in favour of their employees, former employees and their dependants are classified as contributory schemes.

*Means-tested social benefits* are social benefits which are explicitly or implicitly conditional on the beneficiary's income and/or wealth falling below a specified level.

## Description of flags

HY061G uses one digit or three digit flags.

If a three-digit flag is used, the first and second digit of the flag should be defined in the same way as it is described in the section of the flags and with the same logic as used in the other incomes. The main source should be based on the share of the value of the main source used. The second digit will be based on the type of collected value. The third-digit is used to mark if the value of variable contains only the kind of components related to the scheme the variable refers to or also other kind of components (in this latter case the flag '2 -Filled with mixed components' is to be used).

The three digit flag is used only for disaggregated income variables.

The third digit and the value '1- Filled with only contributory and means-tested components' should be used in case of, for example, HY061.

The flag has one digit and take the value '-5' when this scheme does not exist at national level.

The imputation factor shows what percentage of a recorded (transmitted) value is collected and what percentage is imputed. The value should be recorded with two decimal places. Negative values are allowed.

## HY062G: SOCIAL EXCLUSION NOT ELSEWHERE CLASSIFIED [CONTRIBUTORY AND NON-MEANS-TESTED]

**Topic and detailed topic:** Income, consumption and elements of wealth, including debts/Income from social transfers

**Variable type:** Annual

**Unit:** Household

**Reference period:** Income reference period

**Mode of collection:** Household respondent or register– known to the countries

**In use (period):** Yes, since 2014

**Series' differences:** No changes

### VALUES AND FORMAT

1 - 999999.99      Income (national currency)  
0                      No income

### FLAGS

Type of variable	Flag name	Flag comp.	Type of information	Values	
Income variable	_F	<i>Three-digit flag: first digit</i>	Most common source or method	1	Collected via survey/interview
				2	Collected from administrative data
				3	Deductive/logical imputation (also including top- and bottom-coding)
				4	Gross/net conversion
				5	Model-based imputation
				6	Donor imputation
				7	Not possible to establish the most common source or method
				1	Net of tax on income at source and social contributions
				2	Net of tax on income at source
	3	Net of social contributions			
	4	Mix of different nets			
	5	Gross			
	6	Income component(s) not taxed			
	7	Mix of net and gross			
	8	Unknown			
9	Not applicable (the value was not collected)				
		<i>Three-digit flag: third digit</i>	Variable's content	1	Filled with only contributory and means-tested components
				2	Filled with mixed components
		Alternative: One digit flag		-5	This scheme does not exist at national level
	_IF	Imputation factor = collected value / recorded value *100		-999999.99-999999.99	
				.	If problem of dividing by 0 appears, if '_F'=-5

### DESCRIPTION

**Social exclusion not elsewhere classified (HY060G)** were received during income reference period with the condition that coverage is compulsory and with the principle of social solidarity.



Social benefits in the function 'social exclusion not elsewhere classified' refer to the 'socially excluded' or to 'those at risk of social exclusion'. In general, target groups may be identified (among others) as destitute people, migrants, refugees, drug addicts, alcoholics or victims of criminal violence.

**It includes:**

- Income support: periodic payments to people with insufficient resources. Conditions for entitlement may be related not only to the personal resources but also to nationality, residence, age, availability for work and family status. The benefits may have a limited or an unlimited duration; they may be paid to the individual or to the family and may be provided by central or local government,
- Other cash benefits: support for destitute and vulnerable persons to help alleviate poverty or assist in difficult situations. These benefits may be paid by private non-profit organisations,
- Other benefits nowhere else classified (e.g benefits to compensate for extra fees on climate, compensation for funeral expenses).

**It excludes:**

- Pensions for persons who participated in the National Resistance. These pensions should be classified under 'old age function'. Anyone who is old enough to have been in the resistance must be over 70.

The net income series corresponds to the gross income components but the tax at source or the social insurance contributions or both are deducted.

The "Contributory" and "Non-means-tested" definitions are the same as applied in ESSPROS.

*Contributory schemes* are social protection schemes that require the payment of contributions, by the protected persons or by other parties on their behalf, in order to secure individual entitlement to benefits. Contributory schemes are sometimes referred to as social insurance schemes. By convention, all non-autonomous schemes that employers run in favour of their employees, former employees and their dependants are classified as contributory schemes.

*Non-means-tested social benefits* are social benefits which are NOT explicitly or implicitly conditional on the beneficiary's income and/or wealth falling below a specified level.

**Description of flags**

HY062G uses one digit or three digit flags.

If a three-digit flag is used, the first and second digit of the flag should be defined in the same way as it is described in the section of the flags and with the same logic as used in the other incomes. The main source should be based on the share of the value of the main source used. The second digit will be based on the type of collected value. The third-digit is used to mark if the value of variable contains only the kind of components related to the scheme the variable refers to or also other kind of components (in this latter case the flag '2 -Filled with mixed components' is to be used).

The three digit flag is used only for disaggregated income variables.

The flag have one digit and take the value '-5' when this scheme does not exist at national level.

The imputation factor shows what percentage of a recorded (transmitted) value is collected and what percentage is imputed. The value should be recorded with two decimal places. Negative values are allowed.

## HY063G: SOCIAL EXCLUSION NOT ELSEWHERE CLASSIFIED [NON-CONTRIBUTORY AND MEANS-TESTED]

**Topic and detailed topic:** Income, consumption and elements of wealth, including debts/Income from social transfers

**Variable type:** Annual

**Unit:** Household

**Reference period:** Income reference period

**Mode of collection:** Household respondent or register– known to the countries

**In use (period):** Yes, since 2014

**Series' differences:** No changes

### VALUES AND FORMAT

1 - 999999.99                      Income (national currency)  
0                                        No income

### FLAGS

Type of variable	Flag name	Flag comp.	Type of information	Values	
Income variable	_F	<i>Three-digit flag: first digit</i>	Most common source or method	1	Collected via survey/interview
				2	Collected from administrative data
				3	Deductive/logical imputation (also including top- and bottom-coding)
				4	Gross/net conversion
				5	Model-based imputation
				6	Donor imputation
				7	Not possible to establish the most common source or method
				1	Net of tax on income at source and social contributions
				2	Net of tax on income at source
	3	Net of social contributions			
	4	Mix of different nets			
	5	Gross			
	6	Income component(s) not taxed			
	7	Mix of net and gross			
	8	Unknown			
9	Not applicable (the value was not collected)				
		<i>Three-digit flag: third digit</i>	Variable's content	1	Filled with only contributory and means-tested components
				2	Filled with mixed components
		Alternative: One digit flag		-5	This scheme does not exist at national level
	_IF	Imputation factor = collected value / recorded value *100		-999999.99-999999.99	
				.	If problem of dividing by 0 appears, if '_F'=-5

### DESCRIPTION

**Social exclusion not elsewhere classified (HY060G)** were received during income reference period with the condition that coverage is compulsory and with the principle of social solidarity.





Social benefits in the function 'social exclusion not elsewhere classified' refer to the 'socially excluded' or to 'those at risk of social exclusion'. In general, target groups may be identified (among others) as destitute people, migrants, refugees, drug addicts, alcoholics or victims of criminal violence.

**It includes:**

- Income support: periodic payments to people with insufficient resources. Conditions for entitlement may be related not only to the personal resources but also to nationality, residence, age, availability for work and family status. The benefits may have a limited or an unlimited duration; they may be paid to the individual or to the family and may be provided by central or local government,
- Other cash benefits: support for destitute and vulnerable persons to help alleviate poverty or assist in difficult situations. These benefits may be paid by private non-profit organisations,
- Other benefits nowhere else classified (e.g benefits to compensate for extra fees on climate, compensation for funeral expenses).

**It excludes:**

- Pensions for persons who participated in the National Resistance. These pensions should be classified under 'old age function'. Anyone who is old enough to have been in the resistance must be over 70.

The net income series corresponds to the gross income components but the tax at source or the social insurance contributions or both are deducted.

The "Non-contributory" and "means-tested" definitions are the same as applied in ESSPROS.

*Non-contributory schemes* are social protection schemes in which eligibility to benefits is not conditional on the payment of contributions by the protected persons or by other parties on their behalf.

*Means-tested social benefits* are social benefits which are explicitly or implicitly conditional on the beneficiary's income and/or wealth falling below a specified level.

**Description of flags**

HY063G uses one digit and three digit flags.

If a three-digit flag is used, the first and second digit of the flag should be defined in the same way as it is described in the section of the flags and with the same logic as used in the other incomes. The main source should be based on the share of the value of the main source used. The second digit will be based on the type of collected value. The third-digit is used to mark if the value of variable contains only the kind of components related to the scheme the variable refers to or also other kind of components (in this latter case the flag '2 -Filled with mixed components' is to be used).

The three digit flag is used only for disaggregated income variables.

The flag has one digit and take the value '-5' when this scheme does not exist at national level.

The imputation factor shows what percentage of a recorded (transmitted) value is collected and what percentage is imputed. The value should be recorded with two decimal places. Negative values are allowed.

## HY064G: SOCIAL EXCLUSION NOT ELSEWHERE CLASSIFIED [NON-CONTRIBUTORY AND NON-MEANS- TESTED]

**Topic and detailed topic:** Income, consumption and elements of wealth, including debts/Income from social transfers

**Variable type:** Annual

**Unit:** Household

**Reference period:** Income reference period

**Mode of collection:** Household respondent or register– known to the countries

**In use (period):** Yes, since 2014

**Series' differences:** No changes

### VALUES AND FORMAT

1 - 999999.99            Income (national currency)

0                            No income

### FLAGS

Type of variable	Flag name	Flag comp.	Type of information	Values	
Income variable	_F	<i>Three-digit flag: first digit</i>	Most common source or method	1	Collected via survey/interview
				2	Collected from administrative data
				3	Deductive/logical imputation (also including top- and bottom-coding)
				4	Gross/net conversion
				5	Model-based imputation
				6	Donor imputation
				7	Not possible to establish the most common source or method
				1	Net of tax on income at source and social contributions
				2	Net of tax on income at source
	3	Net of social contributions			
	4	Mix of different nets			
	5	Gross			
	6	Income component(s) not taxed			
	7	Mix of net and gross			
	8	Unknown			
9	Not applicable (the value was not collected)				
		<i>Three-digit flag: second digit</i>	Type of collected value	1	Filled with only contributory and means-tested components
		<i>Three-digit flag: third digit</i>	Variable's content	2	Filled with mixed components
		One digit flag		-5	This scheme does not exist at national level
	_IF	Imputation factor = collected value / recorded value *100		-999999.99-999999.99	
			.	If problem of dividing by 0 appears, if '_F'=-5	

### DESCRIPTION

**Social exclusion not elsewhere classified (HY060G)** were received during income reference period with the



condition that coverage is compulsory and with the principle of social solidarity.

Social benefits in the function 'social exclusion not elsewhere classified' refer to the 'socially excluded' or to 'those at risk of social exclusion'. In general, target groups may be identified (among others) as destitute people, migrants, refugees, drug addicts, alcoholics or victims of criminal violence.

**It includes:**

- Income support: periodic payments to people with insufficient resources. Conditions for entitlement may be related not only to the personal resources but also to nationality, residence, age, availability for work and family status. The benefits may have a limited or an unlimited duration; they may be paid to the individual or to the family and may be provided by central or local government,
- Other cash benefits: support for destitute and vulnerable persons to help alleviate poverty or assist in difficult situations. These benefits may be paid by private non-profit organisations,
- Other benefits nowhere else classified (e.g. benefits to compensate for extra fees on climate, compensation for funeral expenses)

**It excludes:**

- Pensions for persons who participated in the National Resistance. These pensions should be classified under 'old age function'. Anyone who is old enough to have been in the resistance must be over 70.

The net income series corresponds to the gross income components but the tax at source or the social insurance contributions or both are deducted.

The "Non-contributory" and "non means tested" definitions are the same as applied in ESSPROS.

*Non-contributory schemes* are social protection schemes in which eligibility to benefits is not conditional on the payment of contributions by the protected persons or by other parties on their behalf.

*Non-means-tested social benefits* are social benefits which are NOT explicitly or implicitly conditional on the beneficiary's income and/or wealth falling below a specified level.

**Description of flags**

The flags used for HY064G are the same as HY061-063, one digit or three digit flags.

If a three-digit flag is used, the first and second digit of the flag should be defined in the same way as it is described in the section of the flags and with the same logic as used in the other incomes. The main source should be based on the share of the value of the main source used. The second digit will be based on the type of collected value. The third-digit is used to mark if the value of variable contains only the kind of components related to the scheme the variable refers to or also other kind of components (in this latter case the flag '2 -Filled with mixed components' is to be used).

The three digit flag is used for disaggregated income variables.

The flag have one digit and take the value '-5' when this scheme does not exist at national level.

The imputation factor shows what percentage of a recorded (transmitted) value is collected and what percentage is imputed. The value should be recorded with two decimal places. Negative values are allowed.

## HY070G/HY070N: HOUSING ALLOWANCES

**Topic and detailed topic:** Income, consumption and elements of wealth, including debts/Income from social transfers

**Variable type:** Annual

**Unit:** Household

**Reference period:** Income reference period

**Mode of collection:** Household respondent or register

**In use (period):** Yes, since first year of EU-SILC data collection

**Series' differences:** No changes

### VALUES AND FORMAT

1 - 999999.99      Income (national currency)  
0                      No income

### FLAGS

Type of variable	Flag name	Flag comp.	Type of information	Values		
Income variable	_F	<i>Two-digit flag: first digit</i>	Most common source or method	1	Collected via survey/interview	
				2	Collected from administrative data	
				3	Deductive/logical imputation (also including top- and bottom-coding)	
				4	Gross/net conversion	
				5	Model-based imputation	
				6	Donor imputation	
				7	Not possible to establish the most common source or method	
		<i>Two-digit flag: second digit</i>	Type of collected value	1	Net of tax on income at source and social contributions	
				2	Net of tax on income at source	
				3	Net of social contributions	
				4	Mix of different nets	
				5	Gross	
				6	Income component(s) not taxed	
				7	Mix of net and gross	
	_IF	Imputation factor = collected value / recorded value *100		-999999.99-999999.99		
			.	If problem of dividing by 0 appears		

### DESCRIPTION

**Housing allowances (HY070G)** were received during income reference period with the condition that coverage is compulsory and with the principle of social solidarity.

The housing function refers to interventions by public authorities to help households meet the cost of housing. An essential criterion for defining the scope of a housing allowance is the existence of a qualifying means-test for the benefit.

Allowances to compensate for costs as: rent, gas, electricity, heating, water, utility bills should be classified under housing allowances (HY070).

**It includes:**

— rent benefit: a current means-tested transfer granted by a public authority to tenants, temporarily or on a long-



term basis, to help with rent costs,

— benefit to owner-occupiers: a means-tested transfer by a public authority to owner-occupiers to alleviate their current housing costs: in practice often to help with paying mortgages and/or interest.

**It does not include:**

— social housing policy organised through the fiscal system (i.e. tax benefits),

— all capital transfers (in particular investment grants).

The net income series correspond to the gross income components but the tax at source or the social insurance contributions or both are deducted.

### **Description of flags**

HY070G/HY070N use two digit flags, where the first digit express '*most common source or method*' and the second digit express '*type of collected value*'. The most common source or method is defined based on the share of the highest value of subcomponents defining this income source, described in the section of the flags. The second digit of the flag collects information for the 'type of collected value'.

The imputation factor shows what percentage of a recorded (transmitted) value is collected and what percentage is imputed. The value should be recorded with two decimal places. Negative values are allowed.

## HY071G: HOUSING ALLOWANCES [CONTRIBUTORY AND MEANS-TESTED]

**Topic and detailed topic:** Income, consumption and elements of wealth, including debts/Income from social transfers

**Variable type:** Annual

**Unit:** Household

**Reference period:** Income reference period

**Mode of collection:** Household respondent or register– known to the countries

**In use (period):** Yes, since 2014

**Series' differences:** No changes

### VALUES AND FORMAT

1 - 999999.99      Income (national currency)  
0                      No income

### FLAGS

Type of variable	Flag name	Flag comp.	Type of information	Values	
Income variable	_F	<i>Three-digit flag: first digit</i>	Most common source or method	1	Collected via survey/interview
				2	Collected from administrative data
				3	Deductive/logical imputation (also including top- and bottom-coding)
				4	Gross/net conversion
				5	Model-based imputation
				6	Donor imputation
				7	Not possible to establish the most common source or method
		<i>Three-digit flag: second digit</i>	Type of collected value	1	Net of tax on income at source and social contributions
				2	Net of tax on income at source
				3	Net of social contributions
				4	Mix of different nets
				5	Gross
				6	Income component(s) not taxed
				7	Mix of net and gross
				8	Unknown
				9	Not applicable (the value was not collected)
		<i>Three-digit flag: third digit</i>	Variable's content	1	Filled with only contributory and means-tested components
				2	Filled with mixed components
			One digit flag	-5	This scheme does not exist at national level
_IF	Imputation factor = collected value / recorded value *100		-999999.99-999999.99		
		.	If problem of dividing by 0 appears, if '_F'=-5		

### DESCRIPTION

**Housing allowances (HY070G)** were received during income reference period with the condition that coverage



is compulsory and with the principle of social solidarity.

The Housing Function refers to interventions by public authorities to help households meet the cost of housing. An essential criterion for defining the scope of a Housing allowance is the existence of a qualifying means-test for the benefit.

Allowances to compensate for costs as: rent, gas, electricity, heating, water, utility bills should be classified under housing allowances (HY070).

**It includes:**

- Rent benefit: a current means-tested transfer granted by a public authority to tenants, temporarily or on a long-term basis, to help with rent costs.
- Benefit to owner-occupiers: a means-tested transfer by a public authority to owner-occupiers to alleviate their current housing costs: in practice often help with paying mortgages and/or interest.

**It excludes:**

- Social housing policy organised through the fiscal system (that is, tax benefits).
- All capital transfers (in particular investment grants).

The net income series corresponds to the gross income components but the tax at source or the social insurance contributions or both are deducted.

The "Contributory" and "Means-tested" definitions are the same as applied in ESSPROS.

*Contributory schemes* are social protection schemes that require the payment of contributions, by the protected persons or by other parties on their behalf, in order to secure individual entitlement to benefits. Contributory schemes are sometimes referred to as social insurance schemes. By convention, all non-autonomous schemes that employers run in favour of their employees, former employees and their dependants are classified as contributory schemes.

*Means-tested social benefits* are social benefits which are explicitly or implicitly conditional on the beneficiary's income and/or wealth falling below a specified level.

### **Description of flags**

HY071G uses one digit or three digit flags.

The three digit flag is used only for disaggregated income variables. If a three-digit flag is used, the first and second digit of the flag should be defined in the same way as it is described in the section of the flags and with the same logic as used in the other incomes. The main source should be based on the share of the value of the main source used. The second digit will be based on the type of collected value. The third-digit is used to mark if the value of variable contains only the kind of components related to the scheme the variable refers to or also other kind of components.

The flag have one digit and take the value '-5' when this scheme does not exist at national level.

The imputation factor shows what percentage of a recorded (transmitted) value is collected and what percentage is imputed. The value should be recorded with two decimal places. Negative values are allowed.

## HY072G: HOUSING ALLOWANCES [CONTRIBUTORY AND NON-MEANS-TESTED]

**Topic and detailed topic:** Income, consumption and elements of wealth, including debts/Income from social transfers

**Variable type:** Annual

**Unit:** Household

**Reference period:** Income reference period

**Mode of collection:** Household respondent or register– known to the countries

**In use (period):** Yes, since 2014

**Series' differences:** No changes

### VALUES AND FORMAT

1 - 999999.99      Income (national currency)  
0                      No income

### FLAGS

Type of variable	Flag name	Flag comp.	Type of information	Values				
Income variable	_F	<i>Three-digit flag: first digit</i>	Most common source or method	1	Collected via survey/interview			
				2	Collected from administrative data			
				3	Deductive/logical imputation (also including top- and bottom-coding)			
				4	Gross/net conversion			
				5	Model-based imputation			
				6	Donor imputation			
				7	Not possible to establish the most common source or method			
				_F	<i>Three-digit flag: second digit</i>	Type of collected value	1	Net of tax on income at source and social contributions
							2	Net of tax on income at source
	3	Net of social contributions						
	4	Mix of different nets						
	5	Gross						
	6	Income component(s) not taxed						
	7	Mix of net and gross						
	8	Unknown						
	9	Not applicable (the value was not collected)						
	_F	<i>Three-digit flag: third digit</i>	Variable's content	1	Filled with only contributory and means-tested components			
				2	Filled with mixed components			
		One digit flag		-5	This scheme does not exist at national level			
_IF	Imputation factor = collected value / recorded value *100				-999999.99-999999.99			
		.			If problem of dividing by 0 appears, if '_F'=-5			

### DESCRIPTION

**See the description of Housing allowances (HY070G)** were received during income reference period with the condition that coverage is compulsory and with the principle of social solidarity.

The Housing Function refers to interventions by public authorities to help households meet the cost of housing. An essential criterion for defining the scope of a Housing allowance is the existence of a qualifying means-test





for the benefit.

Allowances to compensate for costs as: rent, gas, electricity, heating, water, utility bills should be classified under housing allowances (HY070).

*It includes:*

- Rent benefit: a current means-tested transfer granted by a public authority to tenants, temporarily or on a long-term basis, to help with rent costs.
- Benefit to owner-occupiers: a means-tested transfer by a public authority to owner-occupiers to alleviate their current housing costs: in practice often help with paying mortgages and/or interest.

*It excludes:*

- Social housing policy organised through the fiscal system (that is, tax benefits).
- All capital transfers (in particular investment grants).

The net income series corresponds to the gross income components but the tax at source or the social insurance contributions or both are deducted.

The "Contributory" and "Non-means-tested" definitions are the same as applied in ESSPROS.

*Contributory schemes* are social protection schemes that require the payment of contributions, by the protected persons or by other parties on their behalf, in order to secure individual entitlement to benefits. Contributory schemes are sometimes referred to as social insurance schemes. By convention, all non-autonomous schemes that employers run in favour of their employees, former employees and their dependants are classified as contributory schemes.

*Non-means-tested social benefits* are social benefits which are NOT explicitly or implicitly conditional on the beneficiary's income and/or wealth falling below a specified level.

#### **Description of flags**

HY072 uses one digit or three digit flags.

The three digit flag is used only for disaggregated income variables. If a three-digit flag is used, the first and second digit of the flag should be defined in the same way as it is described in the section of the flags and with the same logic as used in the other incomes. The main source should be based on the share of the value of the main source used. The second digit will be based on the type of collected value. The third-digit is used to mark if the value of variable contains only the kind of components related to the scheme the variable refers to or also other kind of components (in this latter case the flag '2 -Filled with mixed components' is to be used).

One digit flag (flag '-5') is used when this scheme does not exist at national level.

The imputation factor shows what percentage of a recorded (transmitted) value is collected and what percentage is imputed. The value should be recorded with two decimal places. Negative values are allowed.

## HY073G: HOUSING ALLOWANCES [NON-CONTRIBUTORY AND MEANS-TESTED]

**Topic and detailed topic:** Income, consumption and elements of wealth, including debts/Income from social transfers

**Variable type:** Annual

**Unit:** Household

**Reference period:** Income reference period

**Mode of collection:** Household respondent or register– known to the countries

**In use (period):** Yes, since 2014

**Series' differences:** No changes

### VALUES AND FORMAT

1 - 999999.99      Income (national currency)  
0                      No income

### FLAGS

Type of variable	Flag name	Flag comp.	Type of information	Values	
Income variable	_F	<i>Three-digit flag: first digit</i>	Most common source or method	1	Collected via survey/interview
				2	Collected from administrative data
				3	Deductive/logical imputation (also including top- and bottom-coding)
				4	Gross/net conversion
				5	Model-based imputation
				6	Donor imputation
				7	Not possible to establish the most common source or method
		<i>Three-digit flag: second digit</i>	Type of collected value	1	Net of tax on income at source and social contributions
				2	Net of tax on income at source
				3	Net of social contributions
				4	Mix of different nets
				5	Gross
				6	Income component(s) not taxed
				7	Mix of net and gross
	<i>Three-digit flag: third digit</i>	Variable's content	1	Filled with only contributory and means-tested components	
2			Filled with mixed components		
		One digit flag		-5	This scheme does not exist at national level
_IF	Imputation factor = collected value / recorded value *100			-999999.99-999999.99	
		.			If problem of dividing by 0 appears, if '_F'=-5

### DESCRIPTION

**See the description of Housing allowances (HY070G)** were received during income reference period with the condition that coverage is compulsory and with the principle of social solidarity.

The Housing Function refers to interventions by public authorities to help households meet the cost of housing. An essential criterion for defining the scope of a Housing allowance is the existence of a qualifying means-test



for the benefit.

Allowances to compensate for costs as: rent, gas, electricity, heating, water, utility bills should be classified under housing allowances (HY070).

**It includes:**

- Rent benefit: a current means-tested transfer granted by a public authority to tenants, temporarily or on a long-term basis, to help with rent costs.
- Benefit to owner-occupiers: a means-tested transfer by a public authority to owner-occupiers to alleviate their current housing costs: in practice often help with paying mortgages and/or interest.

**It excludes:**

- Social housing policy organised through the fiscal system (that is, tax benefits).
- All capital transfers (in particular investment grants).

The net income series corresponds to the gross income components but the tax at source or the social insurance contributions or both are deducted.

The "Non-contributory" and "means-tested" definitions are the same as applied in ESSPROS.

*Non-contributory schemes* are social protection schemes in which eligibility to benefits is not conditional on the payment of contributions by the protected persons or by other parties on their behalf.

*Means-tested social benefits* are social benefits which are explicitly or implicitly conditional on the beneficiary's income and/or wealth falling below a specified level.

### **Description of flags**

HY073 is used only one digit or three digit flags.

The three digit flag is used only for disaggregated income variables. If a three-digit flag is used, the first and second digit of the flag should be defined in the same way as it is described in the section of the flags and with the same logic as used in the other incomes. The main source should be based on the share of the value of the main source used. The second digit will be based on the type of collected value. The third-digit is used to mark if the value of variable contains only the kind of components related to the scheme the variable refers to or also other kind of components (in this latter case the flag '2 -Filled with mixed components' is to be used).

The flag one digit as '-5' is used when the scheme does not exist at national level.

The imputation factor shows what percentage of a recorded (transmitted) value is collected and what percentage is imputed. The value should be recorded with two decimal places. Negative values are allowed.

## HY074G: HOUSING ALLOWANCES [NON-CONTRIBUTORY AND NON-MEANS-TESTED]

**Topic and detailed topic:** Income, consumption and elements of wealth, including debts/Income from social transfers

**Variable type:** Annual

**Unit:** Household

**Reference period:** Income reference period

**Mode of collection:** Household respondent or register– known to the countries

**In use (period):** Yes, since 2014

**Series' differences:** No changes

### VALUES AND FORMAT

1 - 999999.99      Income (national currency)  
0                      No income

### FLAGS

Type of variable	Flag name	Flag comp.	Type of information	Values	
Income variable	_F	<i>Three-digit flag: first digit</i>	Most common source or method	1	Collected via survey/interview
				2	Collected from administrative data
				3	Deductive/logical imputation (also including top- and bottom-coding)
				4	Gross/net conversion
				5	Model-based imputation
				6	Donor imputation
				7	Not possible to establish the most common source or method
		<i>Three-digit flag: second digit</i>	Type of collected value	1	Net of tax on income at source and social contributions
				2	Net of tax on income at source
				3	Net of social contributions
				4	Mix of different nets
				5	Gross
				6	Income component(s) not taxed
		<i>Three-digit flag: third digit</i>	Variable's content	1	Filled with only contributory and means-tested components
	2			Filled with mixed components	
9	Not applicable (the value was not collected)				
		One digit flag	-5	This scheme does not exist at national level	
_IF	Imputation factor = collected value / recorded value *100		-999999.99-999999.99		
		.	If problem of dividing by 0 appears, if '_F'=-5		

### DESCRIPTION

**Housing allowances (HY070G)** were received during income reference period with the condition that coverage is compulsory and with the principle of social solidarity.



The Housing Function refers to interventions by public authorities to help households meet the cost of housing. An essential criterion for defining the scope of a Housing allowance is the existence of a qualifying means-test for the benefit.

Allowances to compensate for costs as: rent, gas, electricity, heating, water, utility bills should be classified under housing allowances (HY070).

It includes:

- Rent benefit: a current means-tested transfer granted by a public authority to tenants, temporarily or on a long-term basis, to help with rent costs.
- Benefit to owner-occupiers: a means-tested transfer by a public authority to owner-occupiers to alleviate their current housing costs: in practice often help with paying mortgages and/or interest.

It excludes:

- Social housing policy organised through the fiscal system (that is, tax benefits).
- All capital transfers (in particular investment grants).

The net income series corresponds to the gross income components but the tax at source or the social insurance contributions or both are deducted.

The "Non-contributory" and "non means tested" definitions are the same as applied in ESSPROS.

*Non-contributory schemes* are social protection schemes in which eligibility to benefits is not conditional on the payment of contributions by the protected persons or by other parties on their behalf.

*Non-means-tested social benefits* are social benefits which are NOT explicitly or implicitly conditional on the beneficiary's income and/or wealth falling below a specified level.

### Description of flags

HY074 uses one digit flag or three digit flag.

The three digit flag is used only for disaggregated income variables. If a three-digit flag is used, the first and second digit of the flag should be defined in the same way as it is described in the section of the flags and with the same logic as used in the other incomes. The main source should be based on the share of the value of the main source used. The second digit will be based on the type of collected value. The third-digit is used to mark if the value of variable contains only the kind of components related to the scheme the variable refers to or also other kind of components (in this latter case the flag '2 -Filled with mixed components' is to be used).

Alternatively, one-digit flag as '-5' is used in cases when the scheme does not exist at national level.

The imputation factor shows what percentage of a recorded (transmitted) value is collected and what percentage is imputed. The value should be recorded with two decimal places. Negative values are allowed.

## HY080G/HY080N: REGULAR INTER-HOUSEHOLD CASH TRANSFER RECEIVED

**Topic and detailed topic:** Income, consumption and elements of wealth, including debts/ Other incomes, including income from property and capital and inter-household transfers

**Variable type:** Annual

**Unit:** Household

**Reference period:** Income reference period

**Mode of collection:** Household respondent or register

**In use (period):** Yes, since first year of EU-SILC data collection

**Series' differences:** No changes

### VALUES AND FORMAT

1 - 999999.99      Income (national currency)  
0                      No income

### FLAGS

Type of variable	Flag name	Flag comp.	Type of information	Values	
Income variable	_F	<i>Two-digit flag: first digit</i>	Most common source or method	1	Collected via survey/interview
				2	Collected from administrative data
				3	Deductive/logical imputation (also including top- and bottom-coding)
				4	Gross/net conversion
				5	Model-based imputation
				6	Donor imputation
				7	Not possible to establish the most common source or method
		<i>Two-digit flag: second digit</i>	Type of collected value	1	Net of tax on income at source and social contributions
				2	Net of tax on income at source
				3	Net of social contributions
				4	Mix of different nets
				5	Gross
				6	Income component(s) not taxed
				7	Mix of net and gross
	_IF	Imputation factor = collected value / recorded value *100	8	Unknown	
			9	Not applicable (the value was not collected)	
			-999999.99-999999.99		
			.	If problem of dividing by 0 appears	

### DESCRIPTION

This item is classified under current transfer received. Inclusion of PY080 in HY020, HY022 and HY023 should be implemented by countries from the 2011 operation onwards.

**Regular inter-household cash transfers** received refer to regular monetary amounts received, during the income reference period, from other households or persons.



Inter-household transfers should be:

- Regular, i.e. transfer receipts must be to some extent be anticipated or relied on;
- Current, i.e. available for consumption during the income reference period.

Regular can correspond to two different timescales:

- It could be an annual amount received every year or over several years; or
- It could be periodic receipts (e.g. monthly) over a short period embedded in the income reference period (e.g. a semester).

The definition of regular does not refer to precise timing and does not require strong periodicity.

Regular inter-household cash transfers received should refer to regular payment received, even if once a year, available to finance (regular) consumption expenditure.

**It includes:**

- compulsory alimony and child support,
- voluntary alimony and child support received on a regular basis,
- regular cash support from persons other than household members: For example, the transfers received from parents in case the child is studying away from the household and is not a household member of parents household should be included here. This case refers to the case when child has its' own income and is independent.
- regular cash support from households in other countries,

Specifically this variable includes even other forms of inter-households transfers that don't go as a cash flow but substitute different payments done on behalf of respective household (eg. regular non-cash support from other households (children, relatives, owner etc.) coming in form of paying household monthly bills).

**It does not include:**

- Free or subsidised housing provided by another household;
- Inheritances and other capital transfers, i.e. transfers received from other households which the household does not consider as being wholly available for consumption within the income reference period;
- Gifts and other large, one-time and unexpected cash flows, such as "lump sums" to buy a car, a house, or to be saved for long-term consumption (more than one year ahead);
- Alimonies or supports paid by government (central or local) if the spouse for some reason does not pay the alimony/child support. The amount paid by the government should be recorded in the family allowances (variable HY050).

The inter-household transfers should be measured using the following standard approach: to separate data collection of alimonies from other transfers (cash support from relatives, cash support from the rest of the world).

The variable HY080G/HY080N collects the sum of both components. The variable HY081G/HY081N collects only alimonies ().

### **Description of flags**

HY080 uses two digit flags.

Two digit flags: The first digit of the flag collects information for 'most common source or method' used, the second digit of the flag collects information for the 'type of collected value'.

The imputation factor shows what percentage of a recorded (transmitted) value is collected and what percentage is imputed. The value should be recorded with two decimal places. Negative values are allowed.

Suggested question:

*In 2020 (last year, income reference period), did your household regularly receive money from people outside of your household?*



*(it includes compulsory/voluntary alimony and child support as well as regular cash support from other households, It excludes gifts and other large, one-time and unexpected cash flows, such as “lump sum” to buy a car, a house, ...or to be saved for long-term consumption (more than one year ahead)).*

*If your answer is ‘Yes’, please write down the total amount \_\_\_\_\_ in national currency.*



## HY081G/HY081N: ALIMONIES RECEIVED [COMPULSORY + VOLUNTARY]

**Topic and detailed topic:** Income, consumption and elements of wealth, including debts/ Other incomes, including income from property and capital and inter-household transfers

**Variable type:** Annual

**Unit:** Household

**Reference period:** Income reference period

**Mode of collection:** Household respondent or register

**In use (period):** Yes, since 2007

**Series' differences:** No changes

### VALUES AND FORMAT

1 - 999999.99      Income (national currency)  
0                      No income

### FLAGS

Type of variable	Flag name	Flag comp.	Type of information	Values	
Income variable	_F	<i>Two-digit flag: first digit</i>	Most common source or method	1	Collected via survey/interview
				2	Collected from administrative data
				3	Deductive/logical imputation (also including top- and bottom-coding)
				4	Gross/net conversion
				5	Model-based imputation
				6	Donor imputation
				7	Not possible to establish the most common source or method
	_F	<i>Two-digit flag: second digit</i>	Type of collected value	1	Net of tax on income at source and social contributions
				2	Net of tax on income at source
				3	Net of social contributions
				4	Mix of different nets
				5	Gross
				6	Income component(s) not taxed
				7	Mix of net and gross
				8	Unknown
			9	Not applicable (the value was not collected)	
	Alternative: One digit		-4	Amount included in another income component	
_IF	Imputation factor = collected value / recorded value *100			-999999.99-999999.99	
		.	If problem of dividing by 0 appears, if '_F' =-4		

### DESCRIPTION

This item is classified under current transfer received.

**Alimonies** received refer to regular monetary amounts received, during the income reference period, from other households or persons. They should refer to regular payment received, even if once a year, available to finance



(regular) consumption expenditure.

Alimonies transfers should be:

- Regular, i.e. transfer receipts must be to some extent be anticipated or relied on;
- Current, i.e. available for consumption during the income reference period.

Regular can correspond to two different timescales:

- It could be an annual amount received every year or over several years; or
- It could be periodic receipts (e.g. monthly) over a short period embedded in the income reference period (e.g. a semester).

The definition of regular does not refer to precise timing and does not require strong periodicity.

- Alimonies concern receipts for children and former spouse/husband which can be national or come from abroad.

**Alimonies include:**

- Compulsory alimony and child support;
- Voluntary alimony and child support received on a regular basis;

**Alimonies exclude:**

- Regular cash support (other than alimonies) from persons other than household members;
- Regular cash support (other than alimonies) from households in other countries;
- Free or subsidised housing provided by another household;
- Inheritances and other capital transfers, i.e. transfers received from other households which the household does not consider as being wholly available for consumption within the income reference period;
- Gifts and other large, one-time and unexpected cash flows, like “lump sums” to buy a car, a house, or to be saved for long term consumption (more than one year ahead);
- Alimonies or supports paid by government (central or local) if the spouse for some reason does not pay the alimony/child support. The amount paid by the government should be recorded in the family allowances (variable HY050).

**By construction HY080G>= HY081G**

### Description of flags

This income source uses one or two digit flags.

One digit flag ‘-4’: Amount included in another income component, could not be recorded separately from this component or is not collected at all separately.

In case of two digit flags used, the first digit of the flag collects information for ‘most common source or method’ used, the second digit of the flag collects information for the ‘type of collected value’. This income source does not have three digit and one digit flag. In such cases when one does not have alimonies received than the value should be ‘0’.

The imputation factor shows what percentage of a recorded (transmitted) value is collected and what percentage is imputed. The value should be recorded with two decimal places. Negative values are allowed.

Suggested question:

*During last year (income reference period, during 2020..), did you receive regularly alimony payments for your children or to yourself from somebody outside your household?*

*Note: Alimonies or supports paid by government (central or local) are excluded if the spouse does not pay, for some reason, the alimony/child support.*

*If your answer is ‘Yes’, please write down the total amount \_\_\_\_\_ in national currency.*

## HY090G/HY090N: INTEREST, DIVIDENDS, PROFIT FROM CAPITAL INVESTMENTS IN UNINCORPORATED BUSINESS

**Topic and detailed topic:** Income, consumption and elements of wealth, including debts/ Other incomes, including income from property and capital and inter-household transfers

**Variable type:** Annual

**Unit:** Household

**Reference period:** Income reference period

**Mode of collection:** Household respondent or register

**In use (period):** Yes, since first year of EU-SILC data collection

**Series' differences:** No changes

### VALUES AND FORMAT

1 - 999999.99      Income (national currency)  
0                      No income

### FLAGS

Type of variable	Flag name	Flag comp.	Type of information	Values	
Income variable	_F	<i>Two-digit flag: first digit</i>	Most common source or method	1	Collected via survey/interview
				2	Collected from administrative data
				3	Deductive/logical imputation (also including top- and bottom-coding)
				4	Gross/net conversion
				5	Model-based imputation
				6	Donor imputation
				7	Not possible to establish the most common source or method
				1	Net of tax on income at source and social contributions
				2	Net of tax on income at source
	3	Net of social contributions			
	4	Mix of different nets			
	5	Gross			
	6	Income component(s) not taxed			
	7	Mix of net and gross			
	8	Unknown			
	9	Not applicable (the value was not collected)			
	_IF	Imputation factor = collected value / recorded value *100			-999999.99-999999.99
			.	If problem of dividing by 0 appears	

### DESCRIPTION

Gross means that neither taxes nor social contributions have been deducted at source.

**Property income:** Property income is defined as the income received, with less expenses, occurring during the income reference period by the owner of a financial asset or a tangible non-produced asset (land) in return for providing funds to, or putting the tangible non-produced asset at the disposal of, another institutional unit.

**Interest, dividends, profits from capital investment in an unincorporated business (HY090G):** Interest (not included in the profit/loss of an unincorporated enterprise), dividends and profits from capital investment in an unincorporated business refer to the amount of interest from assets such as bank accounts, certificates of deposit, bonds, etc., dividends and profits from capital investment in an unincorporated business in which the person does not work, received during the income reference period, less expenses incurred.

**It includes:**

- Dividends paid by incorporated enterprises,
- Interest, profits from capital investment in an unincorporated business;
- Profits from capital invested in an unincorporated enterprise in which the person does not work ('sleeping partners'),
- The amount of interest from assets such as bank accounts, certificates of deposit, bonds, etc.;
- Dividends and profits from capital investment in an unincorporated business in which the person does not work, received during the income reference period, less expenses incurred,

**It does not include:**

- Income from rental of a property or land (HY040);
- Pensions received from individual private plans (other than those covered under ESSPROS) (PY080);
- Interest expenses that are not due to mortgages (included in HY100G);
- Interest on business loans (included in PY050G);
- Other interest expenses – such as for study credits, consumption goods etc.

*Recommendation:* The respondents should not only be given the opportunity to provide the exact amount, but also the option to choose from among a range of values.

**Description of flags**

This income source uses two digit flags. The first digit of the flag collect information for 'most common source or method' used, the second digit of the flag collect information for the 'type of collected value' and the third digit is not used for this income. In such cases when one does not have interest, dividends, profit from capital investments in unincorporated business than the value should be '0'.

The imputation factor shows what percentage of a recorded (transmitted) value is collected and what percentage is imputed. The value should be recorded with two decimal places. Negative values are allowed.

**Suggested question:**

*During last year (during 2020, income reference period,..), did you receive any interests, dividends or profit from capital investments?*

*If your answer is 'Yes', please write down the total amount \_\_\_\_\_ in national currency.*

## HY100G/HY100N: INTEREST REPAYMENTS ON MORTGAGE

**Topic and detailed topic:** Income, consumption and elements of wealth, including debts / Other incomes, including income from property and capital and inter-household transfers

**Variable type:** Annual

**Unit:** Household

**Reference period:** Income reference period

**Mode of collection:** Household respondent or register

**In use (period):** Yes, since first year of EU-SILC data collection

**Series' differences:** No changes

### VALUES AND FORMAT

1 - 999999.99      Income (national currency)  
0                      No income

### FLAGS

Type of variable	Flag name	Flag comp.	Type of information	Values	
Income variable	_F	<i>Two-digit flag: first digit</i>	Most common source or method	1	Collected via survey/interview
				2	Collected from administrative data
				3	Deductive/logical imputation (also including top- and bottom-coding)
				4	Gross/net conversion
				5	Model-based imputation
				6	Donor imputation
				7	Not possible to establish the most common source or method
		<i>Two-digit flag: second digit</i>	Type of collected value	1	Net of tax on income at source and social contributions
				9	Not applicable (the value was not collected)
	_IF	Imputation factor = collected value / recorded value *100	-999999.99-999999.99		
.			If problem of dividing by 0 appears		

### DESCRIPTION

Interest paid on mortgage refers to the total gross amount, before deducting any tax credit or tax allowance, of mortgage interest on the main residence of the household during the income reference period.

**It does not include:**

- any other mortgage payments, either interest or principal, made at the same time, such as mortgage protection insurance or home and contents insurance,
- payments on remortgages to obtain money for housing purposes (e.g. repairs, renovations, maintenance, etc.) or for non-housing purposes,
- repayments of the principal or capital sum.

The net income series corresponds to the gross income components but the tax at source or the social insurance contributions or both are deducted.

#### Description of flags

This income source uses two digit flags. The first digit of the flag collects information for 'most common source



or method' used, the second digit of the flag collects information for the 'type of collected value' and the third digit is not used for this income.

The modalities used for the first digit are the same as other income variables while for the type of collected values have only two modalities '1-Net of tax on income at source and social contributions' and '9- Not applicable (the value was not collected)'.

For HY100G, HY100N, and also for variables as HY120G, HY120N and HY145N, the only acceptable modality for the type of collected value is "1 – net of tax on income at source and social contributions" (or "9 – Not applicable (the value was not collected)" if that is the case).

The imputation factor shows what percentage of a recorded (transmitted) value is collected and what percentage is imputed. The value should be recorded with two decimal places. Negative values are allowed.

## HY110G/HY110N: INCOME RECEIVED BY PEOPLE AGED UNDER 16

**Topic and detailed topic** Income, consumption and elements of wealth, including debts/ Other incomes, including income from property and capital and inter-household transfers

**Variable type:** Annual

**Unit:** Household

**Reference period:** Income reference period

**Mode of collection:** Household respondent or registers

**In use (period):** Yes, since first year of EU-SILC data collection

**Series' differences:** No changes

### VALUES AND FORMAT

1 - 999999.99      Income (national currency)  
0                      No income

### FLAGS

Type of variable	Flag name	Flag comp.	Type of information	Values	
Income variable	_F	<i>Two-digit flag: first digit</i>	Most common source or method	1	Collected via survey/interview
				2	Collected from administrative data
				3	Deductive/logical imputation (also including top- and bottom-coding)
				4	Gross/net conversion
				5	Model-based imputation
				6	Donor imputation
				7	Not possible to establish the most common source or method
				1	Net of tax on income at source and social contributions
				2	Net of tax on income at source
	3	Net of social contributions			
	4	Mix of different nets			
	5	Gross			
	6	Income component(s) not taxed			
	7	Mix of net and gross			
	8	Unknown			
	9	Not applicable (the value was not collected)			
	_F	Imputation factor = collected value / recorded value *100	-999999.99-999999.99	.	If problem of dividing by 0 appears

### DESCRIPTION

Income received by people aged under 16 is defined as the gross income received by all household members aged under 16 during the income reference period.

**It does not include:**

— transfers between household members,

— income collected at household level (i.e. variables HY040G, HY050G, HY060G, HY070G, HY080G and HY090G).

The net income series corresponds to the gross income components but the tax at source or the social insurance contributions or both are deducted.

#### Description of flags



This income source uses two digit flags. Two digit flags: The first flag digit collects information for 'most common source or method' used, the second digit collects information for the 'type of collected value'. If the household does not have children under 16 or have no income received for children under 16 than this amount should be '0'.

*The imputation factor shows what percentage of a recorded (transmitted) value is collected and what percentage is imputed. The value should be recorded with two decimal places. Negative values are allowed.*

Suggested question:

*During last year (income reference period) did your child or any of your children under 16 receive any income?*

*(This can include income or earnings from regular jobs as well summer jobs/internships or temporary small jobs (like baby sitting or dog watching or disability benefits)).*

*If the answer is 'Yes', could you please indicate the total amount (in national currency) received in last year*

\_\_\_\_\_.



## HY120G/HY120N: REGULAR TAXES ON WEALTH

**Topic and detailed topic:** Income, consumption and elements of wealth, including debts / Taxes and contributions actually paid after reductions

**Variable type:** Annual

**Unit:** Household

**Reference period:** Income reference period

**Mode of collection:** Household respondent or register

**In use (period):** Yes, since first year of EU-SILC data collection

**Series' differences:** No changes

### VALUES AND FORMAT

1 - 999999.99      Income (national currency)  
0                      No income

### FLAGS

Type of variable	Flag name	Flag comp.	Type of information	Values	
Income variable	_F	<i>Two-digit flag: first digit</i>	Most common source or method	1	Collected via survey/interview
				2	Collected from administrative data
				3	Deductive/logical imputation (also including top- and bottom-coding)
				4	Gross/net conversion
				5	Model-based imputation
				6	Donor imputation
				7	Not possible to establish the most common source or method
	_F	Alternative: One digit	Type of collected value	1	Net of tax on income at source and social contributions
				9	Not applicable (the value was not collected)
				-4	Amount included in another income component
					-999999.99-999999.99
			.		If problem of dividing by 0 appears

### DESCRIPTION

Regular taxes on wealth refers to taxes that are payable periodically on the ownership or use of land or buildings by owners and current taxes on net wealth and on other assets (jewellery, other external signs of wealth). The regular taxes on wealth to be reported are those paid during the income reference period.

**Regular taxes on wealth include:**

- Regular taxes on the ownership of household's main dwelling (recorded in HY120 and HY121),
- Regular taxes on the ownership of other real estates,
- any interest charged on arrears of taxes due and any fines imposed by taxation authorities,
- property taxes paid directly to the taxation authority by tenants.

**It does not include:**

- intermittent taxes such as inheritance taxes, death duties or taxes on inter vivos gifts,
- taxes assessed on holdings of property, land or real estate when these holdings are used as a basis for estimating the income of their owners (these taxes are included under 'Tax on income and social insurance contributions' (HY140G)),
- taxes on land, buildings or other assets owned or rented by enterprises and used by them for production (these taxes are considered as taxes on production and they are deducted from the market output of self-



employment income to build the component 'Gross cash profits or losses from self-employment' (including royalties) (PY050G)),

- regular taxes on wealth paid by tenant indirectly via housing costs (HH070). In this case tax should be part of housing costs variable (HH070)

### Description of flags

This income source uses two digit or one digit flags.

This variable includes the possibility of one digit flags used, '*4 Amount included in another income component*' used when the value is not collected separately or could not be divided from another income component.

In case of two digit flag used, the first digit collects information for 'most common source or method' used, the second digit collects information for the 'type of collected value'.

The modalities used for the first digit are the same as other income variables while for the type of collected values there is only two modalities '1-Net of tax on income at source and social contributions' and '9- Not applicable (the value was not collected)'.

For HY120G and HY120N the only acceptable modality for the type of collected value is "1 – net of tax on income at source and social contributions" (or "9 – Not applicable (the value was not collected)" if that is the case).

The imputation factor shows what percentage of a recorded (transmitted) value is collected and what percentage is imputed. The value should be recorded with two decimal places. Negative values are allowed.

## HY121G/HY121N: TAXES PAID ON OWNERSHIP OF HOUSEHOLD MAIN DWELLING

**Topic and detailed topic:** Income, consumption and elements of wealth, including debts/ Taxes and contributions actually paid after reductions

**Variable type:** Annual

**Unit:** Household

**Reference period:** Income reference period

**Mode of collection:** Household respondent or register

**In use (period):** New, from 2021

**Series' differences:** No changes

### VALUES AND FORMAT

-999999.99 - 999999.99                      Income (national currency)  
0    No income

### FLAGS

Type of variable	Flag name	Flag comp.	Type of information	Values	
Income variable	_F	<i>Two-digit flag: first digit</i>	Most common source or method	1	Collected via survey/interview
				2	Collected from administrative data
				3	Deductive/logical imputation (also including top- and bottom-coding)
				4	Gross/net conversion
				5	Model-based imputation
				6	Donor imputation
				7	Not possible to establish the most common source or method
		<i>Two-digit flag: second digit</i>	Type of collected value	1	Net of tax on income at source and social contributions
				9	Not applicable (the value was not collected)
		Alternative: One digit		-2	Not applicable (HH021≠1,2)
				-4	Amount included in another income component
				-7	Not applicable (HB010 not equal to 2021)
	_F	Imputation factor = collected value / recorded value *100		-999999.99-999999.99	
			.	If problem of dividing by 0 appears	

### DESCRIPTION

Regular taxes on the ownership of household's main dwelling refer to taxes that are payable periodically on the ownership or use of land or buildings where the dwelling is located by owners of the dwelling. The regular taxes to be reported are those paid during the income reference period. Taxes paid on the ownership of household's second, third (or more) dwellings are not included in HY121G but should be included in HY120G.

The owner of the accommodation should be a member of the household. A person is an owner if he/she possesses a title deed independently of whether the house is fully paid or not. A reversionary owner should be considered as the owner.

The main dwelling is considered as the dwelling where at the moment of interview household is living or spent most of the time.

This tax should be reported on the basis of ownership definition and not based on the main dwelling where the household live at the moment of interview where the household status could be owner or not.



**It includes:**

- The value should be asked and recorded only for the owners. ;
- The taxes paid by the owner for the main dwelling (dwelling where at the time of interview is used as usual residence, dwelling where the household live most of the time);

**It excludes:**

- Taxes paid for the second, third or other dwellings owned (only to HY120);
- The payment of the taxes paid by the owner (household interviewed) that in the time of interview does not live in that dwelling, could be rented, give for free or live empty (HY120).
- Non owners should not be asked and the recorded value should be 'zero'. For non-owners it is difficult to define and to split the amount from the rent, charges or is not paid at all by them. Tax directly payed by non-owners should be reported under HY120. If the tenant does not pay the tax directly it should be part of housing costs variable (HH070);
- Taxes on individual, household or tax-unit income, income from property, other taxes at source paid during the income reference period (part of HY140);
- Taxes paid from rented household for the main apartment (Included in HY120).

**By construction HY120G >= HY121G.**

**Description of flags**

The flags codes used for variable HY121 are the same as for HY120. This income source uses two digit or one digit flags.

When one digit flag is used, the flag takes the value '-4 Amount included in another income component' used when the value is not collected separately or is included in another income component (ex. part of HY120).

When a two-digit flag is used, the first flag digit provides information on the 'most common source or method' used, the second flag digit provides information on the 'type of collected value'.

The modalities used for the first digit are the same as other income variables while for the type of collected values have only two modalities '1-Net of tax on income at source and social contributions' and '9- Not applicable (the value was not collected)'.

For HY121G, HY121N, the only acceptable modality for the type of collected value is "1 – net of tax on income at source and social contributions" (or "9 – Not applicable (the value was not collected)" if that is the case).

The imputation factor shows what percentage of a recorded (transmitted) value is collected and what percentage is imputed. The value should be recorded with two decimal places. Negative values are allowed.

## HY130G/HY130N: REGULAR INTERHOUSEHOLD CASH TRANSFER PAID

**Topic and detailed topic:** Income, consumption and elements of wealth, including debts/ Taxes and contributions actually paid after reductions

**Variable type:** Annual

**Unit:** Household

**Reference period:** Income reference period

**Mode of collection:** Household respondent or register

**In use (period):** Yes, since first year of EU-SILC data collection

**Series' differences:** No changes

### VALUES AND FORMAT

1 - 999999.99      Income (national currency)  
0                      No income

### FLAGS

Type of variable	Flag name	Flag comp.	Type of information	Values	
Income variable	_F	<i>Two-digit flag: first digit</i>	Most common source or method	1	Collected via survey/interview
				2	Collected from administrative data
				3	Deductive/logical imputation (also including top- and bottom-coding)
				4	Gross/net conversion
				5	Model-based imputation
				6	Donor imputation
				7	Not possible to establish the most common source or method
				1	Net of tax on income at source and social contributions
				2	Net of tax on income at source
	3	Net of social contributions			
	4	Mix of different nets			
	5	Gross			
	6	Income component(s) not taxed			
	7	Mix of net and gross			
	8	Unknown			
	9	Not applicable (the value was not collected)			
	_IF	Imputation factor = collected value / recorded value *100			-999999.99-999999.99
			.	If problem of dividing by 0 appears	

### DESCRIPTION

In this variable should be recorded all regular inter-household transfers paid, meaning refer to regular monetary amount paid, during the income reference period, to other households. Payments which happen only once per year, but every year also should be recorded.

The payments done e.g. for children that are studying away from the household and are **not a household member** should be included here.

Inter-household transfers should be:

- Regular, i.e. transfer payments must be to some extent anticipated or relied on;



- Current, i.e. out of the income from the income reference period.

Regular can correspond to two different time scales:

- It could be an annual amount paid every year or over several years;
- It could be periodic payments (e.g. monthly) over a short period embedded in the income reference period (e.g. a semester).

The definition of 'regular' does not refer to precise occurrence and does not require strong periodicity.

**Regular inter-household transfers paid include:**

- compulsory alimony and child support,
- voluntary alimony and child support paid on a regular basis
- regular cash support to persons other than household members,
- regular cash support to households in other countries.

**Regular inter-household transfers paid excludes:**

- Capital transfers and money drawn from saving.

The net income series corresponds to the gross income components but the tax at source or the social insurance contributions or both are deducted.

#### **Before 2021:**

In the case of tax deductions, the paid amount of the regular cash transfer should be recorded in HY130G while HY130N should take into account the tax deductions and repayments.

The inter-household transfers should be measured using the following standard approach: to separate data collection of alimonies from other transfers (cash support from relatives, cash support from the rest of the world).

In line with the Regulation, the variable HY130G/HY130N collects the sum of both components. For an analysis purpose, a new variable is created collecting only alimonies (HY131G/N).

#### **Description of flags**

This income source uses two digit flags. The first flag digit collects information for 'most common source or method' used, the second digit collects information for the 'type of collected value' and the third digit is not used for this income. The most common source or method used should be defined as described in the introduction, part of the flags.

The imputation factor shows what percentage of a recorded (transmitted) value is collected and what percentage is imputed. The value should be recorded with two decimal places. Negative values are allowed.

#### **Suggested question:**

*During last year (income reference period, during 2020,...), did you regularly give money to somebody in another household e.g. child support or alimony payments or to a former spouse/husband which can be either national or abroad?*

*If the answer is 'Yes', could you please indicate the total amount (in national currency) received in last year \_\_\_\_\_ (amount in national currency)*

## HY131G/HY131N: ALIMONIES PAID [COMPULSORY + VOLUNTARY]

**Topic and detailed topic:** Income, consumption and elements of wealth, including debts/ Taxes and contributions actually paid after reductions

**Variable type:** Annual

**Unit:** Household

**Reference period:** Income reference period

**Mode of collection:** Household respondent or register

**In use (period):** Yes, since 2007

**Series' differences:** No changes

### VALUES AND FORMAT

1 - 999999.99 Income (national currency)  
0 No income

### FLAGS

Type of variable	Flag name	Flag comp.	Type of information	Values	
Income variable	_F	<i>Two-digit flag: first digit</i>	Most common source or method	1	Collected via survey/interview
				2	Collected from administrative data
				3	Deductive/logical imputation (also including top- and bottom-coding)
				4	Gross/net conversion
				5	Model-based imputation
				6	Donor imputation
				7	Not possible to establish the most common source or method
		<i>Two-digit flag: second digit</i>	Type of collected value	1	Net of tax on income at source and social contributions
				2	Net of tax on income at source
				3	Net of social contributions
				4	Mix of different nets
				5	Gross
				6	Income component(s) not taxed
				7	Mix of net and gross
				8	Unknown
	Alternative: One digit flag		-4	Amount included in another income component	
_IF	Imputation factor = collected value / recorded value *100	-999999.99-999999.99			
		.	If problem of dividing by 0 appears		

### DESCRIPTION

**Alimonies paid** refer to regular monetary amount paid, during the income reference period, to other households. They should refer to regular payments, even once a year, out of income.

Alimonies transfers should be:

- Regular, i.e. transfer payments must be to some extent be anticipated or relied on;
- Current, i.e. out of the income from the income reference period.

Regular can correspond to two different time scales:



- an annual amount paid every year or over several years;
- periodic payments (e.g. monthly) over a short period embedded in the income reference period (e.g. a semester).

The definition of regular does not refer to precise timing and does not require strong periodicity.

**Alimonies include:**

- Compulsory alimony and child support;
- Voluntary alimony and child support paid on a regular basis.
- Alimonies concern payments for children and a former spouse/husband which can be national or abroad.

**Alimonies exclude:**

- Regular cash support (other than alimonies) to persons other than household members;
- Regular cash support (other than alimonies) to households in other countries;
- Capital transfers and money drawn from saving.

By construction HY130G >= HY131G.

As for HY130, in case of tax deductions, the paid amount of the regular cash transfer should be recorded in HY131G, while HY131N should take into account the tax deductions and repayments.

**Description of flags**

This income source uses one digit and two digit flags.

One digit flag '-4': Amount included in another income component is used when the value could not be recorded separately from this component or is not collected at all separately.

When two digit flags are used, the first digit represents information for 'most common source or method' used, the second digit represents information for the 'type of collected value'.

The imputation factor shows what percentage of a recorded (transmitted) value is collected and what percentage is imputed. The value should be recorded with two decimal places. Negative values are allowed.

Suggested question:

*During last year (during 2020, income reference period, ...), did you regularly give money to somebody in another household e.g. alimony payments to a child or to a former spouse/husband which can be either national or living abroad.*

*Please note that regular cash support (other than alimonies) to persons other than household members should be excluded.*

*If the answer is 'Yes', could you please indicate the total amount (in national currency) paid in 2020:*

---



## HY140G/HY140N: TAX ON INCOME AND SOCIAL CONTRIBUTIONS

**Topic and detailed topic:** Income, consumption and elements of wealth, including debts / Taxes and contributions actually paid after reductions

**Variable type:** Annual

**Unit:** Household

**Reference period:** Income reference period

**Mode of collection:** Household respondent or register

**In use (period):** Yes, since first year of EU-SILC data collection

**Series' differences:** No changes

### VALUES AND FORMAT

-999999.99 - 999999.99    Income (national currency)  
0                                No income

### FLAGS

Type of variable	Flag name	Flag comp.	Type of information	Values	
Income variable	_F	<i>Two-digit flag: first digit</i>	Most common source or method	1	Collected via survey/interview
				2	Collected from administrative data
				3	Deductive/logical imputation (also including top- and bottom-coding)
				4	Gross/net conversion
				5	Model-based imputation
				6	Donor imputation
				7	Not possible to establish the most common source or method
		<i>Two-digit flag: second digit</i>	Type of collected value	1	Net of tax on income at source and social contributions
				2	Net of tax on income at source
				3	Net of social contributions
				4	Mix of different nets
				5	Gross
				6	Income component(s) not taxed
				7	Mix of net and gross
			8	Unknown	
		9	Not applicable (the value was not collected)		
		<i>Alternative: One digit flag</i>		-1	Missing
	_IF	Imputation factor = collected value / recorded value *100		-999999.99-999999.99	
				.	If problem of dividing by 0 appears

### DESCRIPTION

Tax on income refers to taxes on income, profits and capital gains. Tax is assessed on the actual or presumed income of individuals, households or tax-unit. Those taxes include taxes assessed on holdings of property, land or real estate when these holdings are used as a basis for estimating the income of their owners. Taxes related to pensions received from individual private plans (other than those covered under ESSPROS) should also be taken into account.

As a general rule the repayment taxes should be attributed to the year they refer to.



*Social insurance contributions* refer to contributions by employees', the self-employed and if applicable, the unemployed, retired paid during the income reference period to either mandatory government or employer-based social insurance schemes (pension, health, etc.).

**Taxes on income include:**

- taxes on individual, household or tax-unit income (income from employment, property, entrepreneurship, pensions, etc.), including taxes deducted by employers (pay-as-you-earn taxes), other taxes at source and taxes on the income of owners of unincorporated enterprises paid during the income reference period,
- by way of exception, countries using data from registers, and other countries for which this is the most suitable approach, may report taxes on 'income received' in the income reference year, if it only marginally affects comparability,
- any interest charged on arrears of taxes due and any fines imposed by taxation authorities during income reference period.

**It does not include:**

- fees paid for hunting, shooting and fishing rights.

**Description of flags**

This income source uses one digit and two digit flags.

One digit flag is used in cases when this variable is not collected and the flag have one digit as '-1 Missing'.

In case of two digits, the first digit collects information for 'most common source or method' used, the second digit collects information for the 'type of collected value'. The way of defining the main and most common source or method used will be according to the description at the section of flags.

The imputation factor shows what percentage of a recorded (transmitted) value is collected and what percentage is imputed. The value should be recorded with two decimal places. Negative values are allowed.

**Suggested question:**

*During last year (income reference period, during 2020,..), did your household pay any taxes on income and/or social contributions?*

## HY145N: REPAYMENTS/RECEIPTS FOR TAX ADJUSTMENT

**Topic and detailed topic:** Income, consumption and elements of wealth, including debts/ Taxes and contributions actually paid after reductions

**Variable type:** Annual

**Unit:** Household

**Reference period:** Income reference period

**Mode of collection:** Household respondent or register

**In use (period):** Yes, since first year of EU-SILC data collection

**Series' differences:** No changes

### VALUES AND FORMAT

-999999.99 - 999999.99      Income (national currency)  
0                                      No income

### FLAGS

Type of variable	Flag name	Flag comp.	Type of information	Values	
Income variable	_F	<i>Two-digit flag: first digit</i>	Most common source or method	1	Collected via survey/interview
				2	Collected from administrative data
				3	Deductive/logical imputation (also including top-and bottom-coding)
				4	Gross/net conversion
				5	Model-based imputation
				6	Donor imputation
				7	Not possible to establish the most common source or method
	_IF	<i>Two-digit flag: second digit</i>	Type of collected value	1	Net of tax on income at source and social contributions
				9	Not applicable (the value was not collected)
				-999999.99-999999.99	
		Imputation factor = collected value / recorded value *100	.	If problem of dividing by 0 appears	

### DESCRIPTION

Repayments/receipts for tax adjustments refer to the money paid to/received from Tax Authorities related to the income received. This applies only in cases where taxes at source are deducted from income received and the Tax Authorities compare the amount of taxes of income paid at source with the taxes that correspond to those paid over the total income received for the 'tax unit'. If the 'tax unit' has paid more taxes in advance than those that correspond to the income received, the Tax Authorities reimburse money to the tax unit. These reimbursements can refer to tax paid for the income received during the income reference period or for income received in previous years.

This variable should be filled when the country has recorded only net income at the component level. If the income at component level is reported gross or some of the components are reported gross and some net of tax, adjustments will be recorded in the variable HY140G.

#### Description of flags

Flags used for this variable are the same as the ones used for HY100.

This income source uses two digit flags.



When two-digit flags are used, the first digit of the flag collects information for 'most common source or method' used, the second digit of the flag collects information for the 'type of collected value'.

The modalities used for the first digit are the same as other income variables while for the type of collected values have only two modalities '1-Net of tax on income at source and social contributions' and '9- Not applicable (the value was not collected)'.

For HY145N the only acceptable modality for the type of collected value is "1 – net of tax on income at source and social contributions" (or "9 – Not applicable (the value was not collected)" if that is the case).

The imputation factor shows what percentage of a recorded (transmitted) value is collected and what percentage is imputed. The value should be recorded with two decimal places. Negative values are allowed.

## HY170G/HY170N: VALUE OF GOODS PRODUCED FOR OWN CONSUMPTION

**Topic and detailed topic:** Income, consumption and elements of wealth, including debts/ Other incomes, including income from property and capital and inter-household transfers

**Variable type:** Annual

**Unit:** Household

**Reference period:** Income reference period

**Mode of collection:** Household respondent or register

**In use (period):** Yes, since first year of EU-SILC data collection

**Series' differences:** No changes

### VALUES AND FORMAT

1 - 999999.99                      Income (national currency)  
0                                      No income

### FLAGS

Type of variable	Flag name	Flag comp.	Type of information	Values	
Income variable	_F	<i>Two-digit flag: first digit</i>	Most common source or method	1	Collected via survey/interview
				2	Collected from administrative data
				3	Deductive/logical imputation (also including top- and bottom-coding)
				4	Gross/net conversion
				5	Model-based imputation
				6	Donor imputation
				7	Not possible to establish the most common source or method
				1	Net of tax on income at source and social contributions
				2	Net of tax on income at source
	3	Net of social contributions			
	4	Mix of different nets			
	5	Gross			
	6	Income component(s) not taxed			
	7	Mix of net and gross			
	8	Unknown			
	9	Not applicable (the value was not collected)			
	_IF	Imputation factor = collected value / recorded value *100			-999999.99-999999.99
				.	If problem of dividing by 0 appears

### DESCRIPTION

Gross value of goods produced for own consumption (HY170G):

The value of goods produced for own consumption refers to the value of food and beverages produced and also consumed within the same household.

The value of goods produced for own consumption should be calculated as the market value of goods produced deducting any expenses incurred in the production.

The value of food and beverages should be included when they are a significant component of the income at national level or they constitute a significant component of the income of particular groups of households.



**This value does not include:**

- value of household services,
- any production for sale and any withdrawals from a business by a self-employed person (these values are included under 'Gross income benefits or losses from self-employment' (including royalties) (PY050G))

This variable 'value of goods produced for own consumption (HY170)' only refers to alimentation products (food and beverages). Other products which can be used for own consumption, like wood, should be excluded from this variable.

Net value of goods produced for own consumption (HY170N): The net income component corresponds to the gross income components, but the tax at source, the social insurance contributions or both ( if applicable) are deducted.

Comments

This income component includes the value of all goods produced and consumed within the same household. Any households may engage in such production without being categorised as an unincorporated enterprise, but any production for sale (and any withdrawals from a business by a self-employed person) are included in PY050(G)/(PY050N).

Thus this item should include, e.g. the value of potatoes produced in the family garden and then consumed by the household, but not the value of any potatoes which are sold (or given) to a neighbour. The value of any sales should be classified as (monetary) self-employment income (any gifts are inter-household transfers in kind and therefore excluded from the EU-SILC).

Any remunerative hobbies, from which the household makes profit e.g. pigeon keeping, water-colour painting – should be regarded as a form of casual self-employment and any profits should be recorded as such.

There are very few goods other than fruit and vegetables that EU households produce and consume themselves. Some hobbies, for example weaving cloth, painting pictures, may result in additional goods for the household, however the value is likely to be very small once all costs have been deducted.

Indeed, there is a fine line between regarding such activities purely as leisure or as productive. This may also be true for fruit and vegetable growing. Although for some households in some countries, the ability to produce and consume their own garden produce may appear to make a real contribution to their economic well-being, even then it is debatable whether the level of profit is significant once the cost of all inputs has been deducted. Note that if the household is in fact running a farm or small-holding then the value of any of their own produce which they consume themselves will already have been taken into account in the measurement of their (monetary) income from self-employment.

In principle the valuation of goods produced for own consumption is relatively straightforward. Respondents are usually asked to provide information on the quantities of each type of good consumed and a market price is then applied. However, this involves additional data collection and office editing.

For some countries and for some categories of households, the value of goods produced for own consumption does not constitute a significant component of income. In this case, related information does not need to be collected for this category of households and reported in the EU-SILC variable. The importance of this component should be assessed on an objective and empirical basis using for instance HBS results or National Accounts. This should be documented in the Quality Report.

**Description of flags**

This income source uses two digit flags.

In case of two digit flag used, the first digit collects information for 'most common source or method' used, the second digit collects information for the 'type of collected value'.



In such cases that a household does not have own consumption products then the value of HY170 should be zero.

The imputation factor shows what percentage of a recorded (transmitted) value is collected and what percentage is imputed. The value should be recorded with two decimal places. Negative values are allowed.

## PERSONAL REGISTER (R-FILE)

---



## RB010: YEAR OF THE SURVEY

**Topic and detailed topic:** Technical items / Data collection information

**Variable type:** Annual

**Unit:** All current household members (of any age) and former household members

**Reference period:** Current

**Mode of collection:** Frame

**In use (period):** Yes, since the first year of EU-SILC data collection

**Series' differences:** No changes

### VALUES AND FORMAT

**Format:** Four-digit number, no decimals

### FLAGS

-

### DESCRIPTION

Year in which the survey data collection, or most of the collection, is carried out.

## RB020: COUNTRY OF RESIDENCE

**Topic and detailed topic:** Technical items / Data collection information

**Variable type:** Core Variable/ Annual

**Unit:** All current household members (of any age) and former household members

**Reference period:** Constant

**Mode of collection:** Frame

**In use (period):** Yes, since the first year of EU-SILC data collection

**Series' differences:** Yes. Before 2012, Greece was abbreviated as GR.

Montenegro, North Macedonia, Serbia, Albania and Kosovo added (North Macedonia in 2010, Montenegro and Serbia in 2013, Albania in 2017 and Kosovo in 2018)

### VALUES AND FORMAT

SCL GEO CODE<sup>48</sup>

<i>BE</i>	Belgium	<i>AT</i>	Austria
<i>BG</i>	Bulgaria	<i>PL</i>	Poland
<i>CZ</i>	Czechia	<i>PT</i>	Portugal
<i>DK</i>	Denmark	<i>RO</i>	Romania
<i>DE</i>	Germany	<i>SI</i>	Slovenia
<i>EE</i>	Estonia	<i>SK</i>	Slovakia
<i>IE</i>	Ireland	<i>FI</i>	Finland
<i>EL</i>	Greece	<i>SE</i>	Sweden
<i>ES</i>	Spain	<i>UK</i>	United Kingdom
<i>FR</i>	France		
<i>HR</i>	Croatia	<i>CH</i>	Switzerland
<i>IT</i>	Italy	<i>IS</i>	Iceland
<i>CY</i>	Cyprus	<i>NO</i>	Norway
<i>LV</i>	Latvia	<i>ME</i>	Montenegro
<i>LT</i>	Lithuania	<i>MK</i>	North Macedonia
<i>LU</i>	Luxembourg	<i>RS</i>	Serbia
<i>HU</i>	Hungary	<i>TR</i>	Turkey
<i>MT</i>	Malta	<i>AL</i>	Albania
<i>NL</i>	Netherlands	<i>XK</i>	Kosovo

### FLAGS

-

### DESCRIPTION

The country of residence is the country in which the usual residence of the household/person is located.

The list of countries is defined according to the Eurostat Standard Code list (SCL) GEO which is largely based on the International Organization for Standardization (ISO) 3166 country codes (3166-1 alpha-2). The SCL GEO is available here:

<sup>48</sup>

[https://ec.europa.eu/eurostat/ramon/nomenclatures/index.cfm?TargetUrl=LST\\_NOM\\_DTL&StrNom=CL\\_GEO&StrLanguageCode=E&IntPcKey=42277583&StrLayoutCode=HIERARCHIC](https://ec.europa.eu/eurostat/ramon/nomenclatures/index.cfm?TargetUrl=LST_NOM_DTL&StrNom=CL_GEO&StrLanguageCode=E&IntPcKey=42277583&StrLayoutCode=HIERARCHIC)



[https://ec.europa.eu/eurostat/ramon/nomenclatures/index.cfm?TargetUrl=LST\\_NOM\\_DTL&StrNom=CL\\_GEO&StrLanguageCode=EN&IntPcKey=45690330&StrLayoutCode=HIERARCHIC](https://ec.europa.eu/eurostat/ramon/nomenclatures/index.cfm?TargetUrl=LST_NOM_DTL&StrNom=CL_GEO&StrLanguageCode=EN&IntPcKey=45690330&StrLayoutCode=HIERARCHIC)

Information on the country of residence should be obtained in accordance with the current national borders.

Country code, year and IDs are used as key variables to merge different files.

## RB030: PERSONAL ID

**Topic and detailed topic:** Technical items / Identification

**Variable type:** Annual

**Unit:** All current household members (of any age) and former household members

**Reference period:** Constant

**Mode of collection:** Frame or interviewer

**In use (period):** Yes, since the first year of EU-SILC data collection

**Series' differences:** No changes

### VALUES AND FORMAT

*ID number*

**Personal ID** = Household ID + personal number (two digits)

### FLAGS

-

### DESCRIPTION

**Personal ID** = Household ID + personal number (two digits)

Personal number: for every new person in the household add 1 to the highest-used persons number (for all the years of the survey and the Household ID)

It refers to the number assigned in 'the household register' to the person the first time that he/she is recorded as a household member. It should correspond to the person's line position in 'the household register'.

## RB032: SEQUENTIAL NUMBER OF THE PERSONS IN THE HOUSEHOLD

**Topic and detailed topic:** Technical items / Identification

**Variable type:** Annual

**Unit:** All current household members (of any age)

**Reference period:** Current

**Mode of collection:** Frame or interviewer

**In use (period):** 2019 from 2021 annually

**Series' differences:** No changes

### VALUES AND FORMAT

**Format:** Two-digit number, no decimals  
**1-20** Values

### FLAGS

- 1 Filled
- 2 Not applicable (single person household)
- 7 Not applicable (RB010 not equal to 2021)

### DESCRIPTION

Sequential number of the persons in the household. The number should be unique for each current household member.

This variable should aid transmission of the household grid.

Example:

Wave 1

Wave 2

HH number	Split number	RB032	Personal id
HH ID			
123	00	01	123-00-01
123	00	02	123-00-02
123	00	03	123-00-03
123	00	04	123-00-04
123	00	05	123-00-05

HH number	Split number	RB032	Personal id
HH ID			
123	00	01	123-00-01
123	00	02	123-00-02
123	00	03	123-00-05

HH number	Split number	RB032	Personal id
HH ID			
123	01	01	123-00-03
123	01	02	123-00-04
123	01	03	123-01-01

## RB040: CURRENT HOUSEHOLD IDENTIFICATION (ID)

**Topic and detailed topic:** Technical items / Identification

**Variable type:** Annual

**Unit:** All current household members (of any age) and former household members

**Reference period:** Current

**Mode of collection:** Frame or interviewer

**In use (period):** Yes, since 2005

**Series' differences:** No changes

### VALUES AND FORMAT

*ID number*

#### ID number construction:

Household number 1 - 999999 (maximum seven digits)

**Household ID = Household number + split number (two digits)**

The split number for the first wave will always take value '00'.

### FLAGS

–

### DESCRIPTION

Every household in the sample is allocated a household number. This number is the base upon which to construct the Household ID and the Personal ID. It should be a sequential number and should not contain other information. It must NOT contain any information that conflicts with confidentiality rules. This number must be unique for all the years of the survey.

When there is no change in the household composition between waves, it keeps the Household number and Split number from one wave to the next.

In the case of a split-off, the initial household will keep the Household number and Split number from one wave to the next. The other households, i.e. the split-off households will keep the same Household number, but will be assigned the next available unique Split number in sequence.

In the case of a fusion of two sample households, if the new household remains at a previous address, it shall retain the Household number and Split number of the household that was at that address in the previous wave. If the new household is at a new address, the Household number and Split number of the household of the sample person who now has the lowest person number in 'the household register' will be retained.

## RB050: PERSONAL CROSS-SECTIONAL WEIGHT

**Topic and detailed topic:** Technical items / Weights

**Variable type:** Annual

**Unit:** All current household members (of any age)

**Reference period:** Current

**Mode of collection:** Constructed

**In use (period):** Yes, since the first year of EU-SILC data collection

**Series' differences:** No changes

### VALUES AND FORMAT

0+ (format 2.5)      Weight (see the required format)

### FLAGS

1	Filled
-7	Not applicable (RB010 not equal to "last year of operation")

### DESCRIPTION

*See construction of weights in chapter 'Weights'*

*These weights had to be coded with two integers and five decimals.*

## RB060: PERSONAL BASE WEIGHT

**Topic and detailed topic:** Technical items / Weights

**Variable type:** Annual

**Unit:** All current household members (of any age)

**Reference period:** Current

**Mode of collection:** Constructed

**In use (period):** Yes, since 2005

**Series' differences:** No changes

### VALUES AND FORMAT

0+ (format 2.5)      Weight (see the required format)

These weights had to be coded with two integers and five decimals. However, that causes problems if the weights have at least three integers. That is why, in practice, personal cross-sectional weights will be coded with at least one integer and five decimals.

### FLAGS

1      Filled

### DESCRIPTION

See construction of weights in chapter [‘Weights’](#).

These weights have to be coded with two integers and five decimals

In practice, personal cross-sectional weights will be coded with at least one integer and five decimals.

The personal base weight can have the value 0, namely for non-panel persons and for first wave.



## RB062: LONGITUDINAL WEIGHT [TWO-YEAR DURATION]

**Topic and detailed topic:** Technical items / Weights

**Variable type:** Annual

**Unit:** All current household members (of any age)

**Reference period:** Current

**Mode of collection:** Constructed

**In use (period):** Yes, since 2006

**Series' differences:** Yes, 2007

### VALUES AND FORMAT

0+ (*format 2.5*)      Weight (see the required format)

### FLAGS

- 1      Filled
- 1     Missing
- 2     Not applicable (only one year trajectory for the individual, i.e. individual in first wave)

### DESCRIPTION

See construction of weights in chapter '[Weights](#)'

Longitudinal weights are constructed after all other set of weights are defined for the y-1.

## RB063: LONGITUDINAL WEIGHT [THREE-YEAR DURATION]

**Topic and detailed topic:** Technical items / Weights

**Variable type:** Annual

**Unit:** All current household members (of any age)

**Reference period:** Current

**Mode of collection:** Constructed

**In use (period):** Yes, since 2006

**Series' differences:** Yes (2007)

### VALUES AND FORMAT

0+ (*format 2.5*)      Weight (see the required format)

### FLAGS

- |    |  |
|----|--|
| 1  | Filled   |
| -1 | Missing  |
| -2 | Not applicable (less than three-year trajectory for the individual, i.e. individual in first or second wave) |

### DESCRIPTION

See construction of weights in chapter [‘Weights’](#)

## RB064: LONGITUDINAL WEIGHT [FOUR-YEAR DURATION]

**Topic and detailed topic:** Technical items / Weights

**Variable type:** Annual

**Unit:** All current household members (of any age)

**Reference period:** Current

**Mode of collection:** Constructed

**In use (period):** Yes, since 2008

**Series' differences:** No changes

### VALUES AND FORMAT

0+ (format 2.5)      Weight (see the required format)

### FLAGS

- 1      Filled
- 1     Missing
- 2     Not applicable (less than four-year trajectory for the individual, i.e. individual in first, second or third wave)

### DESCRIPTION

Longitudinal set of a four year duration. Only panel 4 with data from years (Y-3) to Y contributes to this set.

See construction of weights in chapter [‘Weights’](#)

## RB065: LONGITUDINAL WEIGHT [FIVE-YEAR DURATION]

**Topic and detailed topic:** Technical items / Weights

**Variable type:** Annual

**Unit:** All current household members (of any age)

**Reference period:** Current

**Mode of collection:** Constructed

**In use (period):** New, from 2021 (with the new rotation)

**Series' differences:** No changes

### VALUES AND FORMAT

0+ (format 2.5)      Weight (see the required format)

### FLAGS

- 1      Filled
- 1     Missing
- 2     Not applicable (less than five-year trajectory for the individual, i.e. individual in first, second, third or fourth wave)
- 5     Not applicable (country has a four year panel)
- 7     Not applicable (RB010 not equal to 2021)

### DESCRIPTION

See construction of weights in chapter ['Weights'](#)

## RB066: LONGITUDINAL WEIGHT [SIX-YEAR DURATION]

**Topic and detailed topic:** Technical items / Weights

**Variable type:** Annual

**Unit:** All current household members (of any age)

**Reference period:** Current

**Mode of collection:** Constructed

**In use (period):** New, from 2021 (with the new rotation)

**Series' differences:** No changes

### VALUES AND FORMAT

0+ (format 2.5)      Weight (see the required format)

### FLAGS

- 1      Filled
- 1     Missing
- 2     Not applicable (less than six-year trajectory for the individual, i.e. individual in first, second, third, fourth or fifth wave<sup>49</sup>)
- 5     Not applicable (country has a four year panel)
- 7     Not applicable (RB010 not equal to 2021)

### DESCRIPTION

See construction of weights in chapter '[Weights](#)'.

<sup>49</sup> Applicable in case of the longer panel duration. Countries having 4 years panel will use flag not applicable.

## RB080: YEAR OF BIRTH

**Topic and detailed topic:** Person and household characteristics / Demography

**Variable type:** First wave/ Annual

**Unit:** All current household members (of any age)

**Reference period:** Constant

**Mode of collection:** Household respondent or register

**In use (period):** Yes, since the first year of EU-SILC data collection

**Series' differences:** No changes

### VALUES AND FORMAT

1890 – year of the survey

### FLAGS

From 2021 onwards

1	Collected via survey/interview
2	Collected from administrative data
3	Imputed
4	Not possible to establish a source
-1	Missing

### DESCRIPTION

Year of birth together with the passing of birthday and reference date of the interview gives information needed to calculate age.

When asking for the passing of birthday at the time of the interview, the following questions are recommended:

*"What is your year of birth? Have you already had your birthday this year?"*

At data collection level, the exact date of birth might be asked directly to the respondents. In this case the recommended question is:

*"What is your date of birth?" (DD/MM/YYYY).*

This variable is supposed to be collected during the first interview (the first wave), however needs to be transmitted to Eurostat annually.

## RB081: AGE IN COMPLETED YEARS (AT THE END OF INCOME REFERENCE PERIOD)

**Topic and detailed topic:** Person and household characteristics / Demography

**Variable type:** Core Variable/ Annual

**Unit:** All current household members (of any age)

**Reference period:** Current

**Mode of collection:** Derived

**In use (period):** From 2021

**Series' differences:** No changes

### VALUES AND FORMAT

Age

### FLAGS

1	Filled
-1	Missing
-7	Not applicable (RB010 not equal to 2021)

### DESCRIPTION

RB081 records the age at the end of the income reference period.

The EU-SILC has two reference dates used for defining person's age in completed years: end of income reference period (RB081) and the date of interview (RB082).

Age at the end of income reference period is used to define statistical population, sample person, etc. Age in completed years at the end of income reference period (end of previous calendar year or tax year) is the age of the person at his/her last birthday before the reference date. i.e. the interval of time between the date of birth and the date of end of the income reference period expressed in completed years.

RB081 and RB082 are different for individuals who have their birthday before the date of the interview and is the same for individuals that have their birthday after the date of the interview.

For example, respondent turns 35 years old on 29 May 2017 and the interview is conducted on 10 June 2017. He/she is 35 years old at the time of the interview (RB082=35). However when referring to income reference period (in that case December 2016) respondent is 34 years old (RB081 =34).

For example, respondent turns 35 years old on 29 September 2017 and the interview is conducted on 10 June 2017. He/she is 34 years old at the time of the interview (RB082=34) and when referring to income reference period (in that case December 2016) respondent is also 34 years old (RB081 =34).

Children born after the end of reference income period should be recorded as '0'. Also children that are months old at the end of income reference period should have the value '0'.

The quality reporting related to the variable 'age in completed years' should contain information on the number of records for which information on the age in completed years is imputed and this imputed value should be reported in the flags.

When asking whether the birthday has passed at the time of the interview, it is recommended to use the following questions: "What is your year of birth? Have you already had your birthday this year?"

At data collection level, the exact date of birth might be asked directly to the respondents. In this case the recommended question is: "*What is your date of birth?*" (DD/MM/YYYY).

This variable is to be constructed from the following variables: Year of birth and Passing of birthday.



## RB082: AGE IN COMPLETED YEARS AT THE TIME OF THE INTERVIEW

**Topic and detailed topic:** Person and household characteristics / Demography

**Variable type:** Annual

**Unit:** All current household members (of any age)

**Reference period:** Current

**Mode of collection:** Derived

**In use (period):** New, from 2021

**Series' differences:** No changes

### VALUES AND FORMAT

Age

### FLAGS

1	Filled
-1	Missing
-7	Not applicable (RB010 not equal to 2021)

### DESCRIPTION

Age in completed years at the time (date) of the interview is the interval of time between the date of birth and the date of the interview in completed years. The following information is to be collected under this variable:

- Year of birth
- Passing or not of the birthday at the reference date
- Reference date

RB082 records the age at the time of the interview. For example, the interview is conducted in June 2017, and the person had their birthday on 29 May 2017, turning 35 years old. He/she is 35 years old at the time of the interview (RB082=35).

If the person has the birthday on 29 August 2017 and the interview is done on 10 June 2017 then the age at the time of interview (PB082) will be 34.

The quality reporting related to the variable 'age in completed years' should contain information on the number of records for which information on the age in completed years is imputed and this imputed value should be reported in the flags.

When asking whether the birthday has passed at the time of the interview, the following questions are recommended: "What is your year of birth? Have you already had your birthday this year?" In case the reference date is not the time of the interview, the question has to be adapted, clearly explaining which reference date the passing of birthday should refer to.



At data collection level, the exact date of birth might be asked directly to the respondents. In this case the recommended question is: "*What is your date of birth?*" (DD/MM/YYYY).

This variable is to be constructed from the following variables: Year of birth and Passing of birthday.

## RB083: PASSING OF BIRTHDAY AT THE TIME OF THE INTERVIEW

**Topic and detailed topic:** Person and household characteristics / Demography

**Variable type:** Annual

**Unit:** All current household members (of any age)

**Reference period:** Current

**Mode of collection:** Household respondent, registers or derived

**In use (period):** New, from 2021

**Series' differences:** No changes

### VALUES AND FORMAT

- |   |     |
|---|-----|
| 1 | Yes |
| 2 | No  |

### FLAGS

- |    |  |
|----|--|
| 1  | Collected via survey/interview           |
| 2  | Collected from administrative data       |
| 3  | Imputed                                  |
| 4  | Not possible to establish a main source  |
| -1 | Missing                                  |
| -7 | Not applicable (RB010 not equal to 2021) |

### DESCRIPTION

This variable collects whether the person has already had his/her birthday that year.

Use of the following questions are recommended:

*"Have you already had your birthday this year?"*

At data collection level, the exact date of birth might be asked directly to the respondents. In this case the recommended question is:

*"What is your date of birth?" (DD/MM/YYYY).*

## RB090: SEX

**Topic and detailed topic:** Person and household characteristics / Demography

**Variable type:** Core Variable/First wave/ Annual

**Unit:** All current household members (of any age)

**Reference period:** Current

**Mode of collection:** Household respondent or registers

**In use (period):** Yes, since the first year of EU-SILC data collection

**Series' differences:** No changes

### VALUES AND FORMAT

1	Male
2	Female

### FLAGS

1	Main source is survey or interview
2	Main source is administrative data
3	Imputed
4	It is not possible to establish a main source
-1	Missing

### DESCRIPTION

Sex is the combination of biological and physiological characteristics that define a person to be either male or female. In cases where the biological sex of a person is not known, the information may be replaced by either the information from administrative data or the self-declared sex (survey data).

The quality reporting related to the variable 'sex' should contain information on the number of records where the sex is imputed.

*This variable is supposed to collect only during the first wave but be transmitted annually. In case of change the information transmitted should be updated.*

Depending on the data collection mode or information being available from administrative sources it might not be necessary to collect this information from respondents directly.

The proposed question is the following: "What is your sex?"

## RB100: SAMPLE PERSON OR CO-RESIDENT

**Topic and detailed topic:** Technical items / Identification

**Variable type:** Annual

**Unit:** All current household members (of any age) and former household members

**Reference period:** Constant

**Mode of collection:** Frame or interviewer

**In use (period):** Yes, since 2005, in 2021

**Series' differences:** 2021 (reference period changed to constant and age limit is increased to 16 years)

### VALUES AND FORMAT

- |   |               |
|---|---------------|
| 1 | Sample person |
| 2 | Co-resident   |

### FLAGS

- |    |         |
|----|---------|
| 1  | Filled  |
| -1 | Missing |

### DESCRIPTION

**Sample persons:** means a member of the private household in the initial sample who is at least 16 years old at the end of the income reference period.

**Initial sample:** Refers to the sample of households or persons at the time it is selected for inclusion in EU-SILC.

**Age limit used to define sample persons:** In the case of a four-year panel, this age limit shall not be 16 year or higher at the end of the income reference period. In countries with a four-year panel using a sample of addresses or of households, all household members aged 16 and over in the initial sample shall be sample persons.

In countries with a four-year panel using a sample of persons, this shall involve the selection of at least one such person per household. For an initial sample of persons, the term applies only to the individuals selected (normally one per sample household).

**Co-residents or non-sample persons** means a current household member other than a sample person. Sample household means a private household containing at least one sample person.

### Implementation

For countries selecting a sample of households (addresses) and using the Eurostat integrated design, each sub-sample will be a panel and it will be followed over the course of four years.

In the first wave of each four-year panel, all household members aged 16 and over will be a **sample person**. Household members aged less than 16 will be **co-residents**.

In the second wave and so forth, the co-residents will be those household members that are aged less than 16 (at the moment of the sample selection) plus household members who joined a sample household after the first wave.

## RB110: MEMBERSHIP STATUS

**Topic and detailed topic:** Person and household characteristics / Demography

**Variable type:** Annual

**Unit:** All current household members (of any age) and former household members

**Reference period:** Current

**Mode of collection:** Household respondent or registers

**In use (period):** Yes, since 2005

**Series' differences:** Yes 2015 and 2021 (small changes for early and regular transmission, 2015 and in 2021 the modality 7 deleted)

### VALUES AND FORMAT

#### For current household members:

- 1 Was in this household in previous waves or current household member
- 2 Moved into this household from another sample household since previous wave
- 3 Moved into this household from outside sample since previous wave
- 4 Newly born into this household since last wave

#### Not current household members

- 5 Moved out since previous wave or last interview if not contacted in previous wave
- 6 Died
- 8 Person who is observation unit of ad-hoc subject module and who lives outside of the household but has a relatives in the household

### FLAGS

- |    |         |
|----|---------|
| 1  | Filled  |
| -1 | Missing |

### DESCRIPTION

#### First year that the initial household is included in the survey

- 1 For current household members

#### Following years

- 1 For current household members that were household members in previous waves.
- 2 For current household members that were not household members of this household in previous waves but who moved into this household from another sample household since the previous wave.
- 3 For current household members that were not household members of this household in previous waves but who have moved into this household from outside the sample since the previous wave.
- 4 For those newly born into this household since previous wave.
- 5 Not current household members that were household members of this household in previous waves but have moved out since previous wave or last interview if not contacted in previous wave.
- 6 Those who were household members in previous waves and who have died since previous wave or last interview if not contacted in previous wave.

Where a person regularly lives in more than one dwelling, the dwelling where that person spends the greater part of the year shall be taken to be his or her place of usual residence, regardless of whether it is located elsewhere within the country or abroad.

Initial household means a sample household which has undergone a household split and where any sample person who lived in that household at the time of wave x still lives at the same address at the time of wave x+1. If more than one sample person lived in the household at the time of the wave x and still live in that address at the time of the wave x+1 but in different households, the initial household is the household of the sample person still living at the initial address who has the lowest person number referred to in Annex III. If at the time of wave x+1 no sample person lives at the address of wave x, then the household of the sample person who had the lowest person number at the time of wave x is the initial household. If this person is no longer alive or no longer living in a private household within the national territory of the target population, the initial household is the household of the sample person with the next lowest person number. For *the* selected respondent model 'initial household' means the household of the selected respondent;

Sample persons who are temporarily away from the household but who are still considered members of the household shall be covered by the survey in that household.

Persons who have not registered by mistake at the moment of data collection will be coded as '3'.

## RB120: LOCATION WHERE THE PERSON MOVED

**Topic and detailed topic:** Person and household characteristics / Demography

**Variable type:** Tracing rules/Annual

**Unit:** Former household members

**Reference period:** Current

**Mode of collection:** Household respondent or registers

**In use (period):** Yes, since 2005

**Series' differences:** No changes

### VALUES AND FORMAT

1	To a private household in the country
2	To a collective household or institution in the country
3	Abroad
4	Lost

### FLAGS

1	Main source is survey or interview
2	Main source is administrative data
3	Imputed
4	It is not possible to establish a main source
-1	Missing
-2	Not applicable (RB110 not equal 5)

### DESCRIPTION

Respondents who moved to a different private household in the country should be followed and interviews in the following waves of the survey.

Respondents who are coded 2, 3 or 4 are not within the survey scope and should not be followed and interviewed in the next wave.



## RB200: RESIDENTIAL STATUS

**Topic and detailed topic:** Person and household characteristics / Household composition

**Variable type:** Annual

**Unit:** All current household members (of any age)

**Reference period:** Current

**Mode of collection:** Household respondent or registers

**In use (period):** Yes, since the first year of EU-SILC data collection

**Series' differences:** No changes

### VALUES AND FORMAT

1	Currently living in the household
2	Temporarily absent

### FLAGS

1	Collected via survey/interview
2	Collected from administrative data
3	Imputed
4	Not possible to establish a main source
-1	Missing

### DESCRIPTION

All people who are usually resident, irrespective of whether or not they are related to other members of the private household, shall be considered to be members of a multi-person private household if they share household income or household expenses with other household members. Flatmates or housemates occupying a housing unit on a house-sharing basis and sharing only house-related expenses, but not sharing household income, shall not be considered a part of a multi-person private household occupying this housing unit, even if they share some other subsidiary household expenses.

**Currently living in the household:** A household member is currently living in the household

**Temporarily absent:** A household member is temporarily absent because he/she is:

- In hospital/nursing home
- In full-time educational institute
- Military service or equivalent
- Other institution (prison etc.)
- Working out of town
- On travel
- Other reasons

Particular cases in application of the concept of usual residence is defined in Article 4, Commission implementing regulation 2019/2181.

## RB211: MAIN ACTIVITY STATUS (SELF-DEFINED)

**Topic and detailed topic:** Labour market participation / Main activity status (self-defined)

**Variable type:** Core Variable/Annual

**Unit:** All current household members (of any age)

**Reference period:** Current

**Mode of collection:** Household respondent or registers

**In use (period):** Yes, since the first year of EU-SILC data collection

**Series' differences:** Yes, in 2009 and in 2021 the name was changed from RB210 to RB211 and modalities changed

### VALUES AND FORMAT

1. Employed
2. Unemployed
3. Retired
4. Unable to work due to long-standing health problems
5. Student, pupil
6. Fulfilling domestic tasks
7. Compulsory military or civilian service
8. Other

### FLAGS

- |    |  |
|----|--|
| 1  | Collected via survey/interview           |
| 2  | Collected from administrative data       |
| 3  | Imputed                                  |
| 4  | Not possible to establish a main source  |
| -1 | Missing                                  |
| -7 | Not applicable (RB010 not equal to 2021) |

### DESCRIPTION

The variable refers to a person's own perception of his or her current main activity status. Self-perception means the variable shall capture how people perceive themselves, not how they meet certain objective criteria. When more than one status applies to the person, the respondent should select the category that best describes his/her situation. No criteria for that are specified but it could be determined by the status/activity with the most time spent.

The main status refers to the current situation (situation at the moment of the data collection/interview).

Registers as a source of information could be used in exceptional cases.

In cases where respondents cannot choose one category, as several categories apply to them, the interviewer can provide some clarification. However, it should not be indicated, which category should be chosen, should not be given.

For example:

- Respondents can consider themselves being *employed* irrespective of their official labour market status, working time or kind of income from employment. Respondents helping in the family business, even if it is unpaid, can consider themselves as employed. Opposite can occur when a persons who chooses another main activity status can also be in employment. For instance, people who regard themselves as full-time students or mainly fulfilling domestic tasks can have a job.

- Respondents can see themselves as being *unemployed* irrespective of an official status or a registration with the public unemployment office. Unemployed persons can also have part-time or ad hoc jobs while seeking for a full-time job.
- Respondents who are in various forms of vocational education or training that (partly) takes place at the work site can consider themselves as being in employment. This also applies to apprentices, as well as paid trainees or interns, who can consider themselves as being in employment, while persons having an unpaid work-based training may assign themselves to the category *student, pupil*.
- Respondents who mainly perceive themselves as a *housewife or househusband* can choose the category 'fulfilling domestic tasks' even if they also have a job, receive a pension or are retired. The category 'fulfilling domestic tasks' includes all activities needed to run a private household including the raising of children.
- Respondents can consider themselves as *retired* if they receive a pension or if they have finally stopped working or given up their business because of their age or age related health condition. Still, they could work e.g. in a minor job. Persons in early retirement that is not connected to health issues can also choose this category.
- Persons can consider themselves unable to work due to long-standing health problems if they are unable to work due to health reasons or disabilities for a longer, undetermined or permanent time or/and unfit to work. The response is given based on self-assessment and is independent from the benefit they receive.
- Persons who cannot choose one of the presented activity status categories can select the category 'other'. These can be e.g. volunteers or mainly inactive persons. Also these persons could e.g. have a job or fulfil domestic tasks.
- Respondents on maternity or parental leave can consider themselves either as employed or as fulfilling domestic tasks.

The category 'compulsory military or civilian service' may not apply in all countries and in this case it can be omitted. The category 'other' should only be offered to the respondent if he/she cannot choose one of the earlier categories.

The categorisation is solely self-defined and may not be changed due to plausibility checks or for any other reason (corrections/imputations) except by retrieving it again from the respondent.

In 2021, the variable identifier was changed from RB210 to RB211 as the answer categories have been harmonised with standardised social variables.

## RB220: FATHER ID

**Topic and detailed topic:** Person and household characteristics / Demography

**Variable type:** Annual

**Unit:** All current household members (of any age)

**Reference period:** Current

**Mode of collection:** Derived

**In use (period):** Yes, first year of EU-SILC data collection

**Series' differences:** No changes

### VALUES AND FORMAT

*ID number*

### FLAGS

- 1 Filled
- 1 Missing
- 2 Not applicable (father is not a household member)

### DESCRIPTION

This variable is to be derived from the Household grid and Personal ID.

RB220 includes step/adoptive/foster fathers. The person needs to be considered a parent from legal perspective.

In the case of same-sex couples, the notion of father and mother can be replaced by parent 1 and parent 2 (in such situations a data checking error will be listed and it should be ignored).

It corresponds with the RB030 generated as:

**Personal ID** = Household ID + personal number (two digits).

## RB230: MOTHER ID

**Topic and detailed topic:** Person and household characteristics / Demography

**Variable type:** Annual

**Unit:** All current household members (of any age)

**Reference period:** Current

**Mode of collection:** Derived

**In use (period):** Yes, first year of EU-SILC data collection

**Series' differences:** No changes

### VALUES AND FORMAT

*ID number*

#### FLAGS

- 1 Filled
- 1 Missing
- 2 Not applicable (mother is not a household member)

### DESCRIPTION

This variable is to be derived from the Household grid and Personal ID.

RB230 includes step/adoptive/foster mothers. The person needs to be considered a parent from legal perspective.

In the case of same-sex couples, the notion of father and mother can be replaced by parent 1 and parent 2 (in such situations a data checking error will be listed and it should be ignored).

It corresponds with the RB030 generated as:

**Personal ID** = Household ID + personal number (two digits).

## RB240: SPOUSE/PARTNER ID

**Topic and detailed topic:** Person and household characteristics / Demography

**Variable type:** Annual

**Unit:** All current household members (of any age)

**Reference period:** Current

**Mode of collection:** Derived

**In use (period):** Yes, since the first year of EU-SILC data collection

**Series' differences:** No changes

### VALUES AND FORMAT

*ID number*

#### FLAGS

- |    |   |
|----|---|
| 1  | Filled  |
| .1 | Missing   |
| .2 | Not applicable (Have no spouse/partner or spouse/partner is not a household member) |

### DESCRIPTION

This information should be derived from the household grid and personal id.

Description includes married people and partners in a consensual union (with or without a legal basis). In such cases when a spouse or partner is not a household member than the respective flag for the variable RB240 should be filled as '-2'.

## RB245: RESPONDENT STATUS

**Topic and detailed topic:** Person and household characteristics / Demography

**Variable type:** Annual

**Unit:** All current household members (of any age)

**Reference period:** Current

**Mode of collection:** Derived

**In use (period):** Yes, since the first year of EU-SILC data collection

**Series' differences:** Yes changed from collected to derived in 2021

### VALUES AND FORMAT

**All household members aged 16 and over are interviewed**

1 *Current household member aged 16 and over*

**Only selected household member aged 16 and over is interviewed**

2 Selected respondent

3 Non-selected respondent

**Household members aged less than 16 at the end of the income reference period**

4 *Ineligible person*

### FLAGS

1 Filled

### DESCRIPTION

For countries using a sample of households or addresses, only values '1' and '4' are applicable.

For countries using a sample of persons (selected respondent), only the values 2, 3 and 4 are applicable.

The age refers to the age at the end of the income reference period.

## RB250: DATA STATUS

**Topic and detailed topic:** Technical items / Interview characteristics

**Variable type:** Annual

**Unit:** All current household members (of any age)

**Reference period:** Current

**Mode of collection:** Interviewer

**In use (period):** Yes, since the first year of EU-SILC data collection

**Series' differences:** No changes

### VALUES AND FORMAT

#### Information or interview completed:

- 11 Information completed only from interview
- 12 Information completed only from registers
- 13 Information completed from both: interview and registers
- 14 Information completed from full-record imputation

#### Interview not completed, though contact made:

- 21 Individual unable to respond (illness, incapacity, etc.) and no proxy possible
- 22 Failed to return self-completed questionnaire
- 23 Refusal to co-operate

#### Individual not contacted because:

- 31 Person temporarily away and no proxy possible
- 32 No contact for other reasons

#### Information or interview not completed:

- 33 Information not completed: reason unknown

### FLAGS

- 1 Filled
- 2 Not applicable (RB245 not equal to 1, 2 or 3)

### DESCRIPTION

–



## RB280: COUNTRY OF BIRTH

**Topic and detailed topic:** Person and household characteristics / Citizenship and migrant background

**Variable type:** Core Variable/ First wave /Annual

**Unit:** All current household members (of any age)

**Reference period:** Constant

**Mode of collection:** Household respondent or registers

**In use (period):** New, from 2021

**Series' differences:** New from 2021 (moved from P-file to R-file, used instead of PB210 previously used)

### VALUES AND FORMAT

<i>SCL GEO code</i>	<i>Country of birth ()</i>
<i>FOR</i>	<i>Foreign-born but country of birth unknown</i>

The list of countries is defined according to the Eurostat Standard Code list (SCL) GEO which is largely based on the International Organization for Standardization (ISO) 3166 country codes (3166-1 alpha-2). The SCL GEO is available here:

[http://ec.europa.eu/eurostat/ramon/nomenclatures/index.cfm?TargetUrl=LST\\_NOM\\_DTL&StrNom=CL\\_GEO&StrLanguageCode=EN&IntPcKey=&StrLayoutCode=HIERARCHIC](http://ec.europa.eu/eurostat/ramon/nomenclatures/index.cfm?TargetUrl=LST_NOM_DTL&StrNom=CL_GEO&StrLanguageCode=EN&IntPcKey=&StrLayoutCode=HIERARCHIC)

The category 'not applicable' is to be used to count statistical units which are part of the population of the data source but for which it systematically does not report any information on that variable (e.g. persons below a certain age).

### FLAGS

1	Collected via survey/interview
2	Collected from administrative data
3	Imputed
4	Not possible to establish a main source
-1	Missing
-7	Not applicable (RB010 not equal to 2021)

### DESCRIPTION

The variable is part of standardised list of social variables. The country of birth of an individual is defined as the country of usual residence (in its current boundaries) of the individual's mother at the time of delivery.

Information on the country of birth is used to distinguish between native-born (born in the reporting country) and foreign-born (born in a country other than the reporting country) residents.

Information on the country of birth should be obtained according to the current national boundaries and not according to the boundaries in place at the time of birth.

More detailed information on the locality could be required if the boundaries of a country have changed. When data are collected by interview, the respondent can be asked additional questions. When data are derived from administrative registers, it is more difficult to ensure that the definition is followed. If detailed information on the mother's place of usual residence exists in the register, the country of birth should be re-coded so that it is coded according to the current national borders.

Particular care is needed in cases where national boundaries have changed and/or where previously existing countries have split to form two or more new countries. As noted in the [UNECE 2020](#) census recommendations (par. 651), a person should not be regarded as foreign-born (i.e. recorded as born in a country other than the

reporting country) simply because the national boundaries of the country of birth have changed. The following important exception to the general rule of considering the current borders might exist: a person whose mother's place of usual residence was, at the time of his/her birth, part of the person's actual country of origin (e.g. as indicated by his/her citizenship or current place of usual residence) but is not any more due to changed borders. In this case the country of birth can exceptionally be enumerated at the boundaries at the time of birth.

The country of birth of a person, who was born during the mother's short-term visit to a country other than her country of usual residence, should be the country where the mother had her place of usual residence. Only if information on the place of usual residence of the mother at the time of the birth is not available, the place where the birth took place should be reported.

### **Suggested question**

In case the information is available from administrative sources it might not be necessary to ask the respondents directly. When this information needs to be asked to the respondents the recommended question is:

*"In which country were you born?"*

In situations (e.g. specific countries or regions) where this question may not capture appropriately the information on the place of usual residence of the individual's mother at the time of delivery, the following question should be asked:

*"Which was the country of usual residence of your mother at the time when you were born?"*

*This variable is supposed to collect only the first wave and for co-residents and to be reported annually.*

## RB285: DURATION OF STAY IN THE COUNTRY OF RESIDENCE IN COMPLETED YEARS

**Topic and detailed topic:** Person and household characteristics / Duration of stay in the country

**Variable type:** Annual

**Unit:** All current household members (of any age)

**Reference period:** Current

**Mode of collection:** Household respondent or registers

**In use (period):** New, from 2021

**Series' differences:** No changes

### VALUES AND FORMAT

Years      Number of years in this country (since last establishing the place of usual residence in this country)

### FLAGS

- 1      Collected via survey/interview
- 2      Collected from administrative data
- 3      Imputed
- 4      Not possible to establish a main source
- 1     Missing
- 2     Not applicable (born in this country and never lived abroad for a period of at least 1 year)
- 7     Not applicable (RB010 not equal to 2021)

### DESCRIPTION

The variable describes the interval of time since the point in time when a person most recently established his/her usual residence in the reporting country, expressed in completed years.

The category 'number of years in this country (since last establishing the place of usual residence in this country)' are integer numbers describing the time span between the point in time when a person most recently established his/her usual residence and the reference date, in completed years.

The time span includes the lower limit and excludes the upper limit. For example, a person who has arrived on 1<sup>st</sup> of March 2011 shall be classified in the category '3 years' if interviewed in February 2015 but in the category '4 years' if interviewed in March 2015.

The flag '-2-born in this country and never lived abroad for a period of at least 1 year' covers those persons who are native-born, i.e. born in the reporting country (see variable 'country of birth'), and have never had their usual residence in a country other than the reporting country for at least 1 year.

The duration of stay refers to the current situation for the individual, i.e. the situation existing on the reference date. The reference date is specific to each social micro-data collection (see the implementation guidelines for variable 'age in completed years').

Information on the person's 'country of birth' (i.e. whether the person is native- or foreign-born) needs to be known prior to the collection of information for the variable 'duration of stay in the country of residence in completed years', as different questions need to be asked for the native-born and for the foreign-born. If the information on

the 'country of birth' is not available (i.e. 'not stated'), the same questions as for the 'native-born' should be asked.

The 'duration of stay in the country of residence in completed years' refers to the most recent arrival in the country of residence, that is, when the person last established his or her usual residence in the country, and not the year of first arrival in this country (i.e. the 'duration of stay in the country of residence in completed years' does not provide information on interrupted stays). In case of an interruption in the period of residence, the starting point should be the end of this interruption only if the length of this interruption was at least one year.

### **Suggested question**

Different questions need to be asked depending on whether a person was born in the country or not.

For native-born persons the following questions are recommended:

*Did you ever live [have your usual residence] abroad for a period of at least 1 year? y/n*

*If yes: Considering the date you last arrived in this country (established your usual residence in this country) – for how many years have you lived in this country since then? [please consider whole/completed years only]*

For foreign-born persons the following question is recommended:

*Considering the date you last arrived in this country (established your usual residence in this country) – for how many years have you lived in this country since then? [please consider whole/completed years only]*

Alternatively, the following question may be used:

*In which date [year and month] did you last arrived in this country (established your usual residence in this country)? [It is recommended to ask also for the month so that the calculation of the duration of stay can be more precise].*

It is to be noted that, regardless of the question used, information on the duration of stay in the country of residence should be transmitted to Eurostat in completed years.

Also, this variable is supposed to be collected only in the first wave and for new co-residents and should be reported annually.

## RB290: COUNTRY OF MAIN CITIZENSHIP

**Topic and detailed topic:** Person and household characteristics / Citizenship and migrant background

**Variable type:** Core Variable/First wave/Annual

**Unit:** All current household member aged (of any age)

**Reference period:** Current

**Mode of collection:** Household respondent or registers

**In use (period):** New, from 2021

**Series' differences:** New from 2021 (moved from P-file to R-file, used instead of PB220A previously used)

### VALUES AND FORMAT

SCL GEO code	Country of the main citizenship
STL	Stateless
FOR	Foreign-born but country of birth unknown

### FLAGS

1	Collected via survey/interview
2	Collected from administrative data
3	Imputed
4	Not possible to establish a main source
-1	Missing
-7	Not applicable (RB010 not equal to 2021)

### DESCRIPTION

The variable reports on the country of the person's main citizenship. Citizenship is defined as the particular legal bond between the individual and his/her State acquired by birth or naturalisation, whether by declaration, choice, option, marriage or other means according to the national legislation. It generally corresponds to the country that issues the passport.

A person with two or more citizenships shall be allocated to only one country of citizenship, to be determined in the following order of precedence:

1. If one of the person's citizenship is the reporting country, it shall be recorded as the country of main citizenship;
2. If the person does not have the citizenship of the reporting country but one of another Member State, it shall be the recorded as the person's main citizenship.
3. If the person does not have the citizenship of the reporting country but multiple citizenships of other countries, the person may choose which of his/her EU citizenships is to be recorded;
4. If the person does not have the citizenship of any Member State, the person may choose which of his/her citizenships is to be recorded.

In other cases (e.g. dual citizenship where both countries are within the EU but neither is the reporting country) the person may choose which country of citizenship is to be recorded.

If the information on the person's country of citizenship is not available (e.g. in case the information is obtained from administrative sources), the reporting country may determine which country of citizenship is to be allocated.

Information on the country of main citizenship is used to distinguish between national citizens (individuals having the citizenship of the reporting country), non-national citizens (individuals having the citizenship of a country other than the reporting country) and stateless persons. Citizenship shall refer to the current (at the time of the interview) national boundaries and not the boundaries at the time of the reference period. To apply this definition, information only on citizenship may be insufficient. More detailed information on the current country is needed if the boundaries of the have been changed. In the case of citizenships that no longer exist, the present-day borders

of the country should be used.

The list of countries is defined according to the Eurostat Standard Code list (SCL) GEO which is largely based on the International Organization for Standardization (ISO) 3166 country codes (3166-1 alpha-2).

The SCL GEO is available here:

[https://ec.europa.eu/eurostat/ramon/nomenclatures/index.cfm?TargetUrl=LST\\_NOM\\_DTL&StrNom=CL\\_GEO&StrLanguageCode=EN&IntPcKey=45690330&StrLayoutCode=HIERARCHIC](https://ec.europa.eu/eurostat/ramon/nomenclatures/index.cfm?TargetUrl=LST_NOM_DTL&StrNom=CL_GEO&StrLanguageCode=EN&IntPcKey=45690330&StrLayoutCode=HIERARCHIC)

The category 'stateless' corresponds to a person without recognized citizenship of a state.

The flag '-1' will be used to count statistical units which are part of the population of the data source but for which it systematically does not report any information on that variable.

Information on the country of main citizenship should be obtained in accordance with the current administrative status/legal situation of the individual.

The category 'country of main citizenship (SCL GEO code)' may also be used for the transmission of information on 'recognised non-citizens'. A recognized-non citizen is a person who is not a citizen of the reporting country nor of any other country, but who has established links to that country which include some but not all rights and obligations of full citizenship. A majority of these persons were citizens of the former Soviet Union living in the Baltic States who are permanently resident in these countries but have not acquired any other citizenship. Recognised non-citizens are not included in the number of European Union (EU) citizens.

In case the information is available from administrative sources it might not be necessary to ask the respondents directly. When this information needs to be asked to the respondents the recommended question is:

*"What is your citizenship?"*

*This variable is supposed to collect only in the first wave and for co-residents and to be reported annually.*

## RL010: EDUCATION AT PRE-SCHOOL

**Topic and detailed topic:** Participation in education and training / Participation in formal education activities (current)

**Variable type:** Annual

**Unit:** All current household members not over 12 years old (age at the date of interview)

**Reference period:** A typical week

**Mode of collection:** Household respondents or registers

**In use (period):** Yes, since the first year of EU-SILC data collection

**Series' differences:** No changes

### VALUES AND FORMAT

0–99            Number of hours of education during a typical week

### FLAGS

1	Collected via survey/interview
2	Collected from administrative data
3	Imputed
4	Not possible to establish a source
-1	Missing
-2	Not applicable (person is not admitted to pre-school because of his or her age, is at compulsory school, or is more than 12 years old); (RL010>0 and RL020>0) is not possible.

### DESCRIPTION

**Education at pre-school:** Pre-school or equivalent (e.g. kindergarten, nursery school ...). The educational classification to be used is ISCED Level 0. Special pre-schools or equivalents for children who have special needs (handicapped,...) shall be included in as far as they are considered as pre-school (level 0). If they are not, they shall not be reported here (reported for example in RL040 for day-care centre).

The meals at (pre-)school shall be included in the number of hours for the usual days the child eats at (pre-)school. If more than 99 hours, the code 99 should be used. The hours shall be rounded to the nearest hour. If the child spends per week in the pre-school or equivalent less than one hour, then one hour is coded.

**Children stay over at pre-school during the lunch time:** If during the lunch time, children are usually cared for by their parent at the school place (or elsewhere), these hours are not counted in the variables of childcare since their parents are present.

If during lunch time they are usually cared for by other parents at the school place (or elsewhere), these should be classified in RL060 (if parents have not paid for this help).

If during lunch time they are usually cared for by somebody belonging to the school organisation (e.g. canteen), the hours are classified in RL010/RL020.

If during lunch time they are usually cared for by a nanny, grandmother,..., they should be classified in the other variables (RL040-050-060) depending on who is the usual carer.

**School transportation:** The time spent on "school transportation" should be included in RL010/RL020 if someone belonging to the school organisation is taking care of the children during school transportation. If children are usually cared for by a nanny, grandmother,..., during "school transportation" they should be classified in the other variables (RL040-050-060) depending on the usual carer.

Suggested question:

*During a usual week how many hours does your child spend in pre-school (or equivalent to a pre-primary service such as Kindergarten or Nursery School)?*

## RL020: EDUCATION AT COMPULSORY SCHOOL

**Topic and detailed topic:** Participation in education and training / Participation in formal education activities (current)

**Variable type:** Annual

**Unit:** All current household members not over 12 years old (age at the date of interview)

**Reference period:** A typical week

**Mode of collection:** Household respondents or registers

**In use (period):** Yes, since the first year of EU-SILC data collection

**Series' differences:** No changes

### VALUES AND FORMAT

0–99 Number of hours of education during a typical week

### FLAGS

1	Collected via survey/interview
2	Collected from administrative data
3	Imputed
4	Not possible to establish a source
-1	Missing
-2	Not applicable (person is not admitted to compulsory school because of his or her age, or is more than 12 years); (RL010>0 and RL020>0) is not possible.

### DESCRIPTION

**Education at compulsory school:** “Compulsory” school shall be understood as a mean to separate school from pre-school, but all the school hours must be included; primary and eventually secondary schools shall be included (children up to 12 years old at the day of interview).

The meals at (pre-)school shall be included in the number of hours for the usual days the child eats at (pre-)school. If more than 99 hours, the code used is 99. The hours shall be rounded to the nearest hour. If the child spends per week in the compulsory school less than one hour, then one hour should be recorded.

**Children stay over at primary school during the lunch time:** If during the lunch time, children are usually cared for by their mother or father at the school place (or elsewhere), these hours are not counted in the variables of childcare since their parents are present.

If during lunch time they are usually cared for by other parents at the school place (or elsewhere), these should be classified in RL060 (if parents not paid). If during lunch time they are usually cared for by somebody belonging to the school organisation (e.g. canteen), the hours are classified in RL010/RL020. If during lunch time they are usually cared for by a nanny, grandmother, ..., they should be classified in the other variables (RL040-050-060) depending on the usual carer.

**School transportation:** The time spent on “school transportation” should be included in RL010/RL020 if someone belonging to the school organisation is taking care of the children during school transportation. If children are usually cared for by a nanny, grandmother, ..., during “school transportation” they should be classified in the other variables (RL040-050-060) depending on the usual carer.

Suggested question:

*During a usual week how many hours does your child spend in compulsory school (primary or secondary school)?*



## RL030: CHILDCARE AT CENTRE-BASED SERVICES [OUTSIDE SCHOOL HOURS (BEFORE/AFTER)]

**Topic and detailed topic:** Living conditions, including material deprivation, housing, living environment, access to services / Childcare

**Variable type:** Annual

**Unit:** All current household members not over 12 years old (age at the date of interview)

**Reference period:** A typical week

**Mode of collection:** Household respondent or registers

**In use (period):** Yes, since the first year of EU-SILC data collection

**Series' differences:** No changes

### VALUES AND FORMAT

0–99                      Number of hours of education during a typical week

### FLAGS

1	Collected via survey/interview
2	Collected from administrative data
3	Imputed
4	Not possible to establish a source
-1	Missing
-2	Not applicable (person is neither at pre-school nor at school or is more than 12 years old)

### DESCRIPTION

This variable concerns only those children who are at pre-school or at school in the childcare reference period (RL010>0 or RL020>0).

Centre-based services outside (pre-)school hours: only the hours of care before and after school should be reported. For example, a school-going child who does not go to school on Wednesday and who is cared for by a day-care centre: these hours of care shall be reported in RL040.

The services may be on the school premises or elsewhere.

Cultural and sporting activities outside school (here after school hours) such as a club, music lessons, etc. shall not be included as far as they are not used as a childcare service but rather for the child's leisure.

The hours shall be rounded to the nearest hour. If less than one hour, then one hour is coded. For children attending school in the morning and a centre in the afternoon, the hours in the centre are coded as RL030 (before/after school for school going children).

Suggested question:

*During a usual week how many hours does your child spend at a centre - based child service outside school hours (before and/or after school even if it is at the school)?*

## RL040: CHILDCARE AT DAY-CARE CENTRE

**Topic and detailed topic:** Living conditions, including material deprivation, housing, living environment, access to services / Childcare

**Variable type:** Annual

**Unit:** All current household members not over 12 years old (age at the date of interview)

**Reference period:** A typical week

**Mode of collection:** Household respondent or registers

**In use (period):** Yes, since the first year of EU-SILC data collection

**Series' differences:** No changes

### VALUES AND FORMAT

0–99 Number of hours of education during a typical week

### FLAGS

1	Collected via survey/interview
2	Collected from administrative data
3	Imputed
4	Not possible to establish a source
-1	Missing
-2	Not applicable (person is more than 12 years old)

### DESCRIPTION

**RL040** includes all kind of care organised/controlled by a structure (public, private). This means that the parents and the carer are not the only persons involved in the care, that there are no direct arrangements between the carer and the parents in the sense that there is an organised structure between them (which is often the carer's employers). For example, a centred-base day care, organised family day care, a crèche, .... The place of the care can be a centre or the carer's home (e.g. organised family care).

This should also include the qualified childminders organised and controlled by a structure, even if they are directly paid by the parents, like the 'assistante maternelle' in France.

These kinds of care are often delivered within the social welfare system especially for children under the age of three. RL040 corresponds to the care for children too young to be at school (or at pre-school) but also for children attending school (pre-school) and cared for a day per week when school is closed.

The care can be full time or part time, even for few hours.

Cultural and sporting activities (such as a club) shall not be included in as far as they are not used as a childcare service but instead for the child's leisure.

Special day-care for children with special needs is included.

Suggested question:

*During a usual week how many hours does your child spend at a day-care centre (text. a crèche)?*

## RL050: CHILDCARE BY A PROFESSIONAL CHILD-MINDER AT CHILD'S HOME OR AT CHILD-MINDER'S HOME

**Topic and detailed topic:** Living conditions, including material deprivation, housing, living environment, access to services / Childcare

**Variable type:** Annual

**Unit:** All current household members not over 12 years old (age at the date of interview)

**Reference period:** A typical week

**Mode of collection:** Household respondent

**In use (period):** Yes, since the first year of EU-SILC data collection

**Series' differences:** No changes

### VALUES AND FORMAT

0–99 Number of hours of education during a typical week

### FLAGS

1	Filled
-1	Missing
-2	Not applicable (person is more than 12 years old)

### DESCRIPTION

In **RL050** there are direct arrangements between the carer and the parents; there is no structure which organises or controls the care. Parents are often employers, pay the carer directly, but furthermore there are no controls over the qualification of the childminder by an organised structure. "Professional" childminder shall be understood as a person for whom looking after the child represents a job of work or paid activity. The term "professional" does not content a notion of qualification or of quality of the care.

Babysitters and "au pairs" are also included here.

The care can be at the child's home or at the childminder's home.

**RL060:** RL060 refers to unpaid care (free or informal arrangements such as exchange of services).

**Difference between RL050 and RL060:** RL050 globally refers to paid care (with rare exceptions; e.g. "au pairs" are not always paid with money but paid in kind, if the parents receive benefits which cover the amount of the care, the care is considered here as a paid care) whereas RL060 refers to unpaid care (free or exchange of services).

Example: if a neighbour or a friend is the carer and if he is paid for that, then the number of hours of care shall be reported in RL050.

The care can be at the child's home or at the relative, friend or neighbour's home.

Children up to 12 years old at the day of interview.

If more than 99 hours, the code used is 99. The hours shall be rounded to the nearest hour. If the child spends less than one hour in childcare, then one hour should be recorded.

**Children stay over at pre-school and primary school during the lunch time:** If during the lunch time, children are usually cared for by their mother or father at the school place (or elsewhere), these hours are not counted in the variables of childcare since their parents are present.

If during lunch time they are usually cared for by other parents at the school place (or elsewhere), these should be classified in RL060 (if parents not paid).

If during lunch time they are usually cared for by somebody belonging to the school organisation (e.g. canteen), the hours are classified in RL010/RL020.

If during lunch time they are usually cared for by a nanny, grandmother, ..., they should be classified in the other



variables (RL040-050-060) depending on the usual carer.

**School transportation:** The time spent on “school transportation” should be included in RL010/RL020 if someone belonging to the school organisation is taking care of the children during school transportation.

If children are usually cared for by a nanny, grandmother,..., during “school transportation” they should be classified in the other variables (RL040-050-060) depending on the usual carer.

Suggested question:

*During a usual week how many hours is your child cared for by a paid child-minder/baby-sitter/friends or relatives (can be at your or at the child-minder's home)?*

## RL060: CHILDCARE BY GRAND-PARENTS, HOUSEHOLD MEMBERS OTHER THAN PARENTS, OTHER RELATIVES, FRIENDS OR NEIGHBOURS

**Topic and detailed topic:** Living conditions, including material deprivation, housing, living environment, access to services / Childcare

**Variable type:** Annual

**Unit:** All current household members not over 12 years old (age at the date of interview)

**Reference period:** A typical week

**Mode of collection:** Household respondent

**In use (period):** Yes, since the first year of EU-SILC data collection

**Series' differences:** No changes

### VALUES AND FORMAT

0–99 Number of hours of education during a typical week

### FLAGS

1	Filled
-1	Missing
-2	Not applicable (person is more than 12 years old)

### DESCRIPTION

**RL060:** RL060 refers to unpaid care (free or informal arrangements such as exchange of services).

In **RL050** there are direct arrangements between the carer and the parents; there is no structure which organises or controls the care. Parents are often employers, pay the carer directly, but furthermore there are no controls over the qualification of the childminder by an organised structure. "Professional" childminder shall be understood as a person for whom looking after the child represents a job of work or paid activity. The term "professional" does not content a notion of qualification or of quality of the care.

Babysitters and "au pairs" are also included here.

The care can be at the child's home or at the childminder's home.

**Difference between RL050 and RL060:** RL050 globally refers to paid care (with rare exceptions; e.g. "au pairs" are not always paid with money but paid in kind, if the parents receive benefits which cover the amount of the care, the care is considered here as a paid care) whereas RL060 refers to unpaid care (free or exchange of services).

Example: if a neighbour or a friend is the carer and if he is paid for that, then the number of hours of care shall be reported in RL050.

The care can be at the child's home or at the relative, friend or neighbour's home.

Children up to 12 years old at the day of interview.

If more than 99 hours, the code used is 99. The hours shall be rounded to the nearest hour. If the child spends less than one hour in childcare, then one hour should be coded.

**Children stay over at pre-school and primary school during the lunch time:** If during the lunch time, children are usually cared for by their mother or father at the school place (or elsewhere), these hours are not counted in the variables of childcare since their parents are present.

If during lunch time they are usually cared for by other parents at the school place (or elsewhere), these should be classified in RL060 (if parents not paid).

If during lunch time they are usually cared for by somebody belonging to the school organisation (e.g. canteen),

the hours are classified in RL010/RL020.

If during lunch time they are usually cared for by a nanny, grandmother,..., they should be classified in the other variables (RL040-050-060) depending on the usual carer.

**School transportation:** The time spent on “school transportation” should be included in RL010/RL020 if someone belonging to the school organisation is taking care of the children during school transportation.

If children are usually cared for by a nanny, grandmother,..., during “school transportation” they should be classified in the other variables (RL040-050-060) depending on the usual carer.

Suggested question:

*During a usual week how many hours is your child cared for by someone without a payment?*

## RL070: CHILDRENS' CROSS-SECTIONAL WEIGHT FOR CHILDCARE

**Topic and detailed topic:** Technical items / Weights

**Variable type:** Annual

**Unit:** All current household members not over 12 years old (age at the date of interview)

**Reference period:** Current

**Mode of collection:** Constructed

**In use (period):** Yes, since the first year of EU-SILC data collection

**Series' differences:** No changes

### VALUES AND FORMAT

0+ (format 2.5) Weight

### FLAGS

- 1 Filled
- 2 Not applicable (person aged more than 12 years old at the date of interview)
- 7 Not applicable (RB010 ≠ last year of operation)

### DESCRIPTION

In the EU-SILC, in addition to the four usual types of units involved which are "household", "household member", "household member 16+" and "selected respondent", "child" is another type of unit that needs to be considered for childcare data.

The personal cross-sectional weight (applicable to all household members, of all ages (target variable RB050) may be used for the childcare data. However, the calculation of this weight probably does not take into account external control age-distributions for children aged 12 and under. In order to ensure a correct distribution for children by age, it may be better to calculate specific cross-sectional weights for children<sup>50</sup>.

The proposal IS NOT to scale and calculate new weights for children taking into account non- response, household and individual variables, region, children ages...etc.

**The proposal is to adjust the distribution of children for each year of age.** This involves the adjustment of personal cross-sectional weights so as to make the distribution, according to age characteristics, of the children covered in the sample tally with the same information from a more reliable external source (age distribution of children aged 0 to 12 in private households).

$D_n$  = children aged n at the day of interview (n=0 to 12)<sup>51</sup>

Children's cross-sectional weight for  $D_n$  (n= 0 to 12):  $w_i = w'_i * N_n / N'_n$

$w'_i$  = personal cross-sectional weight for the child 'i'

$N'_n$  = sum of personal cross-sectional weights for children aged n at the day of interview in the database

$N_n$  = number of children in the demographic population aged n at the 31/12/N-1 (estimated from external source)

<sup>(50)</sup> This will also enlarge the possibilities for analysis of the detailed data on childcare (estimate total numbers of children cared for, global proportions among all children ...).

<sup>(51)</sup> Note for 0 year old: this includes children born in year N-1. Children born in year N are excluded (aged (-1) at the 31/12/N-1; difficult to take them into account to ensure comparable data between countries because of differences in the dates of the surveys in year N).



(children at the end of income reference period).

**Notes:**

The sum of children's cross-sectional weights will correspond to the estimation of the number of children in the population.

The sample size of children will be checked before childcare data are published.



**RG\_Z#: GRID**

**Topic and detailed topic:** Person and household characteristics / Household composition

**Variable type:** Annual

**Unit:** All current household members (of any age)

**Reference period:** Current

**Mode of collection:** Household respondent or registers

**In use (period):** 2019, from 2021 annually

**Series' differences:** No changes

**VALUES AND FORMAT**

- 10 Partner (low level)
- 11 Husband/wife/civil partner (high level)
- 12 Partner/cohabitee(high level)
- 20 Son/daughter (low level)
- 21 Natural/Adopted son/daughter (high level)
- 22 Step-son/step-daughter (high level)
- 30 Son-in-law/daughter-in-law (low; high level)
- 40 Grandchild (low; high level)
- 50 Parent(low level)
- 51 Natural/adoptive parent (high level)
- 52 Step-parent (high level)
- 60 Parent in law(low; high level)
- 70 Grandparent (low; high level)
- 80 Brother/Sister (low level)
- 81 Natural brother/sister (high level)
- 82 Step-brother/Sister (high level)
- 90 Other relative (low; high level)
- 95 Other non-relative (low; high level)
- 1 Not stated (low; high level)

Household grid	Level of detail	
	Low level	High level
<b>Partner</b>	✓	
Husband/wife/civil partner		✓
Partner/cohabitee		✓
<b>Son/daughter</b>	✓	
Natural/adopted son/daughter		✓
Stepson/stepdaughter		✓
<b>Son/daughter-in-law</b>	✓	✓
<b>Grand-child</b>	✓	✓
<b>Parent</b>	✓	
Natural/adoptive parent		✓
Stepparent		✓
<b>Parent-in-law</b>	✓	✓
<b>Grand-parent</b>	✓	✓
<b>Brother/sister</b>	✓	
Natural brother/sister		✓
Step brother/sister		✓
<b>Other relative<sup>1</sup></b>	✓	✓
<b>Other non-relative<sup>2</sup></b>	✓	✓
<b>Not stated</b>	✓	✓

- 1) For example: cousin; aunt/uncle; niece/nephew; grand-child-in-law; grand-parent-in-law; brother/sister-in-law  
 2) For example: employee; employer; lodger/boarder/tenant; landlord/landlady

## FLAGS

- 1 Collected via survey/interview
- 2 Collected from administrative data
- 3 Imputed
- 4 Not possible to establish a main source
- 1 Missing
- 2 Not applicable (one person household)
- 4 Not applicable (Number of household members less than maximum of RB032 in country level)
- 5 Not applicable (information is already provided in the symmetrical part of grid and can be derived from there)
- 7 Not applicable (RB010 not equal to 2021)

## DESCRIPTION

The variable collects information about the composition of private households and the intra-household relationships between the household members.

The household grid is a matrix in which each row and column corresponds to one member of the household, and where the relationship between the members is indicated by the standard categories in the cells where the row and column of the respective members are crossed. The matrix representation of the data allows a variety of information for dissemination and research purposes, including the intra-household relationships, household type, household size, partner relationships between household members (legal or de facto), and (together with the variable 'age') the composition of the household by age. The matrix being symmetric (e.g. if member 1 is son of member 2 then member 2 is father/mother of member 1) and the diagonal (that relates each member with

himself/herself) being neutralised, information for only one half of the matrix (minus the diagonal) needs to be available in order to provide the full information. In practice however, collecting the full set of relations might be easier and avoid errors.

*Definitions of relationships:*

10. Partner

A 'partner' can be defined according to the legal or de facto partnership/relationship status.

11. A 'husband/wife/civil partner' is identified according to the legal marital status, i.e. the (legal) conjugal status of each individual in relation to the marriage laws (or customs) of the country (i.e. de jure status), including civil partners. Members of same sex couples can be 'husband/wife/civil partner' if the marriage laws (or customs) of the country foresee this.

12. 'Partner/cohabitee' is identified according to the de facto relationship, i.e. the partnership/relationship status of each individual in terms of his or her actual living arrangements within the household.

20. Son/daughter

21. 'Natural/adopted son/daughter' or 'stepson/stepdaughter' refers to a natural (biological), adopted or step member of the family (regardless of age or partnership/relationship status) who has usual residence in the household of at least one of the parents.

'Adoption' means taking and treating a biological child of other parents as one's own in so far as provided by the laws of the country. By means of a judicial process, whether related or not to the adopter, the adopted child acquires the rights and status of a biological child born to the adopting parents.

22. 'Stepson/stepdaughter': a step-parent treats the child of his/her partner as one's own in so far as provided by the laws of the country, without adopting it.

30. 'Son/daughter-in-law' is a person who is the legal or the de facto partner of one's child.

40. 'Grand-child' means a child of ones' child including natural, adopted and step child.

50. Parents. The definition of 'parent' is the counterpart of the definitions for 'son/daughter' as provided under point 2.

60. A 'parent-in-law' is a person who is a parent of one's legal or de facto partner.

70. 'Grand-parent' means a parent of one's parent including natural, adoptive and stepparent.

80. 'Brother/sister' refers to biological, adoptive or stepbrothers or stepsisters.

90. 'Other relative' refers to other relatives (not included in the list outlined above) such as cousin, aunt/uncle, niece/nephew etc. and also covers grand-child-in-law, grand-parent-in-law and brother/sister-in-law.

95. 'Other non-relative' refers to non-relatives, such as au-pairs, cohabitating friends or students, employer, lodger/boarder/tenant, landlord/landlady, etc.,. Foster children are also to be included in this category.

In accordance with the standardised variables, household grid should be transmitted to Eurostat in at least low level. However, Member States have the possibility of collecting and transmitting the information also on high level of detail or as a mix (e.g. collect information on type or relationship 11,12 in high level of detail and the remaining information in low level of detail).

Example how household grid could be collected:

Line No	Name	Relationship matrix													
		OF	1	2	3	4	5	6	7	8	9	10	11	12	
1	John	1													
2	Jane	2													
3	Nick	3													
4	Bill	4													
5	Alice	5													
6	Lucy	6													
7		7													
8		8													
9		9													
10		10													
11		11													
12		12													

In the example above:

in row 2 column 1 the relationship of Jane to John,

in row 3 column 1 the relationship of Nick to John,

in row 3 column 2 the relationship of Nick to Jane,

in row 4 column 1 the relationship of Bill to John,

in row 4 column 2 the relationship of Bill to Jane,

in row 4 column 3 the relationship of Bill to Nick,

in row 5 column 1 the relationship of Alice to John,

in row 5 column 2 the relationship of Alice to Jane,

in row 5 column 3 the relationship of Alice to Nick,

in row 5 column 4 the relationship of Alice to Bill,

in row 6 column 1 the relationship of Lucy to John,  
 in row 6 column 2 the relationship of Lucy to Jane,  
 in row 6 column 3 the relationship of Lucy to Nick,  
 in row 6 column 4 the relationship of Lucy to Bill,  
 in row 6 column 5 the relationship of Lucy to Alice, should be recorded.

RB032 Sequential number of the persons in the household aims to aid transmission of the household grid.

The information collected as recommended above should be transmitted in the following way (Below is example of two separate households (household 1 and households 2), 1 with 6 members and 1 with 3 members):

Household	RB030	RB032	RG_1	RG_2	RG_3	RG_4	RG_5	RG_6
1	20002001	1						
1	20002002	2	10					
1	20002003	3	20	20				
1	20002004	4	20	20	80			
1	20002101	5	20	20	80	80		
1	20002006	6	50	60	70	70	70	
2	1230001	1						
2	1230002	2	10					
2	1230003	3	20	20				

Z in the code RG\_Z is a sequential number of the person in the household (=RB032). In the R-file, when transmitting household grid, a number of columns should be equal to the maximum number of household members within the whole file from the country (maximal value of the variable RB032 in the country). In the example above it is equal 12, but could be lower or higher depending on national situation. This numbers of columns are expressed by "#". If there are less household members (e.g the second household) than the maximal value of RB032 in the country, flag -4 should be used.

RG\_Z have the filled flag '-2 Not applicable' when RB032 is equal with one (one person household) or the relationship with him/herself is to be given (diagonal of the matrix).

Example of the flag matrix

Household	Rb030	RB032_F	RG_1_F	RG_2_F	RG_3_F	RG_4_F	RG_5_F	RG_6_F
1	20002001	1	-2	-5	-5	-5	-5	-5
1	20002002	2	1	-2	-5	-5	-5	-5
1	20002003	3	1	1	-2	-5	-5	-5
1	20002004	4	1	1	1	-2	-5	-5
1	20002101	5	1	1	1	1	-2	-5
1	20002006	6	1	1	1	1	1	-2
2	1230001	1	-2	-5	-5	-4	-4	-4
2	1230002	2	1	-2	-5	-4	-4	-4
2	1230003	3	1	1	-2	-4	-4	-4



# PERSONAL DATA (P-FILE)









## PB010: YEAR OF THE SURVEY

**Topic and detailed topic:** Technical items / Data collection information

**Variable type:** Annual

**Unit:** All current household members aged 16 and over

**Reference period:** Current

**Mode of collection:** Frame

**In use (period):** Yes, since the first year of the EU-SILC data collection

**Series' differences:** No changes

### VALUES AND FORMAT

*year* (four digits)

### FLAGS

-

### DESCRIPTION

Year in which the survey data collection, or most of the collection, is carried out.

## PB020: COUNTRY OF RESIDENCE

**Topic and detailed topic:** Technical items / Data collection information

**Variable type:** Annual

**Unit:** All current household members aged 16 and over

**Reference period:** Constant

**Mode of collection:** Frame

**In use (period):** Yes, since the first year of the EU-SILC data collection

**Series' differences:** Yes. Before 2012, Greece was abbreviated as GR.

Montenegro, North Macedonia, Serbia, Albania and Kosovo added (North Macedonia in 2010, Montenegro and Serbia in 2013, Albania in 2017 and Kosovo in 2018)

### VALUES AND FORMAT

SCL GEO Code<sup>52</sup>

BE	Belgium	AT	Austria
BG	Bulgaria	PL	Poland
CZ	Czechia	PT	Portugal
DK	Denmark	RO	Romania
DE	Germany	SI	Slovenia
EE	Estonia	SK	Slovakia
IE	Ireland	FI	Finland
EL	Greece	SE	Sweden
ES	Spain	UK	United Kingdom
FR	France		
HR	Croatia	CH	Switzerland
IT	Italy	IS	Iceland
CY	Cyprus	NO	Norway
LV	Latvia	ME	Montenegro
LT	Lithuania	MK	North Macedonia
LU	Luxembourg	RS	Serbia
HU	Hungary	TR	Turkey
MT	Malta	AL	Albania
NL	The Netherlands	XK	Kosovo

### FLAGS

-

### DESCRIPTION

PB020 together with PB010 and PB030 are key variables and it is important to match different parts of the data. The country of residence is the country in which the person/household has their usual residence.

<sup>52</sup>[https://ec.europa.eu/eurostat/ramon/nomenclatures/index.cfm?TargetUrl=LST\\_NOM\\_DTL&StrNom=CL\\_GEO&StrLanguageCode=EN&IntPcKey=42277583&StrLayoutCode=HIERARCHIC](https://ec.europa.eu/eurostat/ramon/nomenclatures/index.cfm?TargetUrl=LST_NOM_DTL&StrNom=CL_GEO&StrLanguageCode=EN&IntPcKey=42277583&StrLayoutCode=HIERARCHIC)

The list of countries is defined according to the Eurostat Standard Code list (SCL) GEO which is largely based on the International Organization for Standardization (ISO) 3166 country codes (3166-1 alpha-2). The SCL GEO is available here:

[https://ec.europa.eu/eurostat/ramon/nomenclatures/index.cfm?TargetUrl=LST\\_NOM\\_DTL&StrNom=CL\\_GEO&StrLanguageCode=EN&IntPcKey=45690330&StrLayoutCode=HIERARCHIC](https://ec.europa.eu/eurostat/ramon/nomenclatures/index.cfm?TargetUrl=LST_NOM_DTL&StrNom=CL_GEO&StrLanguageCode=EN&IntPcKey=45690330&StrLayoutCode=HIERARCHIC)

Information on the country of residence should be obtained in accordance with the current national boundaries.

To the extent to which all possible participants in a specific social micro data-collection need to be usual residents, the country of residence of all the reporting units should correspond with the reporting country. Therefore, a reference question is not needed for this variable.

Together with the year and ID, the country code is an important variable used to merge different files.

## PB030: PERSONAL ID

**Topic and detailed topic:** Technical items / Identification

**Variable type:** Annual

**Unit:** All current household members aged 16 and over

**Reference period:** Constant

**Mode of collection:** Frame, register or interviewer

**In use (period):** Yes, since the first year of the EU-SILC data collection

**Series' differences:** No changes

### VALUES AND FORMAT

*ID number*

**Personal ID** = Household ID + personal number (two digits)

Where **Household ID** = Household number + split number (two digits)

### FLAGS

-

### DESCRIPTION

**Personal ID** = Household ID + personal number (two digits)

Personal number: for every new person in the household add 1 to the highest-used personal number (for all the years of the survey and the Household ID).

It refers to the number assigned in 'the household register' to the person the first time that he/she is recorded as a household member. It should correspond to the person's line position in 'the household register'.

Household ID and Personal ID never change, not even when the person moves to another household.

Household number ranges from 1 to 999999 (maximum six digits)

**Household ID** = Household number + split number (two digits)

The split number for the first wave will always take value '00'.

In the case of the household remaining entire, it keeps the household number and split number from one wave to the next.

In the case of a split, the initial household will keep the household number and split number from one wave to the next. The other households, i.e. the split households will keep the same household number, but will be assigned the next available unique split number in sequence.

In the case of a fusion of two sample households, if the new household remains at a previous address, it must retain the household number and split number of the household that was at that address in the previous wave. If the new household is at a new address, the household number and split number of the household of the sample person who now has the lowest person number in 'the household register' will be retained.

## PB040: PERSONAL CROSS-SECTIONAL WEIGHT [ALL HOUSEHOLD MEMBERS AGED 16 AND OVER]

**Topic and detailed topic:** Technical items / Weights

**Variable type:** Annual

**Unit:** All current household members aged 16 and over

**Reference period:** Current

**Mode of collection:** Constructed

**In use (period):** Yes, since first year of the EU-SILC data collection

**Series' differences:** No changes

### VALUES AND FORMAT

0+ (format 2.5)      Weight (see the required format)

These weights had to be coded with two integers and five decimals. However, that causes problems if the weights have at least three integers. That is why, in practice, personal cross-sectional weights will be coded with at least one integer and five decimals.

### FLAGS

1	Filled
-7	Not applicable (PB010 ≠ last year of operation)

### DESCRIPTION

See the construction of weights in the chapter titled: "[Weights](#)".

These weights had to be coded with two integers and five decimals.

## PB050: PERSONAL BASE WEIGHT [ALL HOUSEHOLD MEMBERS AGED 16 AND OVER]

**Topic and detailed topic:** Technical items / Weights

**Variable type:** Annual

**Unit:** All current household members aged 16 and over

**Reference period:** Current

**Mode of collection:** Constructed

**In use (period):** Yes, since the first year of the EU-SILC data collection

**Series' differences:** No changes

### VALUES AND FORMAT

0+ (format 2.5)      Weight (see the required format)

These weights had to be coded with two integers and five decimals. However, that causes problems if the weights have at least three integers. That is why, in practice, weights will be coded with at least one integer and five decimals.

### FLAGS

1 Filled

### DESCRIPTION

See the construction of weights in the chapter titled: "[Weights](#)".

These weights had to be coded with two integers and five decimals.

## PB060: PERSONAL CROSS-SECTIONAL WEIGHT FOR SELECTED RESPONDENT

**Topic and detailed topic:** Technical items / Weights

**Variable type:** Annual

**Unit:** All current household members aged 16 and over

**Reference period:** Current

**Mode of collection:** Constructed

**In use (period):** Yes, since the first year of the EU-SILC data collection

**Series' differences:** No changes

### VALUES AND FORMAT

0+ (format 2.5)      Weight (see the required format)

### FLAGS

- 1      Filled
- 2     Not applicable (country does not use the selected respondent model)
- 3     Not applicable (Non-selected respondent (RB245 equal to 3))
- 7     Not applicable (PB010 ≠ last year of operation)

### DESCRIPTION

See the construction of weights in the chapter titled: "[Weights](#)".

These weights had to be coded with two integers and five decimals.



## PB070: PERSONAL DESIGN WEIGHT FOR SELECTED RESPONDENT

**Topic and detailed topic:** Technical items / Weights

**Variable type:** Annual

**Unit:** All current household members aged 16 and over

**Reference period:** Current

**Mode of collection:** Constructed

**In use (period):** Yes, since the first year of the EU-SILC data collection

**Series' differences:** No changes

### VALUES AND FORMAT

0+ (format 2.5)      Weight (see the required format)

These weights had to be coded with two integers and five decimals. However, that causes problems if the weights have at least three integers. That is why, in practice, weights will be coded with at least one integer and five decimals.

### FLAGS

- 1      Filled
- 2     Not applicable (country does not use the selected respondent model)
- 3     Not applicable (Non-selected respondent (RB245 equal to 3))

### DESCRIPTION

See the construction of weights in the chapter titled: "[Weights](#)".

These weights had to be coded with two integers and five decimals.

## PB080: PERSONAL BASE WEIGHT FOR SELECTED RESPONDENT

**Topic and detailed topic:** Technical items / Weights

**Variable type:** Annual

**Unit:** All current household members aged 16 and over

**Reference period:** Constant

**Mode of collection:** Constructed

**In use (period):** Yes, since the first year of the EU-SILC data collection

**Series' differences:** No changes

### VALUES AND FORMAT

0+ (format 2.5)      Weight (see the required format)

These weights had to be coded with two integers and five decimals. However, that causes problems if the weights have at least three integers. That is why, in practice, weights will be coded with at least one integer and five decimals.

### FLAGS

- 1      Filled
- 2     Not applicable (country does not use the selected respondent model)
- 3     Not applicable (Non-selected respondent (RB245 equal to 3))

### DESCRIPTION

See the construction of weights in the chapter titled: "[Weights](#)".

These weights had to be coded with two integers and five decimals.

## PB090: DAY OF THE PERSONAL INTERVIEW

**Topic and detailed topic:** Technical items / Data collection information

**Variable type:** Annual

**Unit:** All current household members aged 16 and over or selected respondent (where applicable)

**Reference period:** Current

**Mode of collection:** Interviewer

**In use (period):** Yes, since 2008

**Series' differences:** No changes

### VALUES AND FORMAT

1–31 Day

### FLAGS

- 1 Filled
- 1 Missing
- 3 Not applicable (Non-selected respondent (RB245 equal to 3))

### DESCRIPTION

'The date of the personal interview' is the date when the household member aged 16 and over or the selected respondent were interviewed. If the data is extracted from registers, the date corresponds to the date of the extraction.

## PB100: MONTH OF THE PERSONAL INTERVIEW

**Topic and detailed topic:** Technical items / Data collection information

**Variable type:** Annual

**Unit:** All current household members aged 16 and over or selected respondent (where applicable)

**Reference period:** Current

**Mode of collection:** Interviewer

**In use (period):** Yes, since the first year of the EU-SILC data collection

**Series' differences:** No changes

### VALUES AND FORMAT

1– 12      Month

### FLAGS

1      Filled  
 -1      Missing  
 -3      Not applicable (Non-selected respondent (RB245 equal to 3))

### DESCRIPTION

The month of the personal interview is the month when the household members aged 16 and over or the selected respondent were interviewed. If the data is extracted from registers, the date corresponds to the date of the extraction.

## PB110: YEAR OF THE PERSONAL INTERVIEW

**Topic and detailed topic:** Technical items / Data collection information

**Variable type:** Annual

**Unit:** All current household members aged 16 and over or selected respondent (where applicable)

**Reference period:** Current

**Mode of collection:** Interviewer

**In use (period):** Yes, since the first year of the EU-SILC data collection

**Series' differences:** No changes

### VALUES AND FORMAT

years (Four digits)

Year=2021

### FLAGS

- 1 Filled
- 1 Missing
- 3 Not applicable (Non-selected respondent (RB245 equal to 3))

### DESCRIPTION

The year of the personal interview is the year when the household members aged 16 and over or the selected respondent were interviewed. If the data is extracted from registers, the date corresponds to the date of the extraction. It can be pre-defined and corresponds with the year of respective survey data collected.

## PB120: MINUTES TO COMPLETE THE PERSONAL QUESTIONNAIRE

**Topic and detailed topic:** Technical items / Data collection information

**Variable type:** Annual

**Unit:** All current household members aged 16 and over or selected respondent (where applicable)

**Reference period:** Current

**Mode of collection:** Interviewer

**In use (period):** Yes, since the first year of the EU-SILC data collection

**Series' differences:** No changes

### VALUES AND FORMAT

1–90 Minutes

### FLAGS

- 1 Filled
- 1 Missing
- 2 Not applicable (information only extracted from registers)
- 3 Not applicable (Non-selected respondent (RB245 equal to 3))

### DESCRIPTION

Number of minutes to complete the person questionnaire.

## PB140: YEAR OF BIRTH

**Topic and detailed topic:** Person and household characteristics / Demography

**Variable type:** Annual

**Unit:** All current household members aged 16 and over

**Reference period:** Constant

**Mode of collection:** Personal interview (proxy as an exception for persons temporarily away or in incapacity) or registers

**In use (period):** Yes, since first year of the EU-SILC data collection

**Series' differences:** No changes

### VALUES AND FORMAT

1900 – year of the survey

### FLAGS

- |    |   |
|----|---|
| 1  | Collected via survey/interview          |
| 2  | Collected from administrative data      |
| 3  | Imputed                                 |
| 4  | Not possible to establish a main source |
| -1 | Missing                                 |

### DESCRIPTION

–

## PB150: SEX

**Topic and detailed topic:** Person and household characteristics / Demography

**Variable type:** Core Variable /Annual

**Unit:** All current household members aged 16 and over

**Reference period:** Current

**Mode of collection:** Personal interview (proxy as an exception for people who were temporarily away or in incapacity) or registers

**In use (period):** Yes, since the first year of the EU-SILC data collection

**Series' differences:** No changes

### VALUES AND FORMAT

1	Male
2	Female

### FLAGS

1	Collected via survey/interview
2	Collected from administrative data
3	Imputed
4	Not possible to establish a main source
-1	Missing

### DESCRIPTION

Sex is the combination of biological and physiological characteristics that define a person to be either male or female. In cases where the biological sex of a person is not known, the information may be replaced by either the information from administrative data or the self-declared sex (survey data) ([See RB090 description](#)).



## PB160: FATHER ID

**Topic and detailed topic:** Person and household characteristics / Demography

**Variable type:** Annual

**Unit:** All current household members aged 16 and over

**Reference period:** Current

**Mode of collection:** Derived

**In use (period):** Yes, since the first year of the EU-SILC data collection

**Series' differences:** No changes

### VALUES AND FORMAT

*ID number*    Father ID

### FLAGS

1	Filled
-1	Missing
-2	Not applicable (father is not a household member)

### DESCRIPTION

See RB220: Father ID.

This variable is to be derived from the household grid and personal ID.

PB160 includes step/adoptive/foster fathers. The person needs to be considered a parent from legal perspective.

In the case of same-sex couples, the notion of father and mother can be replaced by parent 1 and parent 2 (in such situations a data checking error will be listed and it should be ignored).

It corresponds with the RB030 generated as:

**Personal ID** = Household ID + personal number (two digits).

## PB170: MOTHER ID

**Topic and detailed topic:** Person and household characteristics / Demography

**Variable type:** Annual

**Unit:** All current household members aged 16 and over

**Reference period:** Current

**Mode of collection:** Derived

**In use (period):** Yes, since the first year of the EU-SILC data collection

**Series' differences:** No changes

### VALUES AND FORMAT

*ID number* Mother ID

### FLAGS

1	Filled
-1	Missing
-2	Not applicable (mother is not a household member)

### DESCRIPTION

[See RB230: Mother ID.](#)

This variable is to be derived from the Household grid and Personal ID.

PB170 includes step/adoptive/foster mothers. The person needs to be considered a parent from legal perspective.

In the case of same-sex couples, the notion of mother and father can be replaced by parent 1 and parent 2 (in such situations a data checking error will be listed and it should be ignored).

It corresponds with the RB030 generated as:

**Personal ID** = Household ID + personal number (two digits).

## PB180: SPOUSE/PARTNER ID

**Topic and detailed topic:** Person and household characteristics / Demography

**Variable type:** Annual

**Unit:** All current household members aged 16 and over

**Reference period:** Current

**Mode of collection:** Derived

**In use (period):** Yes, since the first year of the EU-SILC data collection

**Series' differences:** No changes

### VALUES AND FORMAT

*ID number* Spouse/partner ID

### FLAGS

- 1 Filled
- 1 Missing
- 2 Not applicable (person has no spouse/partner or spouse/partner is not a household member)

### DESCRIPTION

This information should be derived from the household grid and personal ID.

Description includes married people and partners in a consensual union (with or without a legal basis). In such cases when a spouse or partner is not a household member then the respective flag for the variable should be marked as code '-2'.

## PB190: MARITAL STATUS

**Topic and detailed topic:** Person and household characteristics / Demography

**Variable type:** Annual

**Unit:** All current household members aged 16 and over

**Reference period:** Current

**Mode of collection:** Personal interview (proxy as an exception for persons temporarily away or in incapacity) or registers

**In use (period):** Yes, since the first year of the EU-SILC data collection

**Series' differences:** No changes

### VALUES AND FORMAT

1	Never married
2	Married
3	Separated
4	Widowed
5	Divorced

### FLAGS

1	Collected via survey/interview
2	Collected from administrative data
3	Imputed
4	Not possible to establish a main source
-1	Missing

### DESCRIPTION

Marital status is the conjugal status of each individual in relation to the marriage laws of the country (i.e. *de jure* status). It therefore does not necessarily correspond with the actual situation of the household in terms of co-habitation, arrangements, etc.

Some countries have a legal framework for registering partnerships. Such information must also be treated in the same way and it is proposed to treat them as married and to classify them under code 2 when the partnership still exists. Otherwise code 3-5 should be used (legal separation or death of one of the partners and so on).

## PB200: CONSENSUAL UNION

**Topic and detailed topic:** Person and household characteristics / Demography

**Variable type:** Annual

**Unit:** All current household members aged 16 and over

**Reference period:** Current

**Mode of collection:** Personal interview (proxy as an exception for persons temporarily away or in incapacity) or registers

**In use (period):** Yes, since the first year of the EU-SILC data collection

**Series' differences:** No changes

### VALUES AND FORMAT

1	Yes, on a legal basis
2	Yes, without a legal basis
3	No

### FLAGS

1	Collected via survey/interview
2	Collected from administrative data
3	Imputed
4	Not possible to establish a main source
-1	Missing

### DESCRIPTION

Marital status is the conjugal status of each individual in relation to the marriage laws of the country (i.e. de jure status). It therefore does not necessarily correspond with the actual situation of the household in terms of co-habitation, arrangements, etc.

Some countries have a legal framework for registering partnerships.

## PB205: PARTNERS LIVING IN THE SAME HOUSEHOLD

**Topic and detailed topic:** Person and household characteristics /Household composition – additional specific details

**Variable type:** Core variable/Annual

**Unit:** All current household members aged 16 and over

**Reference period:** Current

**Mode of collection:** Derived

**In use (period):** From 2021

**Series' differences:** No changes

### VALUES AND FORMAT

- |   |  |
|---|--|
| 1 | Person living with a legal or de facto partner     |
| 2 | Person not living with a legal or de facto partner |

### FLAGS

- |    |  |
|----|--|
| 1  | Filled                                   |
| -1 | Missing                                  |
| -7 | Not applicable (PB010 not equal to 2021) |

### DESCRIPTION

The variable is a core social variable.

The variable describes whether an individual is living with a partner.

The categories for the variable describe whether a person is living with a partner in the same household. A 'partner' can be defined according to the legal (husband or wife or civil partner) or *de facto* (partner or cohabitee) relationship status.

The variable 'partners living in the same household' can be derived from the household grid.

Based on his or her partnership/relationship status – legal or de facto – a person is considered to be living with a partner when sharing the same usual residence. In other words, a person who has a partner living in a different household (persons living apart together) should be classified as 'person not living with a legal or de facto partner'. Accordingly, one-person households are also classified as 'person not living with a legal or de facto partner'.

A person is considered to be a member of the household when having his or her usual residence (see appendix) in the household.

In the cases when a separate question is used to get the information on whether a person is living or not with a (legal or de facto) partner, the recommended question is the following:

*"Are you living with a partner in the same household?"*

The wording of the question may be adapted so that the different cases of partner relationships – legal (husband/wife/civil partner) or de facto (partner/cohabitee) – can be covered.

## PB230: COUNTRY OF BIRTH OF FATHER

**Topic and detailed topic:** Person and household characteristics / Citizenship and migrant background

**Variable type:** Core Variable / First wave / Annual

**Unit:** All current household members aged 16 years and over

**Reference period:** Constant

**Mode of collection:** Personal interview (proxy as an exception for persons temporarily away or in incapacity) or registers

**In use (period):** From 2021

**Series' differences:** No changes

### VALUES AND FORMAT

<i>SCL GEO code</i>	<i>Country of birth</i>
<i>FOR</i>	<i>Foreign-born but country of birth unknown</i>

The list of countries is defined according to the Eurostat Standard Code list (SCL) GEO which is largely based on the International Organization for Standardization (ISO) 3166 country codes (3166-1 alpha-2). The SCL GEO is available here:

[http://ec.europa.eu/eurostat/ramon/nomenclatures/index.cfm?TargetUrl=LST\\_NOM\\_DTL&StrNom=CL\\_GEO&trLanguageCode=EN&IntPcKey=&StrLayoutCode=HIERARCHIC](http://ec.europa.eu/eurostat/ramon/nomenclatures/index.cfm?TargetUrl=LST_NOM_DTL&StrNom=CL_GEO&trLanguageCode=EN&IntPcKey=&StrLayoutCode=HIERARCHIC)

### FLAGS

1	Collected via survey/interview
2	Collected from administrative data
3	Imputed
4	Not possible to establish a main source
-1	Missing
-7	Not applicable (PB010 not equal to 2021)

### DESCRIPTION

The variable reports on the country of birth of the person's father, i.e. the country of usual residence (in its current borders, if the information is available) of the mother of the person's father at the time of the delivery, or, failing this, the country (in its current borders, if the information is available) in which the birth of the person's father took place. 'Father' is a male parent of a 'son or daughter', either natural (biological), adoptive or stepfather.

Information on the country of birth of the father determines whether the person's father is native-born (born in the reporting country) or foreign-born (born in a country other than the reporting country).

Information on the country of birth of the father should be obtained according to the same rules for the variable 'country of birth'. 'Father' is a male parent of a 'son/daughter', either natural (biological), adoptive or stepfather.

For a person who has both a natural (biological) father and an adoptive or stepfather, the country of birth should refer to who actually raised the person and acted as father in an affective or legal sense, e.g. the male guardian. For a person with same-sex parents, both being female, this variable could be used to report the country of birth of one of the mothers. The list of countries is defined according to the Eurostat Standard Code list (SCL) GEO which is largely based on the International Organization for Standardization (ISO) 3166 country codes (3166-1 alpha-2). The SCL GEO is available here:

[http://ec.europa.eu/eurostat/ramon/nomenclatures/index.cfm?TargetUrl=LST\\_NOM\\_DTL&StrNom=CL\\_GEO&trLanguageCode=EN&IntPcKey=&StrLayoutCode=HIERARCHIC](http://ec.europa.eu/eurostat/ramon/nomenclatures/index.cfm?TargetUrl=LST_NOM_DTL&StrNom=CL_GEO&trLanguageCode=EN&IntPcKey=&StrLayoutCode=HIERARCHIC)

The category 'not applicable' should be used to count statistical units that are part of the population of the data source but for which it systematically does not report any information on the variable (e.g. persons below a certain age), while 'not stated' should be used when no information could be given (e.g. no information on the fathers country of birth or no information for the father at all).

For a person with same-sex parents, both being male, this variable could be used to report the country of birth of one of the fathers.

Suggested question:

The proposed reference question is:

*“In which country was your father born?”*

In situations (e.g. specific countries or regions) where this question may not capture appropriately the information on the place of *usual residence* of the father of the person's father at the time of delivery, the following question should be asked:

*“Which was the country of usual residence of your father's father at the time when you were born?”*

*This variable should only be collected in the first wave, for co-residents and should be reported annually.*



## PB240: COUNTRY OF BIRTH OF MOTHER

**Topic and detailed topic:** Person and household characteristics / Citizenship and migrant background

**Variable type:** Core Variable /First wave / Annual

**Unit:** All current household members aged 16 years and over

**Reference period:** Constant

**Mode of collection:** Personal interview (proxy as an exception for persons temporarily away or in incapacity) or registers

**In use (period):** From 2021

**Series' differences:** No changes

### VALUES AND FORMAT

<i>SCL GEO code</i>	<i>Country of birth</i>
<i>FOR</i>	<i>Foreign-born but country of birth unknown</i>

### FLAGS

1	Collected via survey/interview
2	Collected from administrative data
3	Imputed
4	Not possible to establish a main source
-1	Missing
-7	Not applicable (PB010 not equal to 2021)

### DESCRIPTION

The variable reports on the country of birth of the person's mother, i.e. the country of usual residence (in its current borders, if the information is available) of the maternal grandmother of the person at the time of the delivery, or, failing that, the country (in its current borders, if the information is available) where the birth of the person's mother took place. 'Mother' is a female parent of a 'son or daughter', either natural (biological), adoptive or stepmother.

Information on the country of birth of the mother shows whether the person's mother is native-born (born in the reporting country) or foreign-born (born in a country other than the reporting country). The variable reports on the country of birth of the person's mother, i.e. the country of usual residence (in its current borders, if the information is available) of the maternal grandmother of the person at the time of her delivery, or, failing that, the country (in its current borders, if the information is available) where the birth of the person's mother took place. Information on the country of birth of the mother should be obtained under the same rules as the variable 'country of birth'.

'Mother' is a female parent of a 'son/daughter', either natural (biological), adoptive or stepmother. For a person having both a natural (biological) mother and an adoptive or stepmother, the country of birth should refer to who actually raised the person and acted as mother in an affective or legal sense, e.g. the female guardian. For a person with same-sex parents, both being male, this variable could be used to report the country of birth of one of the fathers.

The list of countries is defined according to the Eurostat Standard Code list (SCL) GEO which is largely based on the International Organization for Standardization (ISO) 3166 country codes (3166-1 alpha-2). The SCL GEO is available here:

[http://ec.europa.eu/eurostat/ramon/nomenclatures/index.cfm?TargetUrl=LST\\_NOM\\_DTL&StrNom=CL\\_GEO&trLanguageCode=EN&IntPcKey=&StrLayoutCode=HIERARCHIC](http://ec.europa.eu/eurostat/ramon/nomenclatures/index.cfm?TargetUrl=LST_NOM_DTL&StrNom=CL_GEO&trLanguageCode=EN&IntPcKey=&StrLayoutCode=HIERARCHIC)

Information on the country of birth of the mother shows whether the person's mother is native-born (born in the reporting country) or foreign-born (born in a country other than the reporting country).

For a person having both a natural (biological) mother and an adoptive or stepmother, the country of birth should refer to who actually raised the person and acted as mother in an affective or legal sense, e.g. the female guardian.

For a person with same-sex parents, both being male, this variable could be used to report the country of birth of one of the fathers/mothers.

**Suggested question:**

The proposed reference question is:

*"In which country was your mother born?"*

In situations (e.g. specific countries or regions) where this question may not capture appropriately the information on the place of *usual residence* of the mother of the person's mother at the time of delivery, the following question should be asked:

*"Which was the country of usual residence of your maternal grandmother at the time when you were born?"*

*This variable should only be collected in the first wave, for co-residents and should be reported annually.*

## PB260: NATURE OF PARTICIPATION IN THE SURVEY

**Topic and detailed topic:** Technical items / Interview characteristics

**Variable type:** Annual

**Unit:** All current household members aged 16 years and over or selected respondent (where applicable)

**Reference period:** Current

**Mode of collection:** Interviewer

**In use (period):** From 2021

**Series' differences:** No changes

### VALUES AND FORMAT

1	Direct participation
2	Indirect participation

### FLAGS

1	Filled
-1	Missing
-3	Not applicable (Non-selected respondent (RB245 equal to 3))
-7	Not applicable (PB010 not equal to 2021)

### DESCRIPTION

The variable reports on whether the information requested has been provided by the designated respondent (i.e. direct participation), or via another person (proxy respondent, i.e. indirect participation).

A situation where the designated respondent is unable to provide the requested information by him/herself (e.g. due the illness, disability, or language barrier) but is able to do so with assistance of another person and to validate the answers provided, is considered as direct participation.

A situation where the designated respondent is unable to provide the requested information (e.g. due the illness or disability) or not ready available (i.e. not available during the enumeration period) and has not validated the answers provided by the proxy respondent (i.e. proxy answers), is considered as an indirect participation (or indirect interview).

## PB265: PERSONAL ID OF PERSON WHO FILLED IN THE INDIVIDUAL QUESTIONNAIRE

**Topic and detailed topic:** Technical items / Identification

**Variable type:** Annual

**Unit:** All current household members aged 16 years and over or selected respondent (where applies)

**Reference period:** Current

**Mode of collection:** Interviewer

**In use (period):** From 2021

**Series' differences:** No changes

### VALUES AND FORMAT

**ID number:** Household ID + personal ID

**Where: Household ID** = Household number + split number (two digits)

### FLAGS

1	Filled
-1	Missing
-2	Not applicable (PB260 not equal to 2)
-7	Not applicable (PB010 not equal to 2021)

### DESCRIPTION

The personal ID of the person who provided the information should be recorded.

## PB270: INTERVIEWING MODE USED (PERSON)

**Topic and detailed topic:** Technical items / Interview characteristics

**Variable type:** Annual

**Unit:** All current household members aged 16 years and over or selected respondent (where applies)

**Reference period:** Current

**Mode of collection:** Interviewer

**In use (period):** From 2021

**Series' differences:** No changes

### VALUES AND FORMAT

1	Paper assisted personal interview (PAPI)
2	Computer assisted personal interview (CAPI)
3	Computer assisted telephone interview (CATI)
4	Computer assisted web-interview (CAWI)
5	Other

### FLAGS

1	Filled
-1	Missing
-3	Not applicable (Non-selected respondent (RB245 equal to 3))
-7	Not applicable (PB010 not equal to 2021)

### DESCRIPTION

The main interviewing mode used for the individual questionnaire should be recorded.

When part of the data is collected from registers, and EU-SILC is collected using CAPI questionnaire then the second option '2' should be recorded. The mode used for a household could be different from the mode used for individuals. Also, the members of the same household can be interviewed using different interview modes.

The category concepts describe the interviewing mode used to collect information from the respondent, whether PAPI, CAPI, CATI, CAWI, or other.

For PAPI, CAPI and CATI an interviewer is present. CAWI is self-administered and the respondent follows a script provided on a website.

The category 'other' should be chosen when the interviewing mode used is not covered by the other variable categories, e.g. paper assisted self-administered interview (PASI), or non-web-based computer assisted self-administered interview (CASI).

The category 'not applicable' should be used to count statistical units that are part of the population of the data source but for which it systematically does not report any information on the variable (e.g. persons below a certain age). It can also be used if all the information has been obtained from registers (i.e. administrative data) and/or imputed, and no interview has taken place.

In addition, different interviewing modes can be combined (i.e. mixed-mode interview). In such cases, the interviewing mode most used should be reported. For example, in a situation where a person has been first contacted by phone and some data (main part) has been collected via computer assisted web-interview (CAWI) but the missing data (remaining part) is collected at a later stage via computer assisted personal interview (CAPI), the variable should report on CAWI as the interviewing mode used. Specific rules on quality reporting may be provided for each micro-data collection.

In cases where administrative and survey data and/or different interviewing modes are combined, you should keep the information on the data collection mode and on the interviewing mode used at the variable level. This should be the preferred option, where possible (e.g. when technically feasible), in order to provide more precise information to monitor the possible impact of the interviewing mode on the survey results.

## PE010: PARTICIPATION IN FORMAL EDUCATION AND TRAINING (STUDENT OR APPRENTICE)

**Topic and detailed topic:** Participation in education and training / Participation in formal education activities (current)

**Variable type:** Annual

**Unit:** All current household members aged 16 years and over

**Reference period:** Current

**Mode of collection:** Personal interview (proxy as an exception for persons temporarily away or in incapacity) or registers

**In use (period):** Yes, since the first year of the EU-SILC data collection

**Series' differences:** Yes (2014)

### VALUES AND FORMAT

1	Yes
2	No

### FLAGS

1	Collected via survey/interview
2	Collected from administrative data
3	Imputed
4	Not possible to establish a source
-1	Missing

### DESCRIPTION

From 2021 onwards the variable name was changed to a standardised variable. The flags are the same as all other non-income variables.

#### From 2014 onwards

The question is whether the person is currently participating in formal educational. An educational programme, as defined under ISCED-2011, is "A coherent set or sequence of educational activities designed and organised to achieve pre-determined learning objectives or accomplish a specific set of educational tasks over a sustained period" (UNESCO Institute for Statistics, 2012, p. 8).

Participation in this programme may be on a full-time attendance basis, a part-time attendance basis or by correspondence course.

This variable only covers the formal education system (including schools, colleges and universities) that corresponds to the programmes covered by the questionnaires used in the UOE data collection (administrative data collection, common for UNESCO, OECD and Eurostat).

Formal education is defined in ISCED 2011 as "education that is institutionalised, intentional and planned through public organizations and recognised private bodies, and – in their totality – constitute the formal education system of a country. Formal education programmes are thus recognised as such by the relevant national education or equivalent authorities, e.g. any other institution in cooperation with the national or sub-national education authorities. Formal education consists mostly of initial education. Vocational education, special needs education and some parts of adult education are often recognised as being part of the formal education system.

If the interviewee is enrolled as a student or an apprentice in a programme within the formal education system

the answer will be 1.

This includes modules (short programmes/courses) which may be part of a longer regular education programme that are taken and completed, providing graduates with the corresponding academic credit, independent of whether the person continues to complete the full programme or not. The level of short programmes/courses will be the same as the programme of which they form part.

For apprentices who are in a period of 'on-the-job training' or alternate 'on-the-job' and 'in-school learning' within the framework of an alternate (e.g. dual) programme, the answer is code 1, since the person is enrolled in a qualifying programme.

Persons who have begun a programme of study, who are not taking part at present because of a semester or summer break, but who are intending to return to education after a semester or summer break, should be coded as 'in education'.

The following adult programmes cannot be classified using ISCED-2011:

- Vocational education organised by a firm without leading to an official qualification recognised as equivalent to the qualification of the formal education system.
- Any non-formal education that does not lead to an qualification recognised as equivalent to the qualification of the formal education system.
- Individual cultural activities for leisure.

#### **Before 2014**

The concept is whether the person is currently participating in an educational programme. An educational programme, as defined under ISCED-97, is "an array or sequence of educational activities, which are organised to accomplish a pre-determined objective or a specified set of educational tasks" (UNESCO, 1999, p. 5).

The person's participation in this programme may be on a full-time attendance basis, a part-time attendance basis or by correspondence course.

This variable only covers the regular education system (formal education, including schools, colleges and universities).

Formal education is defined as education and training with the following characteristics:

- Purpose and format are predetermined.
- Provided in the system of schools, colleges, universities and other educational institutions.



## PE021: LEVEL OF CURRENT/MOST RECENT FORMAL EDUCATION OR TRAINING ACTIVITY

**Topic and detailed topic:** Participation in education and training / Participation in formal education activities (current)

**Variable type:** Annual

**Unit:** All current household members aged 16 and over

**Reference period:** Current

**Mode of collection:** Personal interview (proxy as an exception for persons temporarily away or in incapacity) or registers

**In use (period):** Yes, since the first year of the EU-SILC data collection (new identifiers from 2021)

**Series' differences:** Yes (2014) and in 2021 (In 2021, PE020 is replaced by PE021)

### VALUES AND FORMAT

#### *Changed in 2021*

Defined labels were missing as well as the age group which should be reported. The variable name is as in standardised variables. The variable identifier has been modified as the options for the answers are different from those used in current SILC.

- 00** Early childhood education
- 10** ISCED 1 Primary education
- 20** ISCED 2 Lower secondary education
- 30** ISCED 3 Upper secondary education/ only for persons aged 35 and over
- 34** ISCED 3 Upper secondary education - general/ only for persons aged 16-34
- 35** ISCED 3 Upper secondary education - vocational/ only for persons aged 16-34
- 39** ISCED 3 Upper secondary education - orientation unknown/ only for persons aged 16-34
- 40** ISCED 4 Post-secondary non-tertiary education/ only for persons aged 35 and over
- 44** ISCED 4 Post-secondary non-tertiary education - general/ only for persons aged 16-34
- 45** ISCED 4 Post-secondary non-tertiary education - vocational/ only for persons aged 16-34
- 49** ISCED 4 Post-secondary non-tertiary education - orientation unknown/ only for persons aged 16-34
- 50** ISCED 5 Short-cycle tertiary education/ only for persons aged 35 and over
- 54** ISCED 5 Short-cycle tertiary education - general/ only for persons aged 16-34
- 55** ISCED 5 Short-cycle tertiary education - vocational/ only for persons aged 16-34
- 59** ISCED 5 Short-cycle tertiary education - orientation unknown/ only for persons aged 16-34
- 60** ISCED 6 Bachelor's or equivalent level

**70** ISCED 7 Master's or equivalent level

**80** ISCED 8 Doctoral or equivalent level

#### From 2014 to 2020 (2013<PB010<2020)

00	Early childhood education
10	Primary education
20	Lower secondary education
30	Upper secondary education (not further specified) <i>Only for people 16-34:</i>
34	General education
35	Vocational education
40	Post-secondary non tertiary education (not further specified) <i>Only for people 16-34:</i>
44	General education
45	Vocational education
50	Short cycle tertiary
60	Bachelor or equivalent
70	Master or equivalent
80	Doctorate or equivalent

#### Before 2014(PB010<2014)

0	Pre-primary education
1	Primary education
2	Lower secondary education
3	(upper) secondary education
4	Post-secondary non tertiary education
5	First stage of tertiary education (not leading directly to an advanced research qualification)
6	Second stage of tertiary education (leading to an advanced research qualification)

#### FLAGS

1	Collected via survey/interview
2	Collected from administrative data
3	Imputed
4	Not possible to establish a source
-1	Missing
-2	Not applicable (PE010 not equal to 1)
-7	Not applicable (PB010 not equal to 2021)

#### DESCRIPTION

The variable is part of the standardised variables.

The variable measures the level of the formal education or training activity in which a person participated during a given reference period.

The level of the current/most recent formal education or training activity is defined according to the International Standard Classification of Education 2011 (ISCED 2011, see:

<http://uis.unesco.org/sites/default/files/documents/international-standard-classification-of-education-isced-2011-en.pdf>).

The category 'not applicable' covers people who did not participate in formal education or training during the reference period. The category 'not applicable' should also be used to count statistical units which are part of the population of the data source, but for which it systematically does not report any information on the variable (e.g. persons below a certain age).

The variable is only collected for participants in at least one formal education or training activity during the reference period.

The level of the current/most recent formal education or training activity refers to the programme in which the student or apprentice is/was enrolled (i.e. coding according to ISCED for education programmes).

For ISCED levels 3, 4 and 5 the standard category 'orientation unknown' should only be used if information on the orientation of the programme is not available.

If the person participated in several formal education programmes during the reference period, the level should refer to the most recent programme.

If the person is or was enrolled to several formal education programmes at the same time, the information on the level should refer to the programme with the highest level.

For students who were on school/academic holiday during the reference period and will continue their studies after their holiday break (or plan to continue), the level should refer to the level of education attended before their holiday break.

Coding of the variable should be based on the ISCED integrated mapping which is elaborated in each country. An ISCED integrated mapping is a table including information on national educational programmes and qualifications, their main characteristics and coding in ISCED.

All questions about implementation of the ISCED in surveys can be addressed to the national ISCED coordinator who was nominated in each country to ensure coherence of the application of ISCED 2011 in different sources.

What is/was the level of the current/most recent formal education or training activity (level of the corresponding formal education or training programme)?

The question(s) for this variable should be adapted to the national phrasing of the question for the variable "Participation in formal education and training (student or apprentice) in the 'reference period'".

## PE041: EDUCATIONAL ATTAINMENT LEVEL

**Topic and detailed topic:** Educational attainment and background / Education attainment

**Variable type:** Core Variable /Annual

**Unit:** All current household members aged 16 years and over

**Reference period:** Current

**Mode of collection:** Personal interview (proxy as an exception for persons temporarily away or in incapacity) or registers

**In use (period):** Yes, since the first year of the EU-SILC data collection (new identifiers created in 2021)

**Series' differences:** Yes (2014) and in 2021 (in 2021, PE040 is replaced by PE041)

### VALUES AND FORMAT

#### Changed in 2021

- 0000 No formal education or below ISCED 1
- 100 ISCED 1 Primary education
- 200 ISCED 2 Lower secondary education
- 340 ISCED 3 Upper secondary education- general/ *only for persons aged 35 and over*
- 342 ISCED 3 Upper secondary education (general) - partial level completion, without direct access to tertiary education / *only for persons aged 16-34*
- 343 ISCED 3 Upper secondary education (general) - level completion, without direct access to tertiary education/ *only for persons aged 16-34*
- 344 ISCED 3 Upper secondary education (general) - level completion, with direct access to tertiary education/ *only for persons aged 16-34*
- 349 ISCED 3 Upper secondary education (general) - without possible distinction of access to tertiary education/ *only for persons aged 16-34*
- 350 ISCED 3 Upper secondary education- vocational/ *only for persons aged 35 and over*
- 352 ISCED 3 Upper secondary education (vocational) - partial level completion, without direct access to tertiary education/ *only for persons aged 16-34*
- 353 ISCED 3 Upper secondary education (vocational) - level completion, without direct access to tertiary education/ *only for persons aged 16-34*
- 354 ISCED 3 Upper secondary education (vocational) - level completion, with direct access to tertiary education/ *only for persons aged 16-34*
- 359 ISCED 3 Upper secondary education (vocational) - without possible distinction of access to tertiary education/ *only for persons aged 16-34*
- 390 ISCED 3 Upper secondary education- orientation unknown/ *only for persons aged 35 and over*
- 392 ISCED 3 Upper secondary education (orientation unknown) - partial level completion, without direct access to tertiary education/ *only for persons aged 16-34*

- 393 ISCED 3 Upper secondary education (orientation unknown) - level completion, without direct access to tertiary education/ *only for persons aged 16-34*
- 394 ISCED 3 Upper secondary education (orientation unknown) - level completion, with direct access to tertiary education/ *only for persons aged 16-34*
- 399 ISCED 3 Upper secondary education (orientation unknown) - without possible distinction of access to tertiary education/ *only for persons aged 16-34*
- 440 ISCED 4 Post-secondary non-tertiary education - general
- 450 ISCED 4 Post-secondary non-tertiary education - vocational
- 490 ISCED 4 Post-secondary non-tertiary education - orientation unknown
- 540 ISCED 5 Short-cycle tertiary education - general
- 550 ISCED 5 Short-cycle tertiary education - vocational
- 590 ISCED 5 Short-cycle tertiary education - orientation unknown
- 600 ISCED 6 Bachelor's or equivalent level
- 700 ISCED 7 Master's or equivalent level
- 800 ISCED 8 Doctoral or equivalent level

#### From 2014 to 2020 (2013< PB010<2021)

- 000 Less than primary education
- 100 Primary education
- 200 Lower secondary education
- 300 Upper secondary education (not further specified)  
Only for people 16-34:
- 34 General education
  - 340 without distinction of direct access to tertiary education
  - 342 partial level completion and without direct access to tertiary education
  - 343 level completion, without direct access to tertiary education
  - 344 level completion, with direct access to tertiary education
- 35 Vocational education
  - 350 without distinction of direct access to tertiary education
  - 352 partial level completion and without direct access to tertiary education
  - 353 level completion, without direct access to tertiary education
  - 354 level completion, with direct access to tertiary education
- 400 Post-secondary non tertiary education (not further specified)  
Only for people 16-34:
- 440 General education
- 450 Vocational education
- 500 Short cycle tertiary
- 600 Bachelor or equivalent
- 700 Master or equivalent
- 800 Doctorate or equivalent

#### Before 2014(PB010<2014)

- 0 pre-primary education
- 1 primary education
- 2 lower secondary education
- 3 (upper) secondary education
- 4 post-secondary non tertiary education

- 5 first stage of tertiary education (not leading directly to an advanced research qualification)
- 6 second stage of tertiary education (leading to an advanced research qualification)

## FLAGS

- 1 Collected via survey/interview
- 2 Collected from administrative data
- 3 Imputed
- 4 Not possible to establish a source
- 1 Missing
- 7 Not applicable (PB010 not equal to 2021)

## DESCRIPTION

From 2021, the identifier of the variable has been changed from PE040 to PE041.

The educational attainment level of an individual is the highest ISCED (International Standard Classification of Education 2011) level successfully completed, the successful completion of an education programme being validated by a recognised qualification, i.e. a qualification officially recognised by the relevant national education authorities or recognised as equivalent to another qualification of formal education. In countries where education programmes, in particular those belonging to ISCED levels 1 and 2, do not lead to a qualification the criterion of full attendance of the programme and normally gaining access to a higher level of education can be used instead. When determining the highest level, both general and vocational education should be taken into consideration.

The concept of a 'successful completion of an education programme' typically corresponds to the situation in which a pupil or student attends courses or classes and obtains the final credential associated with a formal education programme. In this respect, educational attainment level corresponds to the highest level successfully completed in the ISCED ladder.

The educational attainment level is defined according to the International Standard Classification of Education 2011 (ISCED 2011, see: <http://uis.unesco.org/sites/default/files/documents/international-standard-classification-of-education-isced-2011-en.pdf>).

The category 'not applicable' is to be used to count statistical units which are part of the population of the data source but for which it systematically does not report any information on the variable (e.g. persons below a certain age).

Joint Eurostat-OECD guidelines on the measurement of educational attainment in household surveys are available here: <https://circabc.europa.eu/w/browse/c2dc65ad-5163-4935-b0c2-e5ea1f44929b>.

Coding of the variable should be based on the ISCED integrated mapping which is elaborated in each country.

When determining the highest educational level, both general and vocational education should be taken into consideration. If a person has successfully completed more than one programme at the same ISCED level, the most recent qualification should be reported (see ISCED 2011, § 87).

Persons who have attended but not successfully completed a formal education programme should be coded according to the highest level of the formal programme that they have (previously) successfully completed.

Qualifications from "old" educational programmes (not existing anymore) should be classified on the basis of their characteristics at the time of completion.

For ISCED levels 3, 4 and 5 the standard category 'orientation unknown' should only be used if information on the orientation of the programme is not available.

The standard category 'ISCED 3 Upper secondary education, without possible distinction of access to tertiary education' should only be used when a distinction between different ISCED level 3 programmes (giving or not giving access to tertiary education) is not possible.

A person having successfully completed an ISCED 2011 level 3 programme of 'partial level completion' (codes 342 and 352 of ISCED-P) is classified in the standard category 'ISCED 3 Upper secondary education – partial level completion, without direct access to tertiary education' and her/his educational attainment level is considered as ISCED level 3. For further clarification see the Annex for EU countries of the joint Eurostat-OECD guidelines on the measurement of educational attainment.

All questions about implementing the ISCED in surveys can be addressed to the national ISCED coordinator who was nominated in each country to ensure coherence of the variable 'educational attainment level' in different sources.

The 'diploma approach' where respondents are asked about their diplomas instead of the level of education completed is highly recommended. For details on the 'diploma approach' see the joint Eurostat-OECD guidelines on the measurement of educational attainment in household surveys.

Alternatively, the question(s) for this variable should be phrased by countries in a way that the concept of educational attainment level (qualification officially recognised by the relevant national education authorities or recognised as equivalent to another qualification of formal education) is described as fully as possible. This can be achieved by listing the formal education programmes/qualifications (or categories thereof).

## PH010: SELF-PERCEIVED GENERAL HEALTH

**Topic and detailed topic:** Health: status and disability, access to, availability and use of healthcare and health determinants / Disability and Minimum European Health Module

**Variable type:** Annual

**Unit:** All current household members aged 16 years and over or selected respondent (where applies)

**Reference period:** Current

**Mode of collection:** Personal interview (proxy as an exception for persons temporarily away or in incapacity)

**In use (period):** Yes, since the first year of the EU-SILC data collection

**Series' differences:** No changes

### VALUES AND FORMAT

1	Very good
2	Good
3	Fair (neither good nor bad)
4	Bad
5	Very bad

### FLAGS

1	Filled
-1	Missing
-3	Not applicable (Non-selected respondent (RB245 equal to 3))

### DESCRIPTION

This variable is part of standardised variables and also part of the Minimum European Health Module (MEHM). The MEHM consists of two more variables on health status: long-standing health problem and limitation in activities because of health problems (also known as Global Activity Limitation Indicator - GALI). If the MEHM is implemented, all the questions should be asked in the recommended order (i.e. self-perceived general health, long-standing health problem, and limitation in activities because of health problems) and with no inclusion of any other health status related questions before or between the MEHM questions as it could have an impact on the results.

During the interview, all answer options should systematically be read out to respondents.

The concept of self-perceived health is subjective. The notion is restricted to an assessment coming from the individual and as far as possible not from anyone else, whether an interviewer, healthcare professional or relative.

Self-perceived health might be influenced by impressions or opinions from others, but is the result after these impressions have been processed by the individual relative to his/her own beliefs and attitudes.

The reference is to health in general rather than the present state of health, as the question is not intended to measure temporary health problems. The different dimensions of health should be included, i.e. physical and emotional functioning, mental health (covering psychological well-being and mental disorders) and biomedical signs and symptoms. It omits any reference to age as respondents are not specifically asked to compare their health with others of the same age or with their own previous or future health state.

Five options for answers are proposed. Two ('very good' and 'good') are at the upper end of the scale and two ('bad' and 'very bad') are at the lower. It is also important to note that the intermediate category 'fair' should be translated into an appropriately neutral term (i.e. neither good nor bad), as far as possible keeping in mind cultural interpretations, in the various languages <sup>(53)</sup>.

<sup>(53)</sup> As a reference for translating answer categories for PH010 model question official translations of Commission Regulation (EU)



For this question a proxy should be avoided and used only as an exception.  
The model question for the variable should not be filtered by any preceding question.

The intermediate category 'fair' should be translated into an appropriately neutral term as far as possible keeping in mind cultural interpretations in the various languages.

The MEHM could be introduced to respondents using a short introduction: 'I would now like to talk to you about your health'.

The reference question is recommended by the World Health Organization (WHO) and the wording is as follows: 'How is your health in general? Is it... very good, good, fair, bad, very bad'.

---

No 141/2013 of 19 February 2013 implementing Regulation (EC) No 1338/2008 of the European Parliament and of the Council on Community statistics on public health and health and safety at work, as regards statistics based on the European Health Interview Survey (EHIS) (Annex I) can be used: <http://eur-lex.europa.eu/LexUriServ/LexUriServ.do?uri=CELEX:32013R0141:EN:NOT>

## PH020: SUFFER FROM ANY CHRONIC [LONG-STANDING] ILLNESS OR CONDITION

**Topic and detailed topic:** Health: status and disability, access to, availability and use of healthcare and health determinants / Disability and Minimum European Health Module

**Variable type:** Annual

**Unit:** All current household members aged 16 years and over or selected respondent (where applies)

**Reference period:** Current

**Mode of collection:** Personal interview (proxy as an exception for persons temporarily away or in incapacity)

**In use (period):** Yes, since the first year of the EU-SILC data collection

**Series' differences:** No changes

### VALUES AND FORMAT

1	Yes
2	No

### FLAGS

1	Filled
-1	Missing
-3	Not applicable (Non-selected respondent (RB245 equal to 3))

### DESCRIPTION

The question corresponding to this variable is part of standardised variables and also part of the Minimum European Health Module (MEHM). It should be asked just after the PH010 question and just before the PH030 question. It should not be used as a filter question for the PH030 variable.

The MEHM consists of two more variables on health status: self-perceived general health and limitation in activities because of health problems (also known as Global Activity Limitation Indicator - GALI). If the MEHM is implemented, all the questions should be asked in the recommended order (i.e. self-perceived general health, long-standing health problem, and limitation in activities because of health problems) and with no inclusion of any other health status related questions before or between the MEHM questions as it could have an impact on the results.

On implementing the reference question (see section 'reference question'), it is necessary to keep in mind that the recommended wording allows for possible adaptations. For instance:

- 'chronic' or 'long-standing' should be chosen according to what is 'best understood' in a country/language.
- it is intended to ask if people 'have' a chronic condition, not if they really 'suffer' from it. However, the verb 'suffer' can be used in countries/languages where it is considered more suitable for the question formulation and still retains the same meaning as the verb 'have' in English.
- 'health problem' seems not to be understood in some countries/languages and therefore 'illness or condition' is the alternative.

The terms 'disability, handicap, impairment' should not be included in the question as synonyms for 'illness or health problem'.

Rather than adding further details to the question wording, interviewees should be instructed to be as inclusive as possible when considering the actual prevalence of a long-standing health problem. This means that the following could be considered as long-standing health problems (i.e. the corresponding option for an answer would be 'yes'):

- problems that are seasonal or intermittent, even where they ‘flare up’ for less than six months at a time (for instance allergies);
- chronic problems not considered by the respondent as very serious; severity doesn't play a role in this variable;
- problems that have not been diagnosed by a doctor (to exclude these would mean permitting those with better access to medical services to declare more problems);
- a long-standing disease that doesn't bother the respondent and/or is kept under control with medication (for instance people with a high blood pressure);
- not only problems of ill-health or diseases but also pain as well as ill-health caused by accidents and injuries, congenital conditions, birth defects, etc.

Specification of the concepts presented above or stating specific examples of diseases or chronic conditions in the question should be avoided.

Two options for answers are proposed: ‘yes’ referring to the occurrence of one or more long-standing/chronic health problems and ‘no’ referring to the absence of any long-standing/chronic health problem as perceived by the respondent.

For this question a proxy should be limited as much as possible but it is allowed.

The reference question was proposed by Euro-REVES<sup>54</sup> project and further possible adaptations agreed based on its pretesting in EHIS.

The original question proposed by Euro-REVES project did not use the second reference to long-standing (the expression in square brackets) neither did it use the second sentence clarifying the meaning of long-standing. However, pre-testing in EHIS showed that they may be necessary to include in some languages. As most countries implementing EHIS used the second sentence either as a part of the question or as a part of the additional explanations, the sentence should be used as the standard to ensure more harmonisation. The second reference to long-standing is optional.

The MEHM could be introduced to respondents using a short introduction: *‘I would now like to talk to you about your health’*.

The wording of the reference question, including possible adaptations, is suggested as follows:

*‘Do you have any long-standing illness or [long-standing] health problem? (Long-standing means illnesses or health problems which have lasted, or are expected to last, for 6 months or more). Yes / No.’*

---

<sup>54</sup> More information can be found at: [http://reves.site.ined.fr/en/home/regional\\_networks/euro\\_reves/](http://reves.site.ined.fr/en/home/regional_networks/euro_reves/)

## PH030: LIMITATION IN ACTIVITIES BECAUSE OF HEALTH PROBLEMS

**Topic and detailed topic:** Health: status and disability, access to, availability and use of healthcare and health determinants / Disability and Minimum European Health Module

**Variable type:** Core Variable/Annual

**Unit:** All current household members aged 16 years and over or selected respondent (where applies)

**Reference period:** Current

**Mode of collection:** Personal interview (proxy as an exception for persons temporarily away or in incapacity)

**In use (period):** Yes, since the first year of the EU-SILC data collection

**Series' differences:** Yes, 2021 (modality wording slightly changed from 2020)

### VALUES AND FORMAT

- |   |                          |
|---|--------------------------|
| 1 | Severely limited         |
| 2 | Limited but not severely |
| 3 | Not limited at all       |

### FLAGS

- |    |   |
|----|---|
| 1  | Filled  |
| -1 | Missing   |
| -3 | Not applicable (Non-selected respondent (RB245 equal to 3)) |

### DESCRIPTION

The model question is part of standardised variables and part of the Minimum European Health Module (MEHM). It should be asked just after the PH020 question and should not be filtered by the PH020 question.

The MEHM consists of two more variables on health status: self-perceived general health and long-standing health problem. If the MEHM is implemented, all the questions should be asked in the recommended order (i.e. self-perceived general health, long-standing health problem, and limitation in activities because of health problems) and with no inclusion of any other health status related questions before or between the MEHM questions as it could have impact on results.

The question should clearly show that the reference is to the activities people usually do and not to respondent's 'own activities'. Neither a list with examples of activities (for example work or school, home or leisure activities) nor a reference to the age group of the subject is included in the question. As such it gives no restrictions by culture, age, gender or the subjects own ambition. Specification of health concepts (e.g. physical and mental health) should be avoided.

The purpose of the instrument is to measure the presence of long-standing limitations, as the consequences of such long-standing limitations (e.g. care, dependency) are more serious.

The variable reports on participation restriction through long-standing limitation (6 months or more) in activities that people usually do because of health problems, and its severity.

It measures the respondent's self-assessment of whether he/she is limited (in 'activities people usually do') by any on-going physical, mental or emotional health problem, including disease or impairment, and old age. Consequences of injuries/accidents, congenital conditions, etc., are all included. Only the limitations directly caused by or related to one or more **health problems** are considered. Limitations due to financial, cultural or other none health-related causes should not be taken into account.

An **activity** is defined as: 'the performance of a task or action by an individual' and thus activity limitations are defined as 'the difficulties the individual experiences in performing an activity'. People with long-standing limitations due to health problems have passed through a process of adaptation which may have resulted in a reduction of their activities. To be able to identify existing limitations a reference is necessary and therefore the activity limitations are assessed against a generally accepted population standard, relative to cultural and social expectations by referring only to '**activities people usually do**'. Usual activities cover all spectrums of activities: work or school, home and leisure activities.

The purpose of the variable is to measure the presence of **long-standing** limitations, as the consequences of such long-standing limitations (e.g. care, dependency) are more serious. Temporary or short-term limitations are excluded.

The **period of at least the past 6 months** is strictly related to the duration of the activity limitation and not to the duration of the health problem. The limitations must have started at least six months earlier and still exist at the moment of the interview. This means that a positive answer ('severely limited' or 'limited but not severely') should be recorded only if the person is currently limited and has been limited in activities for at least the past 6 months.

New limitations which have not yet lasted 6 months but are expected to continue for more than 6 months must not be taken into consideration, even if usual medical knowledge would suggest that the health problem behind a new limitation is very likely to continue for a long time or for the rest of the life of the respondent (such as for diabetes type 1). One reason is that in terms of activity limitation it may be possible to counteract at some point negative consequences for activity limitations by using assisting devices or personal assistance. The activity limitations of the same health problem may also depend on the individual person and circumstances, and only past experience can provide a safe answer.

This variable can be used as a indication for disability.

In the categories there is a slight change applied from previous word used 'strongly' into 'severely'.

The response categories include three levels to better differentiate the severity of activity limitations: severely limited (severe limitations), limited but not severely (moderate limitations), not limited at all (no limitations).

'Severely limited' means that performing or accomplishing an activity cannot be done or only done with extreme difficulty, and that this situation has been ongoing for at least the past 6 months. Persons in this category usually cannot perform the activity alone and would need further help from other people.

'Limited but not severely' means that performing or accomplishing a usual activity can be done but only with some difficulties, and that this situation has been ongoing for at least the past 6 months. Persons in this category usually do not need help from other persons. When help is provided it is usually less often than daily.

Persons with recurring or fluctuating health conditions should refer to the most common (most frequent) situation impacting their usual activities. People with conditions where several activity domains are affected but to different extent (less impact in some domains but more impact in some other domains) should make an overall evaluation of their situation and prioritise more common activities.

'Not limited at all' means that performing or accomplishing usual activities can be done without any difficulties, or that any possible activity limitation has NOT been going on for at least the past 6 months (i.e. it is not a long-standing limitation).

The category 'not applicable' is to be used to count statistical units which are part of the population of the data source but for which it systematically does not report any information on the variable (e.g. persons below a certain age).

During the interview, all possible answer categories should systematically be read to respondents.

Information on 'limitation in activities because of health problems' is to be collected through two questions (see section 'reference question'). However, the data should always be transmitted to Eurostat as one single variable. The final variable for data transmission is as follows:

- TRANSMITTED\_VARIABLE\_CATEGORY = 'severely limited' if QUESTION\_1 = 'severely limited' and QUESTION\_2 = 'Yes'
- TRANSMITTED\_VARIABLE\_CATEGORY = 'limited but not severely' if QUESTION\_1 = 'limited but not severely' and QUESTION\_2 = 'Yes'
- TRANSMITTED\_VARIABLE\_CATEGORY = 'not limited at all' if QUESTION\_1 = 'not limited at all' or QUESTION\_2 = 'No'
- TRANSMITTED\_VARIABLE\_CATEGORY = 'not stated' if QUESTION\_1 is missing or [(QUESTION\_1 = 'severely limited' or 'limited but not severely') and (QUESTION\_2 is missing)]

For this question a proxy should be limited as much as possible but it is allowed.

The reference question was originally developed as a single-question instrument by the Euro-REVES<sup>55</sup> project. This single-question version was implemented in the EU-SILC and the EHIS. However, following concerns about the length and complexity of the single-question version (four concepts in one question) and experience with its implementation, several studies aiming at simplifying and improving GALI were carried out. This led to the development of a routed, two-question version. This routed version aims at making GALI better and easier to understand for respondents, in particular in telephone interviews and self-administered questionnaires. The routed version should be implemented in all EU social micro-data collections concerned.

The recommended two-question instrument is as follows:

The MEHM, or a part of it, could be introduced to respondents using a short introduction: '*I would now like to talk to you about your health.*'

QUESTION\_1: '*Are you limited because of a health problem in activities people usually do? Would you say you are... severely limited, limited but not severely, or not limited at all?*'

If answer to QUESTION\_1 is 'severely limited' or 'limited but not severely' ask QUESTION\_2:

QUESTION\_2: '*Have you been limited for at least the past 6 months? Yes, No.*'

---

<sup>55</sup> More information can be found at: [http://reves.site.ined.fr/en/home/regional\\_networks/euro\\_reves/](http://reves.site.ined.fr/en/home/regional_networks/euro_reves/)

## PH040: UNMET NEED FOR MEDICAL EXAMINATION OR TREATMENT

**Topic and detailed topic:** Health: status and disability, access to, availability and use of healthcare and health determinants /Access to healthcare

**Variable type:** Annual

**Unit:** All current household members aged 16 years and over or selected respondent (where applies)

**Reference period:** Last 12 months

**Mode of collection:** Personal interview (proxy as an exception for persons temporarily away or in incapacity)

**In use (period):** Yes, since the first year of the EU-SILC data collection

**Series' differences:** Yes (2015)

### VALUES AND FORMAT

- |   |  |
|---|--|
| 1 | Yes, there was at least one occasion when the person really needed examination or treatment but did not receive it |
| 2 | No, there was no occasion when the person really needed examination or treatment but did not receive it            |

### FLAGS

#### From 2015 onwards

- |    |  |
|----|--|
| 1  | Filled   |
| -1 | Missing  |
| -2 | Not applicable (the person did not really need any medical examination or treatment) |
| -3 | Not applicable (Non-selected respondent (RB245 equal to 3))                          |

#### Before 2015

- |    |                         |
|----|-------------------------|
| 1  | Filled                  |
| -1 | Missing                 |
| -3 | Non-selected respondent |

### DESCRIPTION

#### From 2015 onwards

The purpose of the variable is to capture the restricted access to medical care according to the person's own assessment of whether he or she needed medical examination or treatment, but did not get it, experienced a delay in getting it or did not seek for it.

Delay in getting healthcare can be treated as unmet need if considered by respondents as important. However, detailing the time between the need for the service and the time of having the service is not possible as for different health conditions/problems different time references would be needed. It is up to respondents to consider if the delay was too long and if they consider it as unmet need.

Medical care refers to individual healthcare services (medical examination or treatment) provided by or under direct supervision of medical doctors (ISCO-08 code 221 group on general and specialist medical practitioners), traditional and complementary medical professionals (ISCO-08 code 2230) or equivalent professions according to national healthcare systems.

#### Included:

- Medical mental healthcare;
- Prevention if perceived by respondents as important. For example, a national healthcare system guarantees regular preventive medical check-ups but the respondent is not able to make an appointment and perceives the situation as jeopardizing his/her health.

Healthcare provided for different purposes (curative, rehabilitative, long-term healthcare) and by different modes of provision (inpatient, outpatient, day, and home care)

**Excluded:**

- Self-medication (taking prescribed or non-prescribed drugs).
- Dental care.

It is recommended that the question is implemented in the following way:

**PH040\_Q1: *Was there any time during the last 12 months when you really needed a medical examination or treatment (excluding dental) for yourself?***

Yes (I really needed at least at one occasion medical examination or treatment)  1

No (I did not need any medical examination or treatment)  2

**FILTER:** If PH040\_Q1 = 1 then GO TO PH040\_Q2. Else GO TO PH060\_Q1.

**PH040\_Q2: *Did you have a medical examination or treatment each time you really needed?***

Yes (I had a medical examination or treatment each time I needed)  1

No (there was at least one occasion when I did not have a medical examination or treatment)  2

**FILTER:** If PH040\_Q2 = 2 then GO TO PH050\_Q1. Else GO TO PH060\_Q1.

Recommendations on the model question(s):

- In order to ensure that only relevant health problems are taken into account (in situations perceived by respondent as worrying or possibly causing additional health problems or further significantly deteriorating his/her health), the question should include 'really' (... when you really needed ...).
- In order to make sure that only consultations needed on the person's own behalf rather than on behalf of children, spouse, etc., the question should include 'for yourself'.
- Both 'examination and treatment' shall be asked as both terms might be perceived differently by the respondents and the intention is to include all contacts with medical professionals (including diagnostic and preventive check-ups).
- Not to include any other questions related to unmet needs before or between the model questions.
- To follow the proposed order of all the questions and the answer categories.
- Depending on the national context, the model question can explicitly ask for exclusion of dental examination or treatment if there is a worry that respondents could consider it as part of medical care. This should especially be taken in account when questions on unmet needs for medical care are asked before questions on unmet needs for dental care.

Construction of PH040 variable from the model questions:

PH040 = 1 if PH040\_Q1 = 1 and PH040\_Q2 = 2

PH040 = 2 if PH040\_Q1 = 1 and PH040\_Q2 = 1

PH040 = missing and flag -2 if PH040\_Q1 = 2.

**Before 2015**

In order to ensure that only serious needs are taken into account, it is suggested that the term 'when you really needed ...' is added into the question.

It is also suggested that the word 'on your own behalf' is added to ensure that the consultation/treatment was on the person's own behalf rather than on behalf of children, spouse, etc. If this is not clarified, any comparison between men and women or between parents and non-parents might be confounded. Also, 'really' could stress the need for emergency checks and exclude preventive ones.

As a model to be adapted to the current PH040: Unmet need for medical examination or treatment [Unmet need for medical examination or treatment during the last 12 months], the question on unmet need for specialist consultation in the EHIS is as follows (the terms in italics refer to specialists and should be deleted or adapted):

HC.14 *Was there any time during the last 12 months when you really needed to consult a specialist but did not?*



- Yes, there was at least one occasion \_ 1
- No, there was no occasion \_ 2 → GO TO HC.16/PH060

(and possibly):

- Don't know \_ 8 → GO TO HC.16/PH060
- Refusal \_ 9 → GO TO HC.16/PH060)

## PH050: MAIN REASON FOR UNMET NEED FOR MEDICAL EXAMINATION OR TREATMENT

**Topic and detailed topic:** Health: status and disability, access to, availability and use of healthcare and health determinants /Access to healthcare

**Variable type:** Annual

**Unit:** All current household members aged 16 years and over or selected respondent (where applies)

**Reference period:** Last 12 months

**Mode of collection:** Personal interview (proxy as an exception for persons temporarily away or in incapacity)

**In use (period):** Yes, since the first year of the EU-SILC data collection

**Series' differences:** No changes

### VALUES AND FORMAT

- 1 Could not afford to (too expensive)
- 2 Waiting list
- 3 Could not take time because of work, care for children or for others
- 4 Too far to travel/no means of transportation
- 5 Fear of doctor/hospitals/examination/ treatment
- 6 Wanted to wait and see if problem got better on its own
- 7 Did not know any good doctor or specialist
- 8 Other reasons

### FLAGS

- 1 Filled
- 1 Missing
- 2 Not applicable (the person did not really need any medical examination or treatment (PH040 not equal to 1))
- 3 Not applicable (Non-selected respondent (RB245 equal to 3))

### DESCRIPTION

#### From 2015 onwards

The purpose of this variable is to collect the main reason for unmet need for medical examination or treatment based on personal assessment.

This is follow up variable to the PH040 Unmet need for medical examination or treatment. The purpose of the variable is to capture the reasons for a restricted access to medical care according to the person's own.

#### Included:

- Medical mental healthcare.
- Prevention if perceived by respondents as important. For example, a national healthcare system guarantees regular preventive medical check-ups but the respondent is not able to make an appointment and perceives the situation as jeopardising his/her health.
- Care provided for different purposes (curative, rehabilitative, long-term healthcare) and by different modes of provision (inpatient, outpatient, day, and home care).

#### Excluded:

- Self-medication (taking prescribed or non-prescribed drugs).
- Dental care.

It is recommended that the question is implemented in the following way:

**PH040\_Q1: *Was there any time during the last 12 months when you really needed a medical examination or treatment (excluding dental) for yourself?***

- Yes (I really needed at least at one occasion medical examination or treatment)  1  
 No (I did not need any medical examination or treatment)  2

**FILTER:** If PH040\_Q1 = 1 then GO TO PH040\_Q2. Else GO TO PH060\_Q1.

**PH040\_Q2: *Did you have a medical examination or treatment each time you really needed?***

- Yes (I had a medical examination or treatment each time I needed)  1  
 No (there was at least one occasion when I did not have a medical examination or treatment)  2

**FILTER:** If PH040\_Q2 = 2 then GO TO PH050\_Q1. Else GO TO PH060\_Q1.

Recommendations on the model question(s):

- In order to ensure that only relevant health problems are taken into account (in situations perceived by respondent as worrying or possibly causing additional health problems or further significantly deteriorating his/her health), the question should include 'really' (... when you really needed ...).
- In order to make sure that only consultations needed on the person's own behalf rather than on behalf of children, spouse, etc., the question should include 'for yourself'.
- Both 'examination and treatment' shall be asked as both terms might be perceived differently by the respondents and the intention is to include all contacts with medical professionals (including diagnostic and preventive check-ups).
- Not to include any other questions related to unmet needs before or between the model questions;
- To follow the proposed order of all the questions and the answer categories.
- Depending on the national context, the model question can explicitly ask for exclusion of dental examination or treatment if there is a worry that respondents could consider it as part of medical care. This should especially be taken in account when questions on unmet needs for medical care are asked before questions on unmet needs for dental care.

**Construction of PH040 variable from the model questions:**

PH040 = 1 if PH040\_Q1 = 1 and PH040\_Q2 = 2

PH040 = 2 if PH040\_Q1 = 1 and PH040\_Q2 = 1

PH040 = missing and flag -2 if PH040\_Q1 = 2.

**Before 2015**

This is a follow-up question to the previous one. It aims to capture the dimension of restricted access to healthcare by including not only formal healthcare coverage (by insurance or universal coverage), but also restrictions due to rationing, waiting lists, the ability to afford care, and other reasons.

In the proposed classification for this item, option 2 (length of the waiting list) should be used for people who were actually on a waiting list and who were not helped, for respondents who were discouraged from seeking care because of perceptions of long waiting lists, as well as people who have 'applied' and are still waiting to see a medical specialist.

'Not covered by insurance' should be coded as 'could not afford to' if the respondent could not afford to pay for the treatment/examination himself or herself.

The issue regarding the perception of 'Could not afford to (too expensive)' should be addressed to exclude the response of 'too expensive' which is relative (more expensive than before, etc.) so that it relates only to whether the person could not pay the price/did not have enough money to pay. The fact that the price is not covered by an insurance fund is an important element that is to be taken into account.

It is recommended that the question should be asked in this way:

*What was the main reason for not having a medical examination or treatment?*

- Could not afford to (too expensive or not covered by the insurance fund) 01
- Waiting list, don't have the referral letter 02
- Could not take time because of work, care for children or for others 03
- Too far to travel/no means of transportation  04
- Fear of doctors/hospitals/examination/treatment  05
- Wanted to wait and see if problem got better on its own 06
- Didn't know any good specialist 07
- Other reason 08  
*(and possibly):*
- Don't know  98
- Refusal 99)

## PH060: UNMET NEED FOR DENTAL EXAMINATION OR TREATMENT

**Topic and detailed topic:** Health: status and disability, access to, availability and use of healthcare and health determinants /Access to healthcare

**Variable type:** Annual

**Unit:** All current household members aged 16 years and over or selected respondent (where applies)

**Reference period:** Last 12 months

**Mode of collection:** Personal interview (proxy as an exception for persons temporarily away or in incapacity)

**In use (period):** Yes, since the first year of the EU-SILC data collection

**Series' differences:** No changes

### VALUES AND FORMAT

- |   |  |
|---|--|
| 1 | Yes, there was at least one occasion when the person really needed examination or treatment but did not receive it |
| 2 | No, there was no occasion when the person really needed examination or treatment but did not receive it            |

### FLAGS

- |    |   |
|----|---|
| 1  | Filled  |
| -1 | Missing   |
| -2 | Not applicable (the person did not really need any dental examination or treatment) |
| -3 | Not applicable (Non-selected respondent (RB245 equal to 3))                         |

### DESCRIPTION

#### From 2015 onwards

The aim of the variable is to capture unmet needs for dental care according to the person's own assessment of whether he or she needed dental examination or treatment, but didn't get it, experienced a delay in getting it or didn't seek for it.

Delay in getting care can be treated as unmet need if considered by respondents as important. It is up to respondents to consider if the delay was too long and if they consider it as unmet need.

Dental care refers to individual healthcare services provided by or under direct supervision of stomatologists (dentists) (ISCO-08 code 2261). Healthcare provided by orthodontists is included.

#### Included:

- Prevention if perceived by respondents as important. For example, a national healthcare system guarantees regular preventive medical check-ups but the respondent is not able to make an appointment and perceives the situation as jeopardising his/her health.

#### Excluded:

- Self-medication (taking prescribed or non-prescribed drugs).
- Medical care.

It is recommended that the question is implemented in the following way:

**PH060\_Q1: Was there any time during the last 12 months when you really needed a dental examination or treatment for yourself?**

Yes (I really needed at least at one occasion dental examination or treatment)  1

No (I did not need any dental examination or treatment)  2

**FILTER:** If PH060\_Q1 = 1 then GO TO PH060\_Q2. Else GO TO [next module].

**PH060\_Q2: Did you have a dental examination or treatment each time you really needed?**Yes (I had a dental examination or treatment each time I needed)  1No (there was at least one occasion when I did not have a dental examination or treatment)  2**FILTER:** If PH060\_Q2 = 2 then GO TO PH070\_Q1. Else GO TO [next module].

Recommendations on the model question(s):

- In order to ensure that only relevant dental health needs are taken into account (in situations perceived by respondent as worrying or possibly causing additional health problems or further significantly deteriorating his/her dental health), the question should include 'really' (... when you really needed to consult...).
- In order to make sure that only consultations needed on the person's own behalf rather than on behalf of children, spouse, etc., the question should include 'for yourself'.
- Both 'examination and treatment' shall be asked as both terms might be perceived differently by the respondents and the intention is to include all contacts with dental professionals (including diagnostic and preventive check-ups).
- Not to include any other questions related to unmet needs before or between the model questions.
- To follow the proposed order of all the questions and the answer categories.

**Construction of PH060 variable:**

PH060 = 1 if PH060\_Q1 = 1 and PH060\_Q2 = 2

PH060 = 2 if PH060\_Q1 = 1 and PH060\_Q2 = 1

PH060 = missing and flag -2 if PH060\_Q1 = 2

**Before 2015**

There were major differences across EU countries in terms of the proportion of people with free access to dental care. In countries where all or nearly all persons are covered, access to healthcare may still be limited by the existence of waiting lists and other forms of rationing.

The purpose of the variable is to capture the person's own assessment of whether he or she needed to consult a dentist, but was not able to do so.

We would suggest adding the word 'personally' to make sure that the consultation/treatment was on the person's own behalf rather than on behalf of children. If this is not clarified, any comparison between men and women or between parents and non-parents might be confounded.

The same comments as for PH040: Unmet need for medical examination or treatment [*Unmet need for medical examination or treatment during the last 12 months*] must be considered.

## PH070: MAIN REASON FOR UNMET NEED FOR DENTAL EXAMINATION OR TREATMENT

**Topic and detailed topic:** Health: status and disability, access to, availability and use of healthcare and health determinants /Access to healthcare

**Variable type:** Annual

**Unit:** All current household members aged 16 years and over or selected respondent (where applies)

**Reference period:** Last 12 months

**Mode of collection:** Personal interview (proxy as an exception for persons temporarily away or in incapacity)

**In use (period):** Yes, since the first year of the EU-SILC data collection

**Series' differences:** No changes

### VALUES AND FORMAT

- |   |  |
|---|--|
| 1 | Could not afford to (too expensive)                                  |
| 2 | Waiting list   |
| 3 | Could not take time because of work, care for children or for others |
| 4 | Too far to travel/no means of transportation                         |
| 5 | Fear of doctor (dentist)/hospitals/examination/ treatment            |
| 6 | Wanted to wait and see if problem got better on its own              |
| 7 | Did not know any good dentist  |
| 8 | Other reasons  |

### FLAGS

- |    |   |
|----|---|
| 1  | Filled  |
| -1 | Missing   |
| -2 | Not applicable (PH060 not equal to 1)                       |
| -3 | Not applicable (Non-selected respondent (RB245 equal to 3)) |

### DESCRIPTION

#### From 2015 onwards

This variable aims to capture the main reason for unmet need for dental examination or treatment.

It is recommended that the question is implemented in the following way:

**PH070\_Q1:** *What was the main reason for not having a dental examination or treatment?*

- |   |                            |
|---|----------------------------|
| <i>Could not afford to (too expensive)</i>                                  | <input type="checkbox"/> 1 |
| <i>Waiting list</i>   | <input type="checkbox"/> 2 |
| <i>Could not take time because of work, care for children or for others</i> | <input type="checkbox"/> 3 |
| <i>Too far to travel or no means of transportation</i>                      | <input type="checkbox"/> 4 |
| <i>Fear of dentists, hospitals, examination or treatment</i>                | <input type="checkbox"/> 5 |
| <i>Wanted to wait and see if problem got better on its own</i>              | <input type="checkbox"/> 6 |
| <i>Did not know any good dentist</i>  | <input type="checkbox"/> 7 |
| <i>Other reasons</i>  | <input type="checkbox"/> 8 |

#### Recommendations on the model question(s):

- To follow the proposed order of the answer options.
- All the answer options should be read out during the interview (to be sure that the main reason is answered based on all possible options).

**Explanations for the reasons of unmet needs:**

- Could not afford to (too expensive).
- The issue on the perception of 'Could not afford to (too expensive)' should be tackled in order to not to include interpretations about 'too expensive' which are relative (more expensive than before, etc.) but relate only to the fact that the person could not pay the price, not having money enough for this.
- The fact that the price is not covered by an insurance fund is in particular an important element to be taken into account and coded under this answer category if the respondent could not afford to pay for the treatment/examination himself or herself.

**Waiting list:** This answer is to be used for people who were actually on a waiting list and, at the same time, were not helped even though the need for care was urgent, for respondents experiencing delay in getting appointment soon enough to meet their need of care, as well as for respondents who were discouraged from seeking care because of perceptions of the long waiting times.

**Excluded:** Waiting time to see a dentist or on day of appointment (the time spend in the waiting room), being on waiting list for planned (non-urgent) care if the need is not seen as urgent; too far to travel or no means of transportation.

Excluded: could not afford the cost of transport.

## Before 2015

This is a follow-up question to the previous one. It aims to capture the dimension of restricted access to healthcare by including not only formal healthcare coverage (by insurance or universal coverage), but also restrictions due to rationing, waiting lists, the ability to afford care, and other reasons.

In the proposed classification for this item, option 4 (length of the waiting list) should be used for people who are discouraged from seeking care because of perceptions of the length of wait, as well as people who have 'applied' and are still waiting to see a dentist.

The same comments as for PH050: Main reason for unmet need for medical examination or treatment must be considered.

Suggested question is:

*Note: This question is a follow-up question. It will only be asked if a respondent chooses the answer 'YES' in the previous question!*

*What was the main reason for not having a dental examination or treatment?*

*Please mark:*

- 1 *Could not afford to (too expensive)*
- 2 *Waiting list*
- 3 *Could not take time because of work, care for children or for others*
- 4 *Too far to travel/no means of transportation*
- 5 *Fear of doctor (dentist)/hospitals/examination/ treatment*
- 6 *Wanted to wait and see if problem got better on its own*
- 7 *Didn't know any good dentist*
- 8 *Other reason*



## PD020: REPLACE WORN-OUT CLOTHES BY SOME NEW (NOT SECOND-HAND) ONES

**Topic and detailed topic:** Living conditions, including material deprivation, housing, living environment, access to services / Material deprivation

**Variable type:** Annual

**Unit:** All current household members aged 16 and over or selected respondent (where applies)

**Reference period:** Current

**Mode of collection:** Personal interview (proxy as an exception for persons temporarily away or in incapacity)  
**In use (period):** Yes (Applicable for years: 2009 and from 2013)

**Series' differences:** No changes

### VALUES AND FORMAT

1	Yes
2	No, cannot afford
3	No, other reason

### FLAGS

1	Filled
-1	Missing
-3	Not applicable (Non-selected respondent (RB245 equal to 3))
-7	Not applicable (PB010 not equal to 2021)

### DESCRIPTION

The focus is on the replacement of the worn-out clothes by some new clothes e.g. suits, winter coats, pants. It is important to note that the variable refers to worn-out clothes, and not old-fashioned ones.

Suggested question:

*Could you tell me if you can replace worn-out clothes by some new (not second-hand) ones?*

*Please mark.*

- 1 Yes
- 2 No, cannot afford
- 3 No, other reasons

## PD030: TWO PAIRS OF PROPERLY FITTING SHOES [INCLUDING A PAIR OF ALL-WEATHER SHOES]

**Topic and detailed topic:** Living conditions, including material deprivation, housing, living environment, access to services / Material deprivation

**Variable type:** Annual

**Unit:** All current household members aged 16 years and over or selected respondent (where applicable)

**Reference period:** Current

**Mode of collection:** Personal interview (proxy as an exception for persons temporarily away or in incapacity)

**In use (period):** Yes (Applicable for years: 2009 and from 2013)

**Series' differences:** No changes

### VALUES AND FORMAT

1	Yes
2	No, cannot afford
3	No, other reason

### FLAGS

1	Filled
-1	Missing
-3	Not applicable (Non-selected respondent (RB245 equal to 3))

### DESCRIPTION

The concept of shoes has to be understood in a broad sense and adapted to the climatic conditions of the countries concerned (including both boots and sandals).

On the other hand, all-weather shoes (excluding sandals and boots) could be defined as any daily life shoes. Daily life shoes should be shoes the respondent can wear most days e.g. to work.

Suggested question:

*Do you have two pairs of shoes in a good condition that are suitable for daily activities?*

(Note: Two pairs of properly fitting shoes, suitable for daily activities including a pair of all-weather shoes)

*Please mark.*

- 1 Yes
- 2 No, cannot afford
- 3 No, other reasons

## PD050: GET-TOGETHER WITH FRIENDS/FAMILY [RELATIVES] FOR A DRINK/MEAL AT LEAST ONCE A MONTH

**Topic and detailed topic:** Living conditions, including material deprivation, housing, living environment, access to services / Material deprivation

**Variable type:** Annual

**Unit:** All current household members aged 16 years and over or selected respondent (where applicable)

**Reference period:** Current

**Mode of collection:** Personal interview (proxy as an exception for persons temporarily away or in incapacity)

**In use (period):** Yes (Applicable for years: 2009 and from 2013)

**Series' differences:** No changes

### VALUES AND FORMAT

- |   |                   |
|---|-------------------|
| 1 | Yes               |
| 2 | No, cannot afford |
| 3 | No, other reason  |

### FLAGS

- |    |   |
|----|---|
| 1  | Filled  |
| -1 | Missing   |
| -3 | Not applicable (Non-selected respondent (RB245 equal to 3)) |

### DESCRIPTION

Friends should be understood as people the respondent enjoys being with and with whom the respondent shares private matters.

The family, or relatives, should be understood in its widest meaning. It includes father/mother/children, siblings, grandparents, aunts, uncles, cousins, nephews, nieces, families-in-law, etc.

To get together for a drink/meal: To get-together for a drink/meal means spending time eating and/or drinking with friends or family (relatives) at home or elsewhere (restaurant, pub, etc.). Getting together with friends for professional matters only is excluded.

The 'No - cannot afford it' answer for getting together for a drink/meal refers to the financial exclusion/ deprivation.

The 'No - other reason' answer for this variable refers to another type of exclusion, namely the social exclusion.

This formulation is thought to be more adapted in a cross-national perspective because having friends at home is not the main way to have social relation in all countries. This variable aims to take into account the multi-cultural specificities as well as the financial and social aspects of deprivation.

Suggested question:

*Do you get-together with friends/family (relatives) for a drink/meal at least once a month?*

## PD060: REGULARLY PARTICIPATE IN A LEISURE ACTIVITY

**Topic and detailed topic:** Living conditions, including material deprivation, housing, living environment, access to services / Material deprivation

**Variable type:** Annual

**Unit:** All current household members aged 16 years and over or selected respondent (where applies)

**Reference period:** Current

**Mode of collection:** Personal interview (proxy as an exception for persons temporarily away or in incapacity)

**In use (period):** Yes (Applicable for years: 2009 and from 2013)

**Series' differences:** No changes

### VALUES AND FORMAT

1	Yes
2	No, cannot afford
3	No, other reason

### FLAGS

1	Filled
-1	Missing
-3	Not applicable (Non-selected respondent (RB245 equal to 3))

### DESCRIPTION

#### Regularly:

The term 'regularly' is linked to the repeated activity (ies) and is to be self-defined by the respondent. However, a 'yes' answer should imply that leisure activities (all together) are done several times per year.

#### Leisure activity:

Activities such as sport, cinema, concert, etc. should occur outside the home. These activities would incur costs for entrance and/or travel costs (e.g. swimming), for purchase costs (e.g. riding a bicycle) or for participating in organised events (e.g. football club fees).

The formal organisation of activities is not an important element.

Suggested question:

*Do you regularly participate in a leisure activity (that costs money) outside home?*

## PD070: SPEND A SMALL AMOUNT OF MONEY EACH WEEK ON YOURSELF

**Topic and detailed topic:** Living conditions, including material deprivation, housing, living environment, access to services / Material deprivation

**Variable type:** Annual

**Unit:** All current household members aged 16 years and over or selected respondent (where applicable)

Reference period: Current

**Mode of collection:** Personal interview (proxy as an exception for persons temporarily away or in incapacity)

**In use (period):** Yes (Applicable for years: 2009 and from 2013)

**Series' differences:** No changes

### VALUES AND FORMAT

1	Yes
2	No, cannot afford
3	No, other reason

### FLAGS

1	Filled
-1	Missing
-3	Not applicable (Non-selected respondent (RB245 equal to 3))

### DESCRIPTION

To spend a small amount of money on yourself means to freely spend money, to buy/do something for yourself, for your own pleasure e.g., to go to the movies, to buy a small object, to buy a magazine, a small book, a cake, an ice-cream in summer or other small things to eat, to go to the hairdresser, etc.

The "Yes" answer means that the person can afford to spend this money.

Suggested question: *'Do you spend a small amount of money most weeks on yourself, for your own pleasure (buying/doing something for yourself)?'*

## PD080: INTERNET CONNECTION FOR PERSONAL USE AT HOME

**Topic and detailed topic:** Living conditions, including material deprivation, housing, living environment, access to services / Material deprivation

**Variable type:** Annual

**Unit:** All current household members aged 16 years and over or selected respondent (where applicable)

**Reference period:** Current

**Mode of collection:** Personal interview (proxy as an exception for persons temporarily away or in incapacity)

**In use (period):** Yes (Applicable for years: 2009 and from 2013)

**Series' differences:** No changes

### VALUES AND FORMAT

- |   |                   |
|---|-------------------|
| 1 | Yes               |
| 2 | No, cannot afford |
| 3 | No, other reason  |

### FLAGS

- |    |   |
|----|---|
| 1  | Filled  |
| -1 | Missing   |
| -3 | Not applicable (Non-selected respondent (RB245 equal to 3)) |

### DESCRIPTION

Internet access can be via Smartphone (e.g. BlackBerry/iPhone), other wireless handheld device (tablet, etc ...), video games console, laptop, desktop computer, TV etc.

Examples of internet activities for personal use: social networking, sending/receiving emails, using services related to travel and accommodation, creating web pages, blogs, internet banking, reading or downloading online music, video, news etc., looking for information, telephoning or making video calls, buying/selling goods or services, taking part in online consultations or voting on civil or political issues etc.

The household member is considered to have an internet connection for personal use at home only if all the needs for personal use are fully fulfilled by this connection.

Suggested question: *'Do you have an Internet connection at home for personal use when needed?'*

## PW010: OVERALL LIFE SATISFACTION

**Topic and detailed topic:** Quality of life, including social civil, economic and cultural participation, inclusion and wellbeing/ Quality of life

**Variable type:** Annual

**Unit:** All current household members aged 16 years and over or selected respondent (where applicable)

**Reference period:** Current

**Mode of collection:** Personal interview (proxy as an exception for persons temporarily away or in incapacity)

**In use (period):** Yes, (2013, 2018, and from 2021)

**Series' differences:** Yes, 2021 (proxy is allowed but should be limited as much as possible)

### VALUES AND FORMAT

0-10 From 0 (Not at all satisfied) to 10 (Completely satisfied)

### FLAGS

1	Filled
-1	Missing
-3	Not applicable (Non-selected respondent (RB245 equal to 3))

### DESCRIPTION

Life satisfaction represents a report of how a respondent evaluates or appraises his or her life taken as a whole. The term 'life' is intended here as all areas of a person's life at a particular point in time (these days).

The variable focuses on how people are feeling 'these days' rather than specifying a longer or shorter time period. The intent is not to obtain the emotional state of the respondent at the given moment but for them to make a reflective judgement on their level of satisfaction.

Registers are not applicable and are not supposed to be used for wellbeing questions. Moreover, unit should include all current household members aged 16 years and over or selected respondent (where applicable).

The notion is restricted to an assessment coming from the individual and as far as possible not from anyone else.

The suggested question is:

*Overall, how satisfied are you with your life these days?*

*Please answer (circle) on a scale of 0 to 10, where 0 means not at all satisfied and 10 means completely satisfied.*

*Not at all satisfied 0-----1-----2-----3-----4-----5-----6-----7-----8-----9-----10 Completely satisfied*

## PW191: TRUST IN OTHERS

**Topic and detailed topic:** Quality of life, including social civil, economic and cultural participation, inclusion and wellbeing/ Quality of life

**Variable type:** Annual

**Unit:** All current household members aged 16 years and over or selected respondent (where applicable)

**Reference period:** Current

**Mode of collection:** Personal interview (proxy as an exception for persons temporarily away or in incapacity)

**In use (period):** Yes, (2018 and from 2021)

**Series' differences:** Yes, 2021 (proxy is allowed but should be limited as much as possible)

### VALUES AND FORMAT

0-10 From 0 (Do not trust at all) to 10 (Trust completely)

### FLAGS

1	Filled
-1	Missing
-3	Not applicable (Non-selected respondent (RB245 equal to 3))
-7	Not applicable (PB010 not equal to 2021)

### DESCRIPTION

The variable refers to the respondent's opinion/feeling. 'Social trust is [...] a core value or belief; an abstract evaluation of the moral standards of the society in which we live' (Sturgis et al. 2012). Others should be treated as people with whom the respondent is not acquainted ( family, friends, neighbours etc. should be excluded).

It should mean that "most people" can be trusted, but (as reported by interviewers) 10 is chosen when "all people can be trusted".

If there is no response or a refusal to respond, the value of the variable will be missing and the record flag should be filled as '-1'.

Registers are not applicable and are not supposed to be used on wellbeing questions. Moreover, unit should include all current household members aged 16 years and over or selected respondent (where applicable).

The notion is restricted to an assessment coming from the individual and as far as possible not from anyone else.

Suggested question:

*'Would you say that most people can be trusted?'*

*'To what extent do you trust other people?'*

*Please answer (circle) on a scale from 0 to 10, where 0 means that in general you do not trust any other person and 10 that you feel most people can be trusted.*

Do not trust at all 0-----1-----2-----3-----4-----5-----6-----7-----8-----9-----10 Trust completely (with the order 0 to 10 and not 10 to 0)



## PL016: EXISTENCE OF PREVIOUS EMPLOYMENT EXPERIENCE

**Topic and detailed topic:** Job tenure, work biography and previous work experience/ Previous work experience

**Variable type:** Annual

**Unit:** All current household members aged 16 years and over

**Reference period:** Current

**Mode of collection:** Personal interview (proxy as an exception for persons temporarily away or in incapacity) or registers

**In use (period):** Yes, since the first year of the EU-SILC data collection (new identifier from 2021)

**Series' differences:** Yes, 2009 and 2021 (In 2021, PL015 is replaced by PL016)

### VALUES AND FORMAT

- |   |   |
|---|---|
| 1 | Person has never been in employment                         |
| 2 | Person has employment experience limited to occasional work |
| 3 | Person has employment experience other than occasional work |

### FLAGS

- |    |  |
|----|--|
| 1  | Collected via survey/interview           |
| 2  | Collected from administrative data       |
| 3  | Imputed                                  |
| 4  | Not possible to establish a source       |
| -1 | Missing                                  |
| -2 | Not applicable (PL032 equal to 1)        |
| -7 | Not applicable (PB010 not equal to 2021) |

### DESCRIPTION

This variable is part of the standardised social variable list.

The variable provides information on whether a person without employment has previously been in employment, and whether the previous employment experience was or not limited to purely occasional work. For the purpose of this variable, occasional work refers to a job without the features of continuity and job security. It is defined as a job that lasted less than three months (regardless of whether the job is part-time or full-time, formal or informal) and had only one spell in time.

Employment is defined in the 19th ICLS resolution<sup>56</sup> concerning statistics of work, employment and labour underutilization. The previous employment experience should be employment for pay or profit, with at least one hour of work per week.

A person who only has work experience that is not in line with the employment definition in the 19th ICLS resolution (eg. unpaid work or unpaid traineeships) should be coded as having no employment experience.

Unpaid family work is considered as employment according to the 19th ICLS resolution and should be treated as employment experience.

Work as a conscript (compulsory military or civilian service) should not be considered as employment experience for this variable.

<sup>56</sup> See 19th ICLS resolution concerning statistics of work, employment and labour underutilization [http://www.ilo.org/global/statistics-and-databases/standards-and-guidelines/resolutions-adopted-by-international-conferences-of-labour-statisticians/WCMS\\_230304/lang--en/index.htm](http://www.ilo.org/global/statistics-and-databases/standards-and-guidelines/resolutions-adopted-by-international-conferences-of-labour-statisticians/WCMS_230304/lang--en/index.htm)

Seasonal workers working less than three months but for several consecutive years should be considered as having employment experience other than occasional work. By contrast, persons who only have vacation work which lasted less than three months over the course of only one year should be considered as having employment experience limited to occasional work.

Sporadic or vacation jobs that the person may have engaged in while still in school or university are to be considered as occasional work. However, in the case of a student who has been continuously performing paid work alongside their studies, that experience should be considered as previous employment experience other than occasional work, even if the number of hours was limited (e.g. a student working few hours every weekend during the school-year).

The category 'person has never been in employment' covers persons who have never had employment experience, under the International Labour Organisation (ILO) definition of employment (i.e. those who have never had employment experience in an employment for pay or profit, with at least one hour of work per week). This category should also be used for persons currently not in employment but who only have previous employment experience as defined above.

The category 'person has employment experience limited to occasional work' covers persons who have had employment experience, under the International Labour Organisation (ILO) definition of employment (i.e. those with a previous employment experience in an employment for pay or profit, with at least one hour of work per week), and this experience is limited to occasional work.

The category 'person has employment experience other than occasional work' covers persons who have had employment experience, under the International Labour Organisation (ILO) definition of employment (i.e. those with a previous employment experience in an employment for pay or profit, with at least one hour of work per week), excluding those cases where this experience is limited to occasional work or as a conscript.

## PL032: SELF-DEFINED CURRENT ECONOMIC STATUS

**Topic and detailed topic:** Labour market participation / Main activity status (self-defined)

**Variable type:** Annual

**Unit:** All current household members aged 16 years and over

**Reference period:** Current

**Mode of collection:** Personal interview (proxy as an exception for persons temporarily away or in incapacity)

**In use (period):** Yes, since 2009 (new identifier from 2021)

**Series' differences:** Yes 2009 replies PL030 and in 2021 changed modalities and variable identifier from PL031 to PL032

### VALUES AND FORMAT

From 2021 operation onwards (PL032)

- 1 Employed
- 2 Unemployed
- 3 Retired
- 4 Unable to work due to long-standing health problems
- 5 Student, pupil
- 6 Fulfilling domestic tasks
- 7 Compulsory military or civilian service
- 8 Other

Before 2021 (PL031<sup>57</sup>)

- 1 Employee working full-time
- 2 Employee working part-time
- 3 Self-employed working full-time (including family worker)
- 4 Self-employed working part-time (including family worker)
- 5 Unemployed
- 6 Pupil, student, further training, unpaid work experience
- 7 In retirement or in early retirement or has given up business
- 8 Permanently disabled or/and unfit to work
- 9 In compulsory military or community service
- 10 Fulfilling domestic tasks and care responsibilities
- 11 Other inactive person

### FLAGS

- |    |  |
|----|--|
| 1  | Filled                                   |
| -1 | Missing                                  |
| -7 | Not applicable (PB010 not equal to 2021) |

<sup>(57)</sup> An agreement was reached during the Living Conditions Working Group meeting in June 2008 that the variable PL030 will be replaced by the variable PL031 with slightly different answering categories in order to harmonise labour variables. In 2010, the LC WG agreed that from the 2011 operation onwards, they would suppress PL030 and retain only PL031.

## DESCRIPTION

From 2021 operation onwards, the variable PL032 replaces PL031 where modalities are changed according to standardised social variables. This variable should only be collected from interviewees and information should not be obtained from registers.

**The self-declared current 'main activity status':** the main status refers to the current situation (situation at the moment of the data collection/interview). The concept of 'current' implies that any definitive changes in the activity status should be taken into account. For instance, if a person has lost their job or has retired recently, or the activity status has otherwise changed in a definitive manner, then the situation at the time of the interview should be reported.

More than one activity status can apply to a person but only the most important activity should be reported. Self-perception means the variable must capture how people perceive themselves, not how they meet certain objective criteria. Where more than one status applies to the person, the respondent should select the category that best describes their situation. No criteria for that are specified but it could be determined by the status/activity with the most time spent.

The main activity status is self-assessed by the respondent and the chosen category should appropriately describe how a person mainly perceives themselves. The relevant categories to choose among are predefined in a list (see categories for the variable). The categories are logically, not mutually exclusive, and do not have a hierarchical order. The variable results are very sensitive to the way of implementation, especially question wording and category wording or order.

The information should not be derived and it should be collected by using a single question.

The category 'compulsory military or civilian service' may not apply in all countries and in this case it can be dropped. The category 'other' should only be offered to the respondent if they cannot choose from one of the proposed categories. In PAPI it is unavoidable to offer this category right away.

In cases where respondents cannot spontaneously choose one category, particularly when several categories apply to them, the interviewer can help to clarify the categories. A PAPI questionnaire can give explanations (preferably in an annex). Specific proposals, such as which category should be chosen, should not be given. It can be explained if a category is appropriate to be chosen. There are no wrong categories to choose. The response depends on the self-perception of the respondent:

- Respondents can consider themselves being employed irrespective of their official labour market status, working time or kind of income from employment. They can also be looking for another job in parallel. Also other categories can apply to them as long as they consider employment to be their main activity. Also, persons who would choose another main activity status can also be in employment. For instance, many people who would regard themselves as full-time students or mainly fulfilling domestic tasks can have a job. In that case they can assign themselves to the corresponding category. Respondents helping in the family business, even if it is unpaid, can consider themselves as employed.
- Respondents can see themselves as being unemployed irrespective of an official status or a registration with the public employment agency. Unemployed persons can also have minor jobs while seeking a main job.
- Respondents who are in various forms of vocational education or training that (partly) takes place at the place of employment can consider themselves as being in employment. This also applies to apprentices, as well as paid trainees or interns, who can consider themselves as being in employment, while persons having an unpaid work-based training may assign themselves to the category student, pupil.
- Respondents who mainly perceive themselves as a housewife or househusband can choose the category 'fulfilling domestic tasks' even if they also have a job, receive a pension or are retired. The category 'fulfilling domestic tasks' includes all activities needed to run a private household including the raising of children.
- Respondents can consider themselves as retired if they receive a pension or if they have finally stopped working or given up their business because of their age or age related health condition. Still, they could work e.g. in a minor job. Persons in early retirement that is not connected to health issues can also choose this category.

- Persons can consider themselves unable to work due to long-standing health problems if they are unable to work due to health reasons or disabilities for a longer, undetermined or permanent time or/and are unfit to work. The response is given based on self-assessment and is independent from the benefit they receive.
- Persons who cannot choose one of the activity status categories can select the category 'other'. These can be e. g. volunteers or mainly inactive persons. Also these persons could e.g. have a job or fulfil domestic tasks. Respondents on maternity or parental leave can consider themselves either as employed or as fulfilling domestic tasks.

The variable refers to the current status, i.e. no reference period should be mentioned.

The categorisation is solely self-defined and may not be changed due to plausibility checks or for any other reason (corrections/imputations) except by retrieving it again from the respondent.

Suggested question is:

*'What is your current economic status?'*

*Note:* The situation at the time of the interview should be reported and the self-declared main activity status is determined on the basis of how most time is spent.

Please choose from the options below:

- 1 *Employed*
- 2 *Unemployed*
- 3 *Retired*
- 4 *Unable to work due to long-standing health problems*
- 5 *Student, pupil*
- 6 *Fulfilling domestic tasks*
- 7 *Compulsory military or civilian service*
- 8 *Other*

## PL040A: STATUS IN EMPLOYMENT (MAIN JOB)

**Topic and detailed topic:** Labour market participation / Main activity status (self-defined)

**Variable type:** Core Variable/ Annual

**Unit:** All current household members aged 16 years and over

**Reference period:** Current

**Mode of collection:** Personal interview (proxy as an exception for persons temporarily away or in incapacity) or registers **In use (period):** Yes, since the first year of the EU-SILC data collection

**Series' differences:** Yes (2009, 2012)

### VALUES AND FORMAT

1	Self-employed with employees
2	Self-employed without employees
3	Employee
4	Family worker (unpaid)

### FLAGS

1	Collected via survey/interview
2	Collected from administrative data
3	Imputed
4	Not possible to establish a main source
-1	Missing
-2	Not applicable (PL032 not equal to 1)

### DESCRIPTION

This variable refers to the main job, namely the current main job for people at work (PL032 = 1). The variable is based on the International Classification of Status in Employment (ICSE-93).

The variable is part of the standardised variables.

The term job is used in reference to employment. One job is a set of tasks and duties performed for a single economic unit. Persons may have one or more jobs. For employees, each contract can be considered as a separate set of tasks and duties, and consequently as a separate job. Those in self-employment will have as many jobs as the economic units they own or co-own, irrespective of the number of clients served. In cases where the person has several jobs, the main job is the one with the longest hours usually worked, as defined in the international statistical standards on working time.

According to the basic criteria of economic risk and authority underlying the ICSE and focusing on forms of employment relevant in the European context the following statuses are defined:

**Self-employed with employees** means persons who work for their own business, professional practice or farm to earn a profit from the goods or services produced, and who employ at least one other person. There might be cases when the assignment to a status category is not always straightforward. Below are some examples to facilitate the assignment for particular cases.

*This category includes:*

- A person who looks after one or more children who are not their own on a private basis and receives a payment for this service should be considered as self-employed, except when they work for a single employer and receive employment rights from that employer. In that case they should be considered as an employee.
- A freelancer should in general be classified as self-employed. However, in situations where a freelancer works for a single employer and receives employment rights from that employer (e.g. holiday pay) they should be classified as an employee.
- A person who gives private lessons should be considered as self-employed if they are directly paid by their students.
- Members of producer co-operatives should be considered as self-employed. These members take part on an equal footing with other members in determining the organisation of production, work, sales and/or investments of the establishment.

**Self-employed without employees** means persons who work for their own business, professional practice or farm to earn a profit from the goods or services produced, and who do not employ other persons.

This category includes:

- Persons who only engage members of their own family or unpaid trainees should be classified in this category. This includes farmers just using the assistance of members of family.
- If a co-operative has employees (e.g. an accountant) the members of the co-operative should be considered as 'self-employed person without employees' because the co-operative, as an organisation (and not any of its members) is the employer.

**Employees** means persons who work for a public or private employer based on a written or oral contract and who receive a payment in cash or in kind. This payment in cash or in kind is not directly dependent upon the revenue of the unit for which they work. Members of the armed forces are also included if they are part of the survey target population. Employees normally work under direct supervision of, or according to guidelines set by the employing organisation or enterprise.

- A family member (son or daughter, for example), who is working in the family's farm and receives a regular wage is classified as an employee.
- A person looking after the children of others in their own home is classified as an employee if they are paid to do this by the local authority (or any other public administration) and if they do not take any decision affecting the enterprise (e.g. schedules or number of children) but should be classified as self-employed if they do it privately.
- In case a co-operative has hired workers and these workers have an employment contract that gives them a basic wage (which is not directly dependent upon the revenue of the co-operative), these workers are identified as employees of the co-operative.
- Apprentices or trainees receiving wages should be considered as employees.
- Priests (of any kind of religion) are considered as employees.
- On-call or casual workers are classified as employees or self-employed depending on the specific nature of their employment relationship. A prerequisite for being considered as a self-employed offering work or services is an own business or professional practice.

**Family worker (unpaid)** means persons who help another member of the family to run a farm or other business, provided they are not considered as employees. Therefore, they may not receive any kind of payment for their work in the family business because then they would be considered as employees.

This category includes:

- Relatives working for a family business or on a family farm without pay. This includes e.g. a son or daughter working for the parents' business or on the parents' farm without pay or a wife who assists her husband, or vice versa, in their business without pay.

- Helping family members does not mean having to live in the same household or on the same site. Also included are relatives living elsewhere but coming to help with the business, e.g. during the harvesting season, without pay if the reference period is within that season.
- If a relative receives pay (including benefits in kind) the employment status should be coded as 'employee'.

**Members of producer co-operatives:** Members of producer co-operatives should be considered as self-employed if in the co-operative, each member takes part on an equal footing with other members in determining the organisation of production, sales and/or other work of the establishment, the investments and the distribution of the proceeds of the establishment among their members.

In the case of workers hired to work for the co-operative, these workers have an employment contract that gives them a basic wage (which is not directly dependent upon the revenue of the co-operative) and these workers are identified as employees of the co-operative.

Even if the co-operative has employees (e.g. an accountant), the members of the co-operative should be considered as “self-employed without employees” because the co-operative as an organisation (and not any of its members) is the employer.

The category 'not applicable' covers persons not in employment should be marked as Flag '-2'.

Suggested question:

'How would you describe your status in your main job?' *Please mark*  
(*This question is applicable only for people who are currently working*)

- 1 Self-employed with employees
- 2 Self-employed without employees
- 3 Employee
- 4 Family worker (unpaid)



## PL040B: STATUS IN EMPLOYMENT (LAST JOB)

**Topic and detailed topic:** Labour market participation / Main activity status (self-defined)

**Variable type:** Annual

**Unit:** All current household members aged 16 years and over

**Reference period:** Last situation

**Mode of collection:** Personal interview (proxy as an exception for persons temporarily away or in incapacity) or registers

**In use (period):** Yes, since the first year of the EU-SILC data collection

**Series' differences:** Yes (2009, 2012, 2021)

### VALUES AND FORMAT

1	Self-employed with employees
2	Self-employed without employees
3	Employee
4	Family worker (unpaid)

### FLAGS

1	Collected via survey/interview
2	Collected from administrative data
3	Imputed
4	Not possible to establish a main source
-1	Missing
-2	Not applicable ((PL016 not equal to 3) or (PL032 = 1))

### DESCRIPTION

This variable should be collected from respondents who have self-defined current activity status other than employed but have work experience (PL032 not = 1 and PL016 = 3).

**Self-employed with employees** means persons who work for their own business, professional practice or farm to earn a profit, and who employ at least one other person.

If people working in the business, professional practice or farm, are not paid then they should be considered as being self-employed without employees.

**Self-employed without employees** means persons who work for their own business, professional practice or farm to earn a profit, and who do not employ any other person.

That said, they may engage members of their own family or apprentices without pay. This category includes farmers working alone or using the help of family members.

If a co-operative has employees (e.g. an accountant) the members of the co-operative should be considered as 'self-employed person without employees' because the co-operative, as an organisation (and not any of its members) is the employer.

This category includes:

- A woman who looks after one or more children that are not her own on a private basis and who receives payment for this service is a self-employed.
- A freelancer should be classified as self-employed, although a person who has been regularly retained by a single employer for some time may also be regarded as an employee.

**Employee** means persons who work for a public or private employer and who receive wages, salaries, fees, gratuities, payment by results or payment in kind. Non-conscripted members of the armed forces are also included.

An employee usually works for an outside employer, but a son or daughter who is working in a parent's firm and receives a regular wage is also classed as an employee.

A person who is looking after children in their own home is classed as an employee if they are paid to do this by the local authority (or any other public administration) and if they do not take any decision affecting the enterprise (e.g. schedules or number of children) but as a self-employed if they do it privately.

In cases where a co-operative has hired workers and these workers have an employment contract that gives them a basic wage (which is not directly dependent upon the revenue of the co-operative), these workers are classed as employees of the co-operative.

Apprentices or trainees receiving wages should be considered as employees.

Priests (of any kind of religion) should be considered as employees.

Persons who are simultaneously working in their own professional practice and for a public or private employer (e.g. doctors with their own cabinet and working in a hospital) should be classed according to the status where they work the longest number of hours.

**Family worker** means persons who help another member of the family to run an agricultural holding or other business, provided they are not considered as employees.

These family members do not have to live in the same household or on the same site. Also included are relatives living elsewhere but coming to help with the business, e.g. during the harvest season, without pay in money or in kind if the reference period falls within that season.

This category includes:

- A son or daughter working for the parents' business or on the parents' farm without pay.
- A wife who assists her husband in his business, e.g. a haulage contractor, without receiving any pay.

**Members of producer co-operatives** should be considered as self-employed if in the co-operative, each member takes part on an equal footing with other members in determining the organisation of production, sales and/or other work of the establishment, the investments and the distribution of the proceeds of the establishment among their members.

In the case of co-operative hired workers, these workers have an employment contract that gives them a basic remuneration (which is not directly dependent upon the revenue of the co-operative) and these workers are identified as employees of the co-operative.

Even if the co-operative has employees (e.g. an accountant), the members of the co-operative should be considered as "self-employed without employees" because the co-operative as an institution (and not any of its members) is the employer.

Suggested question:

*'How would you describe your status in your last job?' Please mark*

*(This question don't apply in cases when the person is currently employed or don't have previous working experience (PL016 not equal to 3 and PL032 not equal to 1)).*

- 1 *Self-employed with employees*
- 2 *Self-employed without employees*
- 3 *Employee*
- 4 *Family worker (unpaid)*

## PL051A: OCCUPATION IN MAIN JOB<sup>58</sup>

**Topic and detailed topic:** Labour market participation / Elementary job characteristics

**Variable type:** Core Variable /Annual

**Unit:** All current household members aged 16 years and over

**Reference period:** Current

**Mode of collection:** Personal interview (proxy as an exception for persons temporarily away or in incapacity) or registers

**In use (period):** New (split as A and B from 2021)

**Series' differences:** Yes, 2009 (2012)

### VALUES AND FORMAT

ISCO Code 08 (2 digits / see Annex: ISCO: International Standard Classification of Occupations)

### FLAGS

- 1 Collected via survey/interview
- 2 Collected from administrative data
- 3 Imputed
- 4 Not possible to establish a source
- 1 Missing
- 2 Not applicable (PL032 not equal to 1)
- 7 Not applicable (PB010 not equal to 2021)

### DESCRIPTION

This variable is part of the standardised list of social variables.

This variable refers to the main job, namely the current main job for people at work (PL032 = 1). If multiple jobs are held, the main job should be the one in which the greatest number of hours are usually worked. Interviewers, when asking the ISCO code, should refer, if applicable, to the code given for the preceding year(s) in order to avoid too many (and unjustified) changes in the value of this variable from one year to another.

The variable is defined according to the International Standard Classification of Occupations, version 2008 (ISCO-08), up to 4-digit level: <http://ec.europa.eu/eurostat/documents/1978984/6037342/ISCO-08.pdf>

It groups or classifies jobs according to the similarities of the tasks and duties undertaken in the job. In the International Labour Organization (ILO) resolution adopting the ISCO-08, occupation is defined as a set of jobs whose main tasks and duties are characterised by a high degree of similarity.

The term job is used in reference to employment. One job is a set of tasks and duties performed for a single economic unit. Persons may have one or several jobs. For employees, each contract can be considered as a separate set of tasks and duties, and consequently as a separate job. Those in self-employment will have as many jobs as the economic units they own or co-own, irrespective of the number of clients served. In cases of multiple job-holding, the main job is that with the longest hours usually worked, as defined in the international statistical standards on working time.

The category 'not applicable' covers persons not in employment marked as Flag '-2'.

The essential information for determining the occupation is usually the job title of the person in employment and a description of the main tasks undertaken in the course of their duties.

<sup>58</sup> ISCO-08: To use from the 2011 operation onwards,  
see: <http://ec.europa.eu/eurostat/documents/1978984/6037342/ISCO-08.pdf>

If a person carries out two or more tasks for their employer which are so different from each other that they should have different ISCO codes, it is recommended to code it on the most extensive task.

Persons who carry out a period of training or apprenticeship based on an employment contract should be classified in the occupation corresponding to their employment contract.

Suggested question:

*'What is your main occupation in your main job?'*

*Please write as full a description as possible. If multiple jobs are held or were held, the main job should be the one in which the greatest number of hours usually worked.*

- Occupation: \_\_\_\_\_

## PL051B: OCCUPATION (LAST JOB)

**Topic and detailed topic:** Labour market participation / Elementary job characteristics

**Variable type:** Annual

**Unit:** All current household members aged 16 years and over

**Reference period:** Last situation

**Mode of collection:** Personal interview (proxy as an exception for persons temporarily away or in incapacity) or registers

**In use (period):** New (split as A and B from 2021)

**Series' differences:** No changes

### VALUES AND FORMAT

ISCO Code 08 (2 digits / see Annex: ISCO: International Standard Classification of Occupations)

### FLAGS

- 1 Collected via survey/interview
- 2 Collected from administrative data
- 3 Imputed
- 4 Not possible to establish a source
- 1 Missing
- 2 Not applicable ((PL016 not equal to 3) or (PL032 = 1))
- 7 Not applicable (PB010 not equal to 2021)

### DESCRIPTION

This variable should be collected from respondents who have self-defined current activity status other than employed but have work experience (PL032 not = 1 and PL016 = 3).

If multiple jobs were held, the main job should be the one in which the greatest number of hours are usually worked, the same definition applies to persons who are currently employed.

Interviewers, when asking the ISCO code, should refer, if applicable, to the code given the preceding year(s) in order to avoid too many (and unjustified) changes in the value of this variable from one year to another.

The basis for the classification is the nature of the job itself and the level of skill required. A job is defined as the set of tasks and duties to be performed. Skills are the abilities to carry out the tasks and duties of a job. Skills consist of two dimensions: skill level and domain specialisation. The skill level is linked to the level of educational attainment. The questions needed for the classification by occupation are the job title associated with the main job and a further description of the tasks and duties. For a few occupations, information on the size of workplace (the local unit of activity) is needed). This should be coded according to the ISCO-08 (COM) classification provided in [Eurostat website](#).

Suggested question:

*'What is your main occupation in your last job?'*

*Please write as full a description as possible: Occupation: \_\_\_\_\_*

## PL060: NUMBER OF HOURS USUALLY WORKED PER WEEK IN THE MAIN JOB

**Topic and detailed topic:** Working conditions including working hours and working time arrangements/  
Working hours

**Variable type:** Annual

**Unit:** All current household members aged 16 years and over

**Reference period:** Current

**Mode of collection:** Personal interview (proxy as an exception for persons temporarily away or in incapacity) or registers

**In use (period):** Yes, since the first year of the EU-SILC data collection

**Series' differences:** Yes, 2009

### VALUES AND FORMAT

1–99 Number of hours

### FLAGS

- 1 Collected via survey/interview
- 2 Collected from administrative data
- 3 Imputed
- 4 Not possible to establish a main source
- 1 Missing
- 2 Not applicable (PL032 not equal to 1)
- 6 Hours varying (when an average of over four weeks is not possible)

### DESCRIPTION

If the respondent has multiple jobs, the main job is the one in which the most hours are usually worked. Persons who changed job during the reference week should regard the job at the end of the reference week as their main job.

The number of hours corresponds to the number of hours the person normally works in their main job. This covers all hours including extra hours, either paid or unpaid, which the person normally works, but excludes the travel time between the home and the place of work as well as the main meal break (normally taken at midday).

Persons who usually also work at home (within the definitions given below) are asked to include the number of hours they usually work at home.

Some persons, particularly self-employed and family workers, may not have usual hours, in the sense that their hours vary considerably from week to week or month to month. When the respondent is unable to provide the number of usual hours for this reason, the average of the hours actually worked per week over the past four weeks is used as a measure of usual hours. Code '-6' is applied to those cases where neither the number of usual hours, nor an average number of hours worked over the past four weeks, can be established.

For self-employed people, in particular, normal hours may also include work done at home, such as planning, record-keeping and so on.

Apprentices, trainees and other persons in vocational training should exclude the time spent in school or other special training centres.

Suggested question:

*'How many hours do you usually work per week in your main job?'*

*Please note that this question does not include hours worked in your second or third jobs.*

*Please write the number of hours: \_\_\_\_\_*

## PL073: NUMBER OF MONTHS SPENT IN FULL-TIME WORK AS EMPLOYEE

**Topic and detailed topic:** Labour market participation / Detailed labour market situation

**Variable type:** Annual

**Unit:** All current household members aged 16 years and over

**Reference period:** Income reference period

**Mode of collection:** Derived

**In use (period):** Yes, since 2009

**Series' differences:** No changes

### VALUES AND FORMAT

0 -12 Number of months

### FLAGS

1	Collected via survey/interview
2	Collected from administrative data
3	Imputed
4	Not possible to establish a source
-1	Missing

### DESCRIPTION

This variable is derived from calendar activity status. The condition is full-time job (see PL145). Nevertheless, for the selected respondent countries, or when this is not possible, part of the information can be derived (selected respondent 16+) and part of it can be asked through interview (the remain individuals 16+).

The status is self-defined and the same definitions apply as for the variable 'self-defined current economic status'. If the person combines different part-time jobs as an employee that result in the equivalent hours of a full-time job, the person should consider themselves as an employee working full-time (modality 1). The same holds if the person has a main job as an employee and an additional "small" (in terms of hours) second job as a self-employed person, both jobs being remunerated in what would be considered, together, as the remuneration for a full-time equivalent role.

If more than one type of activity occurs in the same month, priority should be given to economic activity ("main activity: work") over non-economic activity or inactivity.

If the respondent worked, at least two weeks of the month, then the variables PL073 '*Number of months spent at full-time work as employee*'; should be filled.

If more than one activity status applies in the same month, the respondent will select one on the basis of self-assessment. The criteria of most time spent may be useful where applicable.

**The self-declared 'main activity status'** is self-assessed by the respondent and the chosen category should appropriately describe how a person mainly perceives themselves.

The self-declared main activity status is determined on the basis of how most time is spent, but no criteria have been specified explicitly.

**Full-time/part-time:** the distinction between full-time and part-time work should be made on the basis of a spontaneous answer provided by the respondent in the calendar activity reported. It is impossible to establish a

more exact distinction between part-time and full-time work, due to variations in working hours between countries and also between industry sectors. By checking the answer with the number of hours usually worked, it should be possible to detect and even to correct implausible answers, since part-time work will rarely exceed 35 hours, while full-time work will usually start at about 30 hours.

**Work** means any work for pay or profit. Pay includes cash payments or 'payment in kind'

Self-employed persons with a business, farm or professional practice are also considered to be working if one of the following applies:

- A person works in his own business, professional practice or farm for the purpose of earning a profit, even if the enterprise is failing to make a profit.
- A person spends time on the operation of a business, professional practice or farm even if no sales were made, no professional services were rendered, or nothing was actually produced (for example, a farmer who engages in farm maintenance activities; an architect who spends time waiting for clients in their office; a fisherman who repairs his boat or nets for future operations; a person who attends a convention or seminar).
- A person is in the process of setting up a business, farm or professional practice. This includes the buying or installing of equipment, and ordering of supplies in preparation for opening a new business.
- An unpaid family worker is said to be working if the work contributes directly to a business, farm or professional practice owned or operated by a related member of the same household.

**Seasonal workers:** During the off-season, seasonal workers cannot be considered as having a formal attachment to their high-season job because they do not continue to receive a wage from their employer even though they may have an assurance of return to work.

**Maternity and paternity leave:** maternity leave is first given to the mother (but may include the leave of the father in the case of a transfer of the entitlements) and corresponds to the compulsory period of the leave stipulated by national legislation to ensure that mothers have sufficient rest, before and after childbirth, or for a period that is specified according to national circumstances.

People on maternity and paternity leave should always be considered as working.

The idea of having an additional category in the national questionnaire is seen as good practice.

**Parental leave:** Parental leave can be taken either by the mother or the father and is the interruption of work in the case of childbirth or bringing up a child of a young age. It corresponds to the period when parents receive "parental leave benefit". People on full-time parental leave should be treated as not working.

**Layoffs:** A person who is laid off is one whose written or unwritten contract of employment, or activity, has been suspended by the employer for a specified or unspecified period at the end of which the person concerned has a recognised right or recognised expectation to return to work with that employer.

Layoffs are classified as working if they receive  $\geq 50\%$  of their wage or salary from their employer or have an assurance of return to work within a period of three months.

**Employee** means persons who work for a public or private employer and who receive compensation in the form of wages, salaries, fees, gratuities, payment by results or payment in kind. Non-conscripted members of the armed forces are also included.

An employee is usually working for an outside employer, but a son or daughter, for example, who is working in a parent's firm and receives a regular wage is classified here as an employee.

A woman looking after children in her own home is classified as an employee if she is paid to do this by the local authority (or any other public administration) and if she does not take any decision affecting the enterprise (e.g. schedules or number of children). She is classified as self-employed if she undertakes such work privately.

Apprentices or trainees receiving emuneration should be considered as employees.

Priests (of any kind of religion) are considered as employees

Persons who are simultaneously working in their own professional practice and for a public or private employer (e.g. doctors with their own practice and working in a hospital) should be classified according to the where they work the greater number of hours.

Are not included months spend as self-employed (full or part time).

Are not included:



- Persons who work in their own business, professional practice or farm to earn a profit.
- Members of producer co-operatives.
- Sales and/or other work of the establishment, the investments and the distribution of the proceeds of the establishment among their members. Persons who help another member of the family run an agricultural holding or other business, provided they are not considered as employees.
- Unpaid voluntary work undertaken for a charity. **A son or daughter working in the parents' business or on the parents' farm without pay.** A wife who assists her husband in his business, e.g. a haulage contractor, without receiving any pay.
- Retirement.
- Pupil, student, further training, unpaid work experience.
- Permanently disabled and/or unfit to work.
- Compulsory military community or service.
- Fulfilling domestic tasks and care responsibilities.
- Other inactive persons.

Note: The total number of months recorded for the respondent in PL073+ PL074+ PL075+ PL076+ PL080+ PL085+ PL086+ PL087+ PL087+PL089+ PL090 cannot exceed 12.

## PL074: NUMBER OF MONTHS SPENT IN PART-TIME WORK AS EMPLOYEE

**Topic and detailed topic:** Labour market participation / Detailed labour market situation

**Variable type:** Annual

**Unit:** All current household members aged 16 years and over

**Reference period:** Income reference period

**Mode of collection:** Derived

**In use (period):** Yes, since 2009

**Series' differences:** No changes

### VALUES AND FORMAT

0 -12 Number of months

### FLAGS

- 1 Collected via survey/interview
- 2 Collected from administrative data
- 3 Imputed
- 4 Not possible to establish a source
- 1 Missing

### DESCRIPTION

This variable can be derived from the calendar of activity.

For the selected respondent countries, or when this is not possible, part of the information can be derived (selected respondent 16+) and part of it can be asked through interview (other household members aged 16+).

The status is self-defined and the same definitions apply as for the variable 'self-defined current economic status' (PL032). In particular, if the person combines different part-time jobs as an employee leading to an equivalent full-time work, the person should consider themselves as an employee working full-time. The same holds if the person has a main job as an employee and an additional "small" (in terms of hours) second job as a self-employed person, both jobs being remunerated in what would be considered, together, as the remuneration for a full-time equivalent role.

If more than one type of activity occurs in the same month, priority should be given to economic activity ("main activity: work") over non-economic activity and over inactivity. On the basis of this principle, the following rules may be used:

If the respondent worked part-time, at least two weeks of the month, then variables; PL074 '*Number of months spent in part-time work as employee*' should be filled.

If more than one activity status applies in the same month, the respondent will select one on the basis of self-assessment. The criterion of most time spent may be useful where applicable.

**The self-declared 'main activity status':** the variable refers to a person's own perception of their current main activity status. The different statuses refer to socially relevant categories including labour market participation, but also consider several categories of social status for persons where employment is not the main activity. It does not apply criteria of a specific concept e.g. of labour market participation as defined by the International Labour Organisation (ILO). The main activity status is self-assessed by the respondent and the chosen category should appropriately describe how a person mainly perceives themselves.

The self-declared main activity status is determined on the basis of how most time is spent, but no criteria have

been specified explicitly.

**Full-time/part-time:** the distinction between full-time and part-time work should be made on the basis of a spontaneous answer provided by the respondent in the calendar activity reported. It is impossible to establish a more exact distinction between part-time and full-time work, due to variations in working hours between countries and also between industry sectors. By checking the answer with the number of hours usually worked, it should be possible to detect and even to correct implausible answers, since part-time work will rarely exceed 35 hours, while full-time work will usually start at about 30 hours.

**Employee:** Employees are defined as persons who work for a public or private employer and who receive compensation in the form of wages, salaries, fees, gratuities, payment by results or payment in kind. Non-conscripted members of the armed forces are also included.

An employee is usually working for an outside employer, but a son or daughter, for example, who is working in a parent's firm and receives a regular wage is classified as an employee.

A woman looking after children in her own home is classified as an employee if she is paid to do this by the local authority (or any other public administration) and if she does not take any decision affecting the enterprise (e.g. schedules or number of children). She is classified as self-employed if she undertakes such work privately.

Apprentices or trainees receiving remuneration should be considered as employees.

Priests (of any kind of religion) are considered as employees.

Persons who are simultaneously working in their own professional practice and for a public or private employer (e.g. doctors with their own practice and working in a hospital) should be classified according to the where they work the greater number of hours.

It does not include:

- **Self-employed** means persons who work in their own business, professional practice or farm to earn a profit.
- **Family worker** means persons who help another member of the family run an agricultural holding or other business, provided they are not considered as employees.
- **Retirement, early retirement** means persons who have left their work for reasons of age. Early retirement due to enough seniority is also to be included.
- Pupil, student, further training, unpaid work experience.
- Permanently disabled and/or unfit to work.
- Compulsory military community or service.
- Fulfilling domestic tasks and care responsibilities.
- Other inactive persons.

Note: The total number of months recorded for the respondent in PL073+ PL074+ PL075+ PL076+ PL080+ PL085+ PL086+ PL087+ PL087+PL089+ PL090 cannot exceed 12.

## PL075: NUMBER OF MONTHS SPENT IN FULL-TIME WORK AS SELF-EMPLOYED [INCLUDING FAMILY WORKER]

**Topic and detailed topic:** Labour market participation / Detailed labour market situation

**Variable type:** Annual

**Unit:** All current household members aged 16 years and over

**Reference period:** Income reference period

**Mode of collection:** Derived

**In use (period):** Yes, since 2009

**Series' differences:** No changes

### VALUES AND FORMAT

0 -12 Number of months

### FLAGS

- 1 Collected via survey/interview
- 2 Collected from administrative data
- 3 Imputed
- 4 Not possible to establish a source
- 1 Missing

### DESCRIPTION

This variable can be derived from the calendar of activity.

For the selected respondent countries, or when this is not possible, part of the information can be derived (selected respondent 16+) and part of it can be asked through interview (other household members aged 16+).

The status is self-defined and the same definitions apply as for the variable 'self-defined current economic status'. In particular, if the person combines different part-time jobs as an employee leading to an equivalent full-time work, the person should consider themselves as an employee working full-time.

If more than one type of activity occurs in the same month, priority should be given to economic activity ("main activity: work") over non-economic activity and over inactivity. On the basis of this principle, the following rules may be used:

If the respondent worked as self-employed, at least two weeks of the month, then PL075 '*Number of months spent in full-time work as self-employed (including family worker)*' and/or PL076 '*Number of months spent in part-time work as self-employed (including family worker)*' should be filled in.

If more than one of the other situations applies in the same month, the respondent should select one on the basis of self-assessment. The criterion of most time spent may be useful where applicable.

**The self-declared 'main activity status':** this variable refers to a person's own perception of their current main activity status. The different statuses refer to socially relevant categories including labour market participation, but also consider several categories of social status for persons where employment is not the main activity. It does not apply specific criteria e.g. of labour market participation as defined by the International Labour Organisation (ILO). The main activity status is self-assessed by the respondent and the chosen category should appropriately describe how a person mainly perceives themselves.

The self-declared main activity status is determined on the basis of how most time is spent, but no criteria have been specified explicitly.

If the person combines different part-time jobs as an employee that result in the equivalent hours of a full-time job, the person should consider themselves as an employee working full-time (Modality 1). The same holds if the person has a main job as an employee and an additional "small" (in terms of hours) second job as a self-employed person, both jobs being remunerated in what would be considered as the remuneration for a full-time equivalent

role.

**Work** means any work for pay or profit. Pay includes cash payments or 'payment in kind' (payment in goods or services rather than money).

Self-employed persons with a business, farm or professional practice are also considered to be working if one of the following applies:

- A person works in his own business, professional practice or farm to earn a profit, even if the enterprise is failing to make a profit.
- A person spends time on the operation of a business, professional practice or farm even if no sales were made, no professional services were rendered, or nothing was actually produced (for example, a farmer who engages in farm maintenance activities, an architect who spends time waiting for clients in their office, a fisherman who repairs his boat or nets for future operations, a person who attends a convention or seminar).
- A person is in the process of setting up a business, farm or professional practice. This includes the buying or installing of equipment, and ordering of supplies in preparation for opening a new business.
- An unpaid family worker is said to be working if the work contributes directly to a business, farm or professional practice owned or operated by a family member of the same household.

**Seasonal workers:** During the off-season, seasonal workers cannot be considered as having a formal attachment to their high-season job—because they do not continue to receive a wage or salary from their employer even though they may have an assurance of return to work.

**Self-employed:** Self-employed persons are defined as persons who work in their own business, professional practice or farm to earn a profit.

Members of producer co-operatives should be considered as self-employed if in the co-operative, each member takes part on an equal footing with other members in determining the organisation of production, sales and/or other work of the establishment, the investments and the distribution of the proceeds of the establishment among their members.

**Family worker** means persons who help another member of the family run an agricultural holding or other business, provided they are not considered as employees.

Helping family members do not have to live in the same household or on the same site. Also included are relatives living elsewhere but coming to help with the business, e.g. during the harvesting season, without pay in money or kind if the reference period lies within that season.

This category includes:

- A son or daughter working in the parents' business or on the parents' farm without pay.
- A wife who assists her husband in his business, e.g. a haulage contractor, without receiving any formal pay.

This category does not include:

- Retired persons.
- Pupil, student.
- Permanently disabled or/and unfit to work.
- Compulsory military community or service.
- Fulfilling domestic tasks.
- Other inactive persons.
- Unemployed

**Full-time/part-time:** the distinction between full-time and part-time work should be made on the basis of a spontaneous answer provided by the respondent. It is impossible to establish a more exact distinction between part-time and full-time work, due to variations in working hours between countries and also between industry sectors. By checking the answer against the number of hours usually worked, it should be possible to detect and even to correct implausible answers, since part-time work will rarely exceed 35 hours, while full-time work will usually start at about 30 hours.

As mentioned above, if the person combines different part-time jobs as an employee that amount together to the equivalent of full-time work, the person should consider themselves as employee working full-time.



Note: The total number of months recorded for the respondent in PL073+ PL074+ PL075+ PL076+ PL080+ PL085+ PL086+ PL087+ PL087+PL089+ PL090 cannot exceed 12.

## PL076: NUMBER OF MONTHS SPENT IN PART-TIME WORK AS SELF-EMPLOYED [INCLUDING FAMILY WORKER]

**Topic and detailed topic:** Labour market participation / Detailed labour market situation

**Variable type:** Annual

**Unit:** All current household members aged 16 years and over

**Reference period:** Income reference period

**Mode of collection:** Derived

**In use (period):** Yes, since 2009

**Series' differences:** No changes

### VALUES AND FORMAT

0 -12 Number of months

### FLAGS

- |    |                                    |
|----|------------------------------------|
| 1  | Collected via survey/interview     |
| 2  | Collected from administrative data |
| 3  | Imputed                            |
| 4  | Not possible to establish a source |
| -1 | Missing                            |

### DESCRIPTION

This variable can be derived from the calendar of activity.

For the selected respondent countries, or when this is not possible, part of the information can be derived (selected respondent 16+) and part of it can be asked through interview (other household members aged 16+).

The status is self-defined and the same definitions apply as for the variable 'self-defined current economic status'. In particular, if the person combines different part-time jobs as an employee leading to an equivalent full-time work, the person should consider themselves as an employee working full-time.

If more than one type of activity occurs in the same month, priority should be given to economic activity ("main activity: work") over non-economic activity and over inactivity. On the basis of this principle, the following rules may be used:

If the respondent worked as self-employed, at least two weeks of the month, PL075 '*Number of months spent in full-time work as self-employed (including family worker)*' and/or PL076 '*Number of months spent in part-time work as self-employed (including family worker)*' should be filled in.

If more than one of the other situations applies in the same month, the respondent will select one on the basis of self-assessment. The criterion of most time spent may be useful where applicable.

The target variable captures the person's own perception of their main activity.

**Full-time/part-time:** the distinction between full-time and part-time work should be made on the basis of a spontaneous answer provided by the respondent. It is impossible to establish a more exact distinction between part-time and full-time work, due to variations in working hours between countries and also between industry sectors. By checking the answer against the number of hours usually worked, it should be possible to detect and even to correct implausible answers, since part-time work will rarely exceed 35 hours, while full-time work will usually start at about 30 hours.

Only part-time and self-employed persons should be considered as PL076.

**Self-employed** means persons who work for their own business, professional practice or farm to earn a profit.

Members of producer co-operatives should be considered as self-employed if in the co-operative, each member takes part on an equal footing with other members in determining the organisation of production, sales and/or

other work of the establishment, the investments and the distribution of the proceeds of the establishment among their members.

**Family worker** means persons who help another member of the family run an agricultural holding or other business, provided they are not considered as employees.

Helping family members do not have to live in the same household or on the same site. Also included are relatives living elsewhere but coming to help with the business, e.g. during the harvesting season, without pay in money or kind if the reference period lies within that season.

This category includes:

- A son or daughter working in the parents' business or on the parents' farm without pay.
- A wife who assists her husband in his business, e.g. a haulage contractor, without receiving any formal pay.

This category does not include:

- Retired persons.
- Pupil, student.
- Permanently disabled or/and unfit to work.
- Compulsory military community or service.
- Fulfilling domestic tasks.
- Other inactive persons.
- Unemployed

Note: The total number of months recorded for the respondent in PL073+ PL074+ PL075+ PL076+ PL080+ PL085+ PL086+ PL087+ PL087+PL089+ PL090 cannot exceed 12.



## PL080: NUMBER OF MONTHS SPENT IN UNEMPLOYMENT

**Topic and detailed topic:** Labour market participation / Detailed labour market situation

**Variable type:** Annual

**Unit:** All current household members aged 16 years and over

**Reference period:** Income reference period

**Mode of collection:** Derived

**In use (period):** Yes, since the first year of the EU-SILC data collection

**Series' differences:** Yes, 2009

### VALUES AND FORMAT

0 -12 Number of months

### FLAGS

1	Collected via survey/interview
2	Collected from administrative data
3	Imputed
4	Not possible to establish a source
-1	Missing

### DESCRIPTION

This variable can be derived from the calendar of activity.

For the selected respondent countries, or when this is not possible, part of the information can be derived (selected respondent 16+) and part of it can be asked through interview (other household members aged 16+).

The status is self-defined and the same definitions apply as for the variable 'self-defined current economic status'

The target variable captures the person's own perception of their main activity. It differs from the ILO concept to the extent that people's own perception of their main status differs from the strict definitions used in the ILO definitions.

Respondents can see themselves as being unemployed irrespective of an official status or a registration with the public employment agency. Unemployed can also have "small" jobs while seeking for a main job.

Early retirement for economic reasons can be included as unemployed according to the respondent's perception i.e. a person in early retirement for economic reasons will be included as unemployed if they classify themselves as being unemployed.

Note: The total number of months recorded for the respondent in PL073+ PL074+ PL075+ PL076+ PL080+ PL085+ PL086+ PL087+ PL087+PL089+ PL090 cannot exceed 12.

## PL085: NUMBER OF MONTHS SPENT IN RETIREMENT

**Topic and detailed topic:** Labour market participation / Detailed labour market situation

**Variable type:** Annual

**Unit:** All current household members aged 16 years and over

**Reference period:** Income reference period

**Mode of collection:** Derived

**In use (period):** Yes, since the first year of the EU-SILC data collection

**Series' differences:** Yes, 2009

### VALUES AND FORMAT

0 -12 Number of months

### FLAGS

- 1 Collected via survey/interview
- 2 Collected from administrative data
- 3 Imputed
- 4 Not possible to establish a source
- 1 Missing

### DESCRIPTION

This variable can be derived from the calendar of activity.

For the selected respondent countries, or when this is not possible, part of the information can be derived (selected respondent 16+) and part of it can be asked through interview (other household members aged 16+).

The status is self-defined and the same definitions apply as for the variable 'self-defined current economic status'. The target variable captures the person's own perception of their main activity.

Respondents can consider themselves as retired if they receive a pension or if they have finally stopped working or given up their business because of their age or age related health condition. Still, they could work e.g. in a "small" job. Persons in early retirement that is not connected to health issues can also choose this category.

However, early retirement due to economic reasons is classified according to the respondent's feeling, i.e. a person in early retirement for economic reasons will be included here only if they classifies themselves as being retired.

If early retirement for economic reasons and according to the respondent's perception they include themselves as unemployed then the early retirement for economic reasons should be included as unemployed if they classify themselves as being unemployed.

If more than one of the other situations applies in the same month, the respondent should select one on the basis of self-assessment. The criterion of most time spent may be useful where applicable.

The self-declared main activity status is determined on the basis of how most time is spent, but no criteria have been specified explicitly.

If more than one type of activity occurs in the same month, priority should be given to economic activity ("main activity: work") over non-economic activity and over inactivity.

Note: The total number of months recorded for the respondent in PL073+ PL074+ PL075+ PL076+ PL080+ PL085+ PL086+ PL087+ PL087+PL089+ PL090 cannot exceed 12.

## PL086: NUMBER OF MONTHS UNABLE TO WORK DUE TO LONG-STANDING HEALTH PROBLEMS

**Topic and detailed topic:** Labour market participation / Detailed labour market situation

**Variable type:** Annual

**Unit:** All current household members aged 16 years and over

**Reference period:** Income reference period

**Mode of collection:** Derived

**In use (period):** Yes, since 2009

**Series' differences:** No changes

### VALUES AND FORMAT

0 -12 Number of months

### FLAGS

- 1 Collected via survey/interview
- 2 Collected from administrative data
- 3 Imputed
- 4 Not possible to establish a source
- 1 Missing

### DESCRIPTION

This variable can be derived from the calendar of activity.

For the selected respondent countries, or when this is not possible, part of the information can be derived (selected respondent 16+) and part of it can be asked through interview (other household members aged 16+).

The status is self-defined and the same definitions apply as for the variable 'self-defined current economic status'. Persons can consider themselves unable to work due to long-standing health problems if they are unable to work due to health reasons or disabilities for a longer, undetermined or permanent time and/or are unfit to work. The response is given based on self-assessment and is independent from the benefit they receive. Persons who have not reached retirement age but are unable to work due to health reasons or disabilities for a longer or undetermined time can choose based on self-assessment, the category unable to work due to long-standing health problems. Persons who are in early retirement due to health reasons can choose this category based on self-assessment if they would not rather consider themselves as retired.

If more than one of the other situations applies in the same month, the respondent should select one on the basis of self-assessment. The criterion of most time spent may be useful where applicable.

If more than one type of activity occurs in the same month, priority should be given to economic activity ("main activity: work") over non-economic activity and over inactivity.

Note: The total number of months recorded for the respondent in PL073+ PL074+ PL075+ PL076+ PL080+ PL085+ PL086+ PL087+ PL087+PL089+ PL090 cannot exceed 12.

## PL087: NUMBER OF MONTHS SPENT STUDYING

**Topic and detailed topic:** Labour market participation / Detailed labour market situation

**Variable type:** Annual

**Unit:** All current household members aged 16 years and over

**Reference period:** Income reference period

**Mode of collection:** Derived

**In use (period):** Yes, since the first year of the EU-SILC data collection

**Series' differences:** Yes, 2009

### VALUES AND FORMAT

0 -12 Number of months

### FLAGS

- 1 Collected via survey/interview
- 2 Collected from administrative data
- 3 Imputed
- 4 Not possible to establish a source
- 1 Missing

### DESCRIPTION

This variable can be derived from the calendar of activity.

For the selected respondent countries, or when this is not possible, part of the information can be derived (selected respondent 16+) and part of it can be asked through interview (other household members aged 16+).

The status is self-defined and the same definitions apply as for the variable 'self-defined current economic status'. Respondents who are in various forms of vocational education or training that (partly) takes place at the work site can consider themselves as being in employment. This also applies to apprentices, as well as paid trainees or interns, who can consider themselves as being in employment, while persons having an unpaid work-based training may assign themselves to the category "*student/pupil*".

If more than one of the other situations applies in the same month, the respondent should select one on the basis of self-assessment. The criterion of most time spent may be useful where applicable.

If more than one type of activity occurs in the same month, priority should be given to economic activity ("main activity: work") over non-economic activity and over inactivity.

Note: The total number of months recorded for the respondent in PL073+ PL074+ PL075+ PL076+ PL080+ PL085+ PL086+ PL087+ PL087+PL089+ PL090 cannot exceed 12.

## PL088: NUMBER OF MONTHS SPENT IN COMPULSORY MILITARY SERVICE

**Topic and detailed topic:** Labour market participation / Detailed labour market situation

**Variable type:** Annual

**Unit:** All current household members aged 16 years and over

**Reference period:** Income reference period

**Mode of collection:** Derived

**In use (period):** Yes, since 2009

**Series' differences:** No changes

### VALUES AND FORMAT

0 -12 Number of months

### FLAGS

1	Collected via survey/interview
2	Collected from administrative data
3	Imputed
4	Not possible to establish a source
-1	Missing
-5	Not applicable (this concept is not used in the country)

### DESCRIPTION

This variable can be derived from the activity calendar.

For the selected respondent countries, or when this is not possible, part of the information can be derived (selected respondent 16+) and part of it can be asked through interview (other household members aged 16+).

The status is self-defined and the same definitions apply as for the variable 'self-defined current economic status'. Persons being part of military service during the income reference period should record the number of months. If a person has not reached the age of being involved in the military service, the value is '0' and likewise if a person has reached the age when the military service is no longer applicable.

If more than one of the other situations applies in the same month, the respondent should select one on the basis of self-assessment. The criterion of most time spent may be useful where applicable.

If more than one type of activity occurs in the same month, priority should be given to economic activity ("main activity: work") over non-economic activity and over inactivity.

Note: The total number of months recorded for the respondent in PL073+ PL074+ PL075+ PL076+ PL080+ PL085+ PL086+ PL087+ PL087+PL089+ PL090 cannot exceed 12.

## PL089: NUMBER OF MONTHS SPENT FULFILLING DOMESTIC TASKS

**Topic and detailed topic:** Labour market participation / Detailed labour market situation

**Variable type:** Annual

**Unit:** All current household members aged 16 years and over

**Reference period:** Income reference period

**Mode of collection:** Derived

**In use (period):** Yes, since 2009

**Series' differences:** No changes

### VALUES AND FORMAT

0 -12 Number of months

### FLAGS

1	Collected via survey/interview
2	Collected from administrative data
3	Imputed
4	Not possible to establish a source
-1	Missing

### DESCRIPTION

This variable can be derived from the calendar of activity.

For the selected respondent countries, or when this is not possible, part of the information can be derived (selected respondent 16+) and part of it can be asked through interview (other household members aged 16+).

The status is self-defined and the same definitions apply as for the variable 'self-defined current economic status' (PL032).

The target variable captures the person's own perception of their main activity. It differs from the ILO concept to the extent that people's own perception of their main status differs from the strict definitions used in the ILO definitions. If more than one of the other situations applies in the same month, the respondent should select one on the basis of self-assessment. The criterion of most time spent may be useful where applicable.

If more than one type of activity occurs in the same month, priority should be given to economic activity ("main activity: work") over non-economic activity and over inactivity.

If more than one of the other situations apply in the same month, the respondent should select one on the basis of self-assessment. The criterion of most time spent may be useful where applicable.

The category 'fulfilling domestic tasks' includes all activities needed to run a private household including the raising of children.

Note: The total number of months recorded for the respondent in PL073+ PL074+ PL075+ PL076+ PL080+ PL085+ PL086+ PL087+ PL087+PL089+ PL090 cannot exceed 12.

## PL090: NUMBER OF MONTHS SPENT IN OTHER INACTIVITY

**Topic and detailed topic:** Labour market participation / Detailed labour market situation

**Variable type:** Annual

**Unit:** All current household members aged 16 years and over

**Reference period:** Income reference period

**Mode of collection:** Derived

**In use (period):** Yes, since the first year of the EU-SILC data collection

**Series' differences:** Yes, 2009

### VALUES AND FORMAT

0 -12 Number of months

### FLAGS

1	Collected via survey/interview
2	Collected from administrative data
3	Imputed
4	Not possible to establish a source
-1	Missing

### DESCRIPTION

This variable can be derived from the calendar of activity

For the selected respondent countries, or when this is not possible, part of the information can be derived (selected respondent 16+) and part of it can be asked through interview (other household members aged 16+).

The status is self-defined and the same definitions apply as for the variable '*self-defined current economic status*' (PL032).

Persons who cannot choose one of the activity status categories can select the category 'other'. These can be volunteers or mainly inactive persons. Also, these persons could have a job or fulfil domestic tasks.

If more than one of the other situations applies in the same month, the respondent should select one on the basis of self-assessment. The criterion of most time spent may be useful where applicable.

If more than one type of activity occurs in the same month, priority should be given to economic activity ("main activity: work") over non-economic activity and over inactivity.

Note: The total number of months recorded for the respondent in PL073+ PL074+ PL075+ PL076+ PL080+ PL085+ PL086+ PL087+ PL087+PL089+ PL090 cannot exceed 12.

## PL100: TOTAL NUMBER OF HOURS PER WEEK USUALLY WORKED IN THE SECOND, THIRD,..JOBS

**Topic and detailed topic:** Working conditions including working hours and working time arrangements/  
Working hours

**Variable type:** Annual

**Unit:** All current household members aged 16 years and over

**Reference period:** Current

**Mode of collection:** Personal interview (proxy as an exception for persons temporarily away or in incapacity) or registers

**In use (period):** Yes, since the first year of the EU-SILC data collection

**Series' differences:** Yes, 2009

### VALUES AND FORMAT

1–99 Number of hours

### FLAGS

- 1 Collected via survey/interview
- 2 Collected from administrative data
- 3 Imputed
- 4 Not possible to establish a source
- 1 Missing
- 2 Not applicable (PL032 not equal to 1)
- 4 Not applicable (Not second, third...job)
- 6 Hours varying (when an average for over four weeks is not possible)

### DESCRIPTION

If multiple jobs are held, the number of hours usually worked in the second, third (and more) jobs should be recorded.

For the number of hours usually worked per week in the main job, see PL060.

*Suggested question:*

'How many hours do you usually work per week in your second and third (and subsequent) jobs?'

*Please note that this question includes hours of work in your second, third jobs if you have one beside your main one. This covers all hours including extra hours, either paid or unpaid, which you normally work, but it excludes the travel time between the home and the place of work as well as the main meal break (normally taken at midday).*



## PL111A: ECONOMIC ACTIVITY OF THE LOCAL UNIT FOR THE MAIN JOB

**Topic and detailed topic:** Labour market participation / Elementary job characteristics

**Variable type:** Core variable/Annual

**Unit:** All current household members aged 16 years and over or selected respondent (where applicable)

**Reference period:** Current

**Mode of collection:** Personal interview (proxy as an exception for persons temporarily away or in incapacity) or registers

**In use (period):** Yes, since 2008 (split as A and B from 2021)

**Series' differences:** Yes, 2009 (with the changes of PL030 to PL031) and 2021 with the change of PL031 to PL032

### VALUES AND FORMAT

NACE Rev.2 Code (2 digits / See Annex: NACE – Statistical Classification of Economic Activities)<sup>59</sup>

### FLAGS

1	Collected via survey/interview
2	Collected from administrative data
3	Imputed
4	Not possible to establish a source
-1	Missing
-2	Not applicable (PL032 not equal to 1)
-3	Not applicable (Non-selected respondent (RB245 equal to 3))
-7	Not applicable (PB010 not equal to 2021)

### DESCRIPTION

This variable is part of the standardised variable list of social variables. From the 2008 operation onwards, the classification NACE Rev.2 should be used<sup>60</sup>.

The variable is defined according to the Statistical Classification of Economic Activities (Nomenclature statistique des activités économiques dans la Communauté européenne, NACE) Rev. 2. It determines the economic sector or kind of economic activity of the local unit in which the person's job is located.

The local unit is an enterprise or part thereof (e. g. a workshop, factory, warehouse, office, mine or depot) situated in a geographically identified place. At or from this place economic activity is carried out for which one or more persons work (even if only part-time) for one and the same enterprise (Council Regulation n°696/93).

The variable refers to the main job of a person in employment.

The term job is used in reference to employment. One job is a set of tasks and duties performed for a single economic unit. Persons may have one or several jobs. For employees, each contract can be considered as a separate set of tasks and duties, and consequently as a separate job. Those in self-employment will have as many jobs as the economic units they own or co-own, irrespective of the number of clients served. In cases of multiple job-holding, the main job is that with the longest hours usually worked, as defined in the international

<sup>59</sup> <http://ec.europa.eu/eurostat/documents/1978984/6037342/Nace-Rev-2-3-digits-from-2008-onwards.pdf>

<sup>60</sup> Agreement during the Living Conditions Working Group meeting in June 2008 and Commission Regulation (EC) N° 973/2007 of 20 August 2007 amending certain EC Regulations on specific statistical domains implementing the statistical classification of economic activities NACE Revision 2.

statistical standards on working time.

The category 'not applicable' covers persons not in employment included in Flag '-2'.

There are mainly two possible approaches (questions) to identify the economic activity of the local unit. First, the respondent is asked for the name and address of the firm where they hold their main job, if this can be linked to a database of all firms in a country like a Statistical Business Register (SBR). Second, the respondent is asked to describe the economic activity and the kind of products or services supplied by the firm where they works.

If the local unit has more than one economic activity, the dominant one should be recorded. The ideal measure for determining the dominant activity would be the number of employees for the different activities, rather than more economic concepts like added value or turnover.

If a person works in more than one place (transport, construction, maintenance, surveillance, itinerant work, etc.) or at home, or in the customer's place (e.g. for surveillance, security, cleaning), the local unit is taken to be the place from where instructions emanate or from where the work is organised.

The economic activity of the local unit for persons with a contract with a temporary employment agency should be coded as the activity of the local unit where they actually work and not in the industry of the agency which employs them.

Suggested question:

*'What is the main activity of the business/organisation where you work your main job?'*

## PL111B: ECONOMIC ACTIVITY OF THE LOCAL UNIT (LAST JOB)

**Topic and detailed topic:** Labour market participation / Elementary job characteristics

**Variable type:** Annual

**Unit:** All current household members aged 16 years and over or selected respondent (where applicable) in working age who have previous work experience

**Reference period:** Last situation

**Mode of collection:** Personal interview (proxy as an exception for persons temporarily away or in incapacity) or registers

**In use (period):** From 2021 (split as A and B from 2021)

**Series' differences:** No changes

### VALUES AND FORMAT

NACE Rev.2 Code (2 digits / See Annex: NACE - Statistical Classification of Economic Activities)<sup>61</sup>

### FLAGS

1	Collected via survey/interview
2	Collected from administrative data
3	Imputed
4	Not possible to establish a source
-1	Missing
-2	Not applicable ((PL016 not equal to 3) or (PL032 = 1) or respondent not in working age)
-3	Not applicable (Non-selected respondent (RB245 equal to 3))
-7	Not applicable (PB010 not equal to 2021)

### DESCRIPTION

The variable is defined according to the Statistical Classification of Economic Activities (Nomenclature statistique des activités économiques dans la Communauté européenne, NACE) Rev. 2. It determines the economic sector or kind of economic activity of the local unit in which the person's job is located.

The local unit is an enterprise or part thereof (e. g. a workshop, factory, warehouse, office, mine or depot) situated in a geographically identified place. At or from this place economic activity is carried out for which one or more persons work (even if only part-time) for one and the same enterprise (Council Regulation n°696/93).

The term job is used in reference to employment. One job is a set of tasks and duties performed for a single economic unit. Persons may have one or several jobs. For employees, each contract can be considered as a separate set of tasks and duties, and consequently as a separate job. Those in self-employment will have as many jobs as the economic units they own or co-own, irrespective of the number of clients served. In cases of multiple job-holding, the main job is that with the longest hours usually worked, as defined in the international statistical standards on working time.

**The economic activity of the local unit of the last job for respondents who are currently not working:** this variable refers to the last main job. If multiple jobs are held, the main job should be the one with the greatest

<sup>61</sup> [https://ec.europa.eu/eurostat/ramon/nomenclatures/index.cfm?TargetUrl=LST\\_CLS\\_DLD&StrNom=NACE\\_1\\_1#](https://ec.europa.eu/eurostat/ramon/nomenclatures/index.cfm?TargetUrl=LST_CLS_DLD&StrNom=NACE_1_1#)

number of hours usually worked in the last working experience for persons currently not working.

Two types of questions can be used to obtain data on economic activity. The first type of question consists of the name and the address of the firm where a person was working. The second type of question asks the respondent to describe the economic activity and the kind of products or services supplied by the firm where they worked.

In the first type of question, the name and address of the firm allows the survey responses to be linked with a database of all firms in a country, the statistical Business Register.

The variable refers to all current household members aged 16 and over or selected respondent (where applies) of working age who have self-defined current activity status other than employed but have work experience (PL032 not = 1 and PL016 = 3). For the purpose of this variable working age population will include persons aged 16-74.

It should be collected only from persons within that working age in order to limit the burden.

## PL141: PERMANENCY OF MAIN JOB

**Topic and detailed topic:** Labour market participation / Duration of contract

**Variable type:** Core Variables/Annual

**Unit:** All current household members aged 16 years and over or selected respondent (where applicable)

**Reference period:** Current

**Mode of collection:** Personal interview (proxy as an exception for persons temporarily away or in incapacity) or registers

**In use (period):** Yes, since the first year of the EU-SILC data collection (new identifier from 2021)

**Series' differences:** Yes, 2021 (PL140 replaced by PL141)

### VALUES AND FORMAT

From 2021 onwards

11	Fixed-term written contract
12	Fixed-term verbal contract
21	Permanent written contract
22	Permanent verbal contract

Before 2021

- 1 Permanent job/work contract of unlimited duration
- 2 Temporary job/work contract of limited duration

### FLAGS

1	Collected via survey/interview
2	Collected from administrative data
3	Imputed
4	Not possible to establish a source
-1	Missing
-2	Not applicable (PL040A not equal to 3)
-3	Not applicable (Non-selected respondent (RB245 equal to 3))
-7	Not applicable (PB010 not equal to 2021)

### DESCRIPTION

The variable is part of the standardised variables.

The variable refers to the current job if PL040A=3 "Employee".

This question is addressed only to employees.

The variable distinguishes whether the contract of the main job has a limited duration (i.e. the job will terminate after a predefined period), or is a permanent contract without a fixed end. The variable refers to the main job. What counts is the contractual (or the informal or verbal arrangement) arrangement of the employment relationship, and not the expectation that the respondent might have to lose the job, their plan to leave it, their wish to stay or the probability to stay there permanently.

Persons may have one or several jobs. For employees, each contract can be considered as a separate set of tasks and duties, and consequently as a separate job. In cases of holding multiple jobs, the main job is the one with the longest hours usually worked, as defined in the international statistical standards on working time.

A job with a fixed-term contract or agreement that will terminate either after a period of time determined in advance (by a known date), or after a period not known in advance, but nevertheless defined by objective criteria, such as the completion of an assignment or the period of absence of an employee temporarily replaced.

A job with a contract or agreement that has no such predefined end is counted as permanent.

The category 'not applicable' covers persons not in employment and persons in employment who are not employees should be marked as Flag '-2'.

The operational criteria for defining informal (without written agreement/contract) jobs of employees should be determined according to national circumstances and data availability.

Seasonal workers are counted as having a fixed-term contract, as well as persons having a contract for a probationary period.

For temporary employment agency workers the categorisation depends on the type of contract with the employment agency. They are counted as having a permanent job only if there is a work contract of unlimited duration with the employment agency.

If the respondent has several jobs, the main job is the one where the respondent usually works the most hours.

Suggested question:

*'What type of contract do you have for your main job?'*

## PL145: FULL OR PART-TIME MAIN JOB (SELF-DEFINED)

**Topic and detailed topic:** Labour market participation / Elementary job characteristics

**Variable type:** Core Variable/Annual

**Unit:** All current household members aged 16 and over

**Reference period:** Current

**Mode of collection:** Personal interview (proxy as an exception for persons temporarily away or in incapacity) or registers

**In use (period):** From 2021

**Series' differences:** No changes

### VALUES AND FORMAT

1	Full-time job
2	Part-time job

### FLAGS

1	Collected via survey/interview
2	Collected from administrative data
3	Imputed
4	Not possible to establish a source
-1	Missing
-2	Not applicable (PL032 not equal to 1)
-7	Not applicable (PB010 not equal to 2021)

### DESCRIPTION

The variable is one of the standardised variables.

The variable describes the usual time-involvement in the main job of a person in employment, based on the person's own perception (i.e. self-defined) of the usual hours worked in the main job.

If the respondent has several jobs, the main job is the one where the respondent usually works the most hours.

The variable refers to the main job of a person in employment. This main job can be a full-time job or a part-time job. The distinction should be based on the respondent's own perception referring to the usual hours worked in the main job. The distinction between a full-time and part-time job should be made on the basis of the self-assessment given by the respondent. If this answer does not come spontaneously from the respondent the following guidance can be given:

A person in a part-time job works less than a comparable full-time worker having a job in the same occupation and in the same local unit. For persons who cannot compare working hours because they are working alone, the benchmark is the group of people who work in the same occupation and the same industry sector.

A long reference period means at least four weeks and ideally three months. Weeks with absences due to holidays, leaves or strikes should not be taken into account. In case of very irregular working hours or a job that has just been started, an average regarding the last four weeks or contractual hours can be used as a proxy.

Working hours include (1) the time spent at the workplace, meaning the place where work tasks and duties are normally carried out, and (2) the time used for carrying out work tasks outside the workplace even if they are not

directly paid. This includes the work of teachers outside the classroom. Only the hours of the main job are counted.

On-call time is only counted if it is spent at the workplace or implies high restrictions on the person in employment. The main meal break is not counted as working time even if spent at the workplace. Travelling time for business trips is counted but not commuting time. Training time is counted as working time if it is within working hours, required by the employer or directly connected to the main job. Absences during working time for personal reasons are not to be counted as working time. Farmer's working time for own use production is not counted as working time.



## PL150: SUPERVISORY RESPONSIBILITY IN THE MAIN JOB

**Topic and detailed topic:** Labour market participation / Supervisory responsibilities

**Variable type:** Annual

**Unit:** All current household members aged 16 years and over or selected respondent (where applicable)

**Reference period:** Current

**Mode of collection:** Personal interview (proxy as an exception for persons temporarily away or in incapacity) or registers

**In use (period):** Yes, since the first year of the EU-SILC data collection

**Series' differences:** No changes

### VALUES AND FORMAT

- 1 Yes
- 2 No

### FLAGS

- 1 Collected via survey/interview
- 2 Collected from administrative data
- 3 Imputed
- 4 Not possible to establish a source
- 1 Missing
- 2 Not applicable (PL040A not equal to 3)
- 3 Not applicable (Non-selected respondent (RB245 equal to 3))

### DESCRIPTION

The variable is one of the standardised variables.

Supervisory responsibility includes the formal responsibility for supervising a group of other employees (other than apprentices and trainees), whom the respondent supervises directly, sometimes when doing some of the work that he or she supervises. It implies that the supervisor or foreman takes charge of the work, directs the work and sees that it is properly conducted. A person is considered to have supervisory responsibilities when they formally supervises the work of at least one (other) person. Corresponding responsibilities toward apprentices and trainees do not count as supervision. Neither does mere quality control (check output of services but not the work produced by other persons) or consultancy.

The variable refers to the main job of a person in employment who is an employee.

The usual situation should be considered (and not the situation during the reference period only). Persons having supervisory responsibilities only because they are temporarily replacing an absent superior should not be considered as having supervisory responsibilities. The definition 'temporarily' here is left to the respondent.

In some cases the person is combining supervising responsibilities with other functions. Even if the supervising responsibilities only constitute a part of their job, they should be considered as employees with supervisory responsibilities (answering category 'yes').

Members of groups with collective responsibility (groups where there is a rotating leadership in a continuous way taking charge of the work of other employees, directing their work and seeing that is satisfactorily carried out) should be considered as having supervisory responsibilities.



Suggested question:

*'Do you supervise the work of other employees in your main job?' Yes, No*

## PL200: NUMBER OF YEARS SPENT IN PAID WORK [AS EMPLOYEE OR SELF-EMPLOYED]

**Topic and detailed topic:** Job tenure, work biography and previous work experience / Previous work experience

**Variable type:** Annual

**Unit:** All current household members aged 16 years and over or selected respondent (where applicable)

**Reference period:** Working life

**Mode of collection:** Personal interview (proxy as an exception for persons temporarily away or in incapacity) or registers

**In use (period):** Yes, since the first year of the EU-SILC data collection

**Series' differences:** No changes

### VALUES AND FORMAT

0-65      Number of years

### FLAGS

- 1      Collected via survey/interview
- 2      Collected from administrative data
- 3      Imputed
- 4      Not possible to establish a source
- 1     Missing
- 2     Not applicable (PL016 not equal to 3 and PL032 not equal to 1)
- 3     Not applicable (Non-selected respondent (RB245 equal to 3))

### DESCRIPTION

The variable provides a summary measure of the labour force experience of the person.

This covers the number of years since the respondent started their first regular job, that they have spent at work, whether as an employee or self-employed.

When a person had a job, but was temporarily absent because of maternity leave, injury or temporary disability, slack work for technical or economic reasons, the related period is to be taken into account when computing the number of years spent in paid work.

**At work:** is self-defined. In cases where there is doubt, such as when the person spent a number of years working on a part-time basis, the person's own perception of whether their main activity was 'at work' or something else should be taken. If a person retires and continues to have a paid work at the same time, this time period should only be taken into account if the person declares themselves as working. If this person considers themselves as retired, then the number of years spent in paid work stops with the retirement of the person.

Vacation jobs taken by students, from which they return to studies or to other non-work situations are not taken into account, as well as any other casual job undertaken from time to time. Part-time jobs that the person may have engaged in while still in school or university are not included. However, if the person works or worked in formal regular work, during their studies, this work should be considered.

#### Suggested question:

*'How many years did you spend in a regular paid job excluding periods of inactivity (unemployment, training.....)?' (When temporarily absent from a job because of maternity leave, injury or temporary disability, slack work for technical or economic reasons, ... the related period is to be taken into account when computing the number of years spent in paid work).*

Please write the number of years: \_\_\_\_\_

## PL211A: MAIN ACTIVITY IN JANUARY

**Topic and detailed topic:** Working conditions including working hours and working time arrangements / Calendar of activities

**Variable type:** Annual

**Unit:** All current household members aged 16 years and over or selected respondent (where applicable)

**Reference period:** Income reference period

**Mode of collection:** Personal interview (proxy as an exception for persons temporarily away or in incapacity) or registers

**In use (period):** Yes, since 2009

**Series' differences:** No changes

### VALUES AND FORMAT

- |    |   |
|----|---|
| 1  | Employee working full-time                                |
| 2  | Employee working part-time                                |
| 3  | Self-employed working full-time (including family worker) |
| 4  | Self-employed working part-time (including family worker) |
| 5  | Unemployed  |
| 6  | Student, pupil  |
| 7  | Retired   |
| 8  | Unable to work due to long-standing health problems       |
| 9  | Compulsory military or civilian service                   |
| 10 | Fulfilling domestic tasks                                 |
| 11 | Other   |

### FLAGS

- |    |   |
|----|---|
| 1  | Collected via survey/interview                              |
| 2  | Collected from administrative data                          |
| 3  | Imputed   |
| 4  | Not possible to establish a source                          |
| -1 | Missing   |
| -3 | Not applicable (Non-selected respondent (RB245 equal to 3)) |

### DESCRIPTION

The variable replaces, from the 2009 operation onwards the variable PL210<sup>62</sup>.

**The self-declared current 'main activity status':** the concept of 'current' implies that any definitive changes in the activity situation are taken into account. For instance, if a person has lost a job or has retired recently, or the activity status has otherwise changed in a definitive manner, then the situation as of the time of the interview should be reported. In this sense, 'current' overrides any concept of averaging over any specific reference period.

The target variable captures the person's own perception of their main activity at present. It differs from the ILO concept to the extent that people's own perception of their main status differs from the strict definitions used in the ILO definitions. For instance, many people who would regard themselves as full-time students or homemakers may be classified as ILO-employed if they have a part-time job. Similarly, some people who consider themselves 'unemployed' may not meet the strict ILO criteria of taking active steps to find work and being immediately

<sup>62</sup> An agreement was made during the Living Conditions Working Group (WG) meeting in June 2008 that the variables PL210 will be replaced by the variable PL211 with slightly different labelling in order to harmonise labour variables. In 2010, the LC WG agreed to suppress PL210 and to keep only PL211 from the 2011 operation onwards.

available.

The self-declared main activity status is determined on the basis of how most time is spent, but no criteria have been specified explicitly.

If the person combines different part-time jobs as an employee that result in the equivalent hours of a full-time job, the person should consider themselves as an employee working full-time (code 1 should be ticked for the month).

If more than one type of activity occur in the same month, priority should be given to economic activity (“main activity: work”) over non-economic activity and over inactivity. On the basis of this principle, the following rules may be used:

If the respondent worked, at least during two weeks of the month, then code 1, 2, 3 or 4 should be ticked for the month.

If more than one of the other codes apply in the same month, the respondent should select one on the basis of self-assessment. The criterion of most time spent may be useful where applicable.

- Respondents can consider themselves being employed irrespective of their official labour market status, working time or kind of income from employment. They can also be looking for another job in parallel. Also other categories can apply to them as long as they consider employment to be their main activity. That said, persons who would choose another main activity status can also be in employment. For instance, many people who would regard themselves as full-time students or mainly fulfilling domestic tasks can have a job. In that case they can assign themselves to the corresponding category. Respondents helping in the family business, even if it is unpaid, can consider themselves as employed.
- Respondents can see themselves as being unemployed irrespective of an official status or a registration with the public employment agency. Unemployed can also have minor jobs while seeking for a main job.
- Respondents who are in various forms of vocational education or training that (partly) takes place at the work site can consider themselves as being in employment. This also applies to apprentices, as well as paid trainees or interns, who can consider themselves as being in employment, while persons having an unpaid work-based training may assign themselves to the category student/pupil.
- The category 'fulfilling domestic tasks' includes all activities needed to run a private household including the raising of children.
- Respondents can consider themselves as retired if they receive a pension or if they have finally stopped working or given up their business because of their age or age related health condition. Still, they could work in a minor job. Persons in early retirement that is not connected to health issues can also choose this category.
- Persons can consider themselves unable to work due to long-standing health problems if they are unable to work due to health reasons or disabilities for a longer, undetermined or permanent time or/and unfit to work. The response is given based on self-assessment and is independent from the benefit they receive.
- Persons who cannot choose one of the presented activity status categories can select the category 'other'. These can be volunteers or mainly inactive persons. Also these persons could have a job or fulfil domestic tasks.
- Respondents on maternity or parental leave can consider themselves either as employed or as fulfilling domestic tasks.

## PL211B: MAIN ACTIVITY IN FEBRUARY

**Topic and detailed topic:** Working conditions including working hours and working time arrangements / Calendar of activities

**Variable type:** Annual

**Unit:** All current household members aged 16 years and over or selected respondent (where applicable)

**Reference period:** Income reference period

**Mode of collection:** Personal interview (proxy as an exception for persons temporarily away or in incapacity) or registers

**In use (period):** Yes, since 2009

**Series' differences:** No changes

### VALUES AND FORMAT

- |    |   |
|----|---|
| 1  | Employee working full-time                                |
| 2  | Employee working part-time                                |
| 3  | Self-employed working full-time (including family worker) |
| 4  | Self-employed working part-time (including family worker) |
| 5  | Unemployed  |
| 6  | Student, pupil  |
| 7  | Retired   |
| 8  | Unable to work due to long-standing health problems       |
| 9  | Compulsory military or civilian service                   |
| 10 | Fulfilling domestic tasks                                 |
| 11 | Other   |

### FLAGS

- |    |   |
|----|---|
| 1  | Collected via survey/interview                              |
| 2  | Collected from administrative data                          |
| 3  | Imputed   |
| 4  | Not possible to establish a source                          |
| -1 | Missing   |
| -3 | Not applicable (Non-selected respondent (RB245 equal to 3)) |

### DESCRIPTION

The variable replaces, from the 2009 operation onwards the variable PL210.

**The self-declared current 'main activity status':** the concept of 'current' implies that any definitive changes in the activity situation are taken into account. For instance, if a person has lost a job or has retired recently, or the activity status has otherwise changed in a definitive manner, then the situation as of the time of the interview should be reported. In this sense, 'current' overrides any concept of averaging over any specific reference period.

The target variable captures the person's own perception of their main activity at present. It differs from the ILO concept to the extent that people's own perception of their main status differs from the strict definitions used in the ILO definitions.

The self-declared main activity status is determined on the basis of how most time is spent, but no criteria have been specified explicitly.

If the person combines different part-time jobs as an employee that result in the equivalent hours of a full-time job, the person should consider themselves as an employee working full-time (code 1 should be ticked for the month).

If more than one type of activity occur in the same month, priority should be given to economic activity (“main activity: work”) over non-economic activity and over inactivity. On the basis of this principle, the following rules may be used:

If the respondent worked, at least during two weeks of the month, then code 1, 2, 3 or 4 should be ticked for the month.

If more than one of the other codes apply in the same month, the respondent should select one on the basis of self-assessment. The criterion of most time spent may be useful where applicable.

- Respondents can consider themselves being employed irrespective of their official labour market status, working time or kind of income from employment. They can also be looking for another job in parallel. Also other categories can apply to them as long as they consider employment to be their main activity. That said, persons who would choose another main activity status can also be in employment. For instance, many people who would regard themselves as full-time students or mainly fulfilling domestic tasks can have a job. In that case they can assign themselves to the corresponding category. Respondents helping in the family business, even if it is unpaid, can consider themselves as employed.
- Respondents can see themselves as being unemployed irrespective of an official status or a registration with the public employment agency. Unemployed can also have minor jobs while seeking for a main job.
- Respondents who are in various forms of vocational education or training that (partly) takes place at the work site can consider themselves as being in employment. This also applies to apprentices, as well as paid trainees or interns, who can consider themselves as being in employment, while persons having an unpaid work-based training may assign themselves to the category student/pupil.
- The category 'fulfilling domestic tasks' includes all activities needed to run a private household including the raising of children.
- Respondents can consider themselves as retired if they receive a pension or if they have finally stopped working or given up their business because of their age or age related health condition. Still, they could work in a minor job. Persons in early retirement that is not connected to health issues can also choose this category.
- Persons can consider themselves unable to work due to long-standing health problems if they are unable to work due to health reasons or disabilities for a longer, undetermined or permanent time or/and unfit to work. The response is given based on self-assessment and is independent from the benefit they receive.
- Persons who cannot choose one of the presented activity status categories can select the category 'other'. These can be volunteers or mainly inactive persons. Also these persons could have a job or fulfil domestic tasks.
- Respondents on maternity or parental leave can consider themselves either as employed or as fulfilling domestic tasks.

## PL211C: MAIN ACTIVITY IN MARCH

**Topic and detailed topic:** Working conditions including working hours and working time arrangements / Calendar of activities

**Variable type:** Annual

**Unit:** All current household members aged 16 years and over or selected respondent (where applicable)

**Reference period:** Income reference period

**Mode of collection:** Personal interview (proxy as an exception for persons temporarily away or in incapacity) or registers

**In use (period):** Yes, since 2009

**Series' differences:** No changes

### VALUES AND FORMAT

- |    |   |
|----|---|
| 1  | Employee working full-time                                |
| 2  | Employee working part-time                                |
| 3  | Self-employed working full-time (including family worker) |
| 4  | Self-employed working part-time (including family worker) |
| 5  | Unemployed  |
| 6  | Student, pupil  |
| 7  | Retired   |
| 8  | Unable to work due to long-standing health problems       |
| 9  | Compulsory military or civilian service                   |
| 10 | Fulfilling domestic tasks                                 |
| 11 | Other   |

### FLAGS

- |    |   |
|----|---|
| 1  | Collected via survey/interview                              |
| 2  | Collected from administrative data                          |
| 3  | Imputed   |
| 4  | Not possible to establish a source                          |
| -1 | Missing   |
| -3 | Not applicable (Non-selected respondent (RB245 equal to 3)) |

### DESCRIPTION

The variable replaces, from the 2009 operation onwards, the variable PL210.

**The self-declared current 'main activity status':** the concept of 'current' implies that any definitive changes in the activity situation are taken into account. For instance, if a person has lost a job or has retired recently, or the activity status has otherwise changed in a definitive manner, then the situation as of the time of the interview should be reported. In this sense, 'current' overrides any concept of averaging over any specific reference period.

The target variable captures the person's own perception of their main activity at present. It differs from the ILO concept to the extent that people's own perception of their main status differs from the strict definitions used in the ILO definitions. The self-declared main activity status is determined on the basis of how most time is spent, but no criteria have been specified explicitly. If the person combines different part-time jobs as an employee that result in the equivalent hours of a full-time job, the person should consider themselves as an employee working full-time (code 1 should be ticked for the month).

If more than one type of activity occur in the same month, priority should be given to economic activity ("main activity: work") over non-economic activity and over inactivity. On the basis of this principle, the following rules may be used:



If the respondent worked, at least during two weeks of the month, then code 1, 2, 3 or 4 should be ticked for the month.

If more than one of the other codes apply in the same month, the respondent should select one on the basis of self-assessment. The criterion of most time spent may be useful where applicable. See the description given for [PL211A](#) and [PL211B](#).

## PL211D: MAIN ACTIVITY IN APRIL

**Topic and detailed topic:** Working conditions including working hours and working time arrangements / Calendar of activities

**Variable type:** Annual

**Unit:** All current household members aged 16 years and over or selected respondent (where applicable)

**Reference period:** Income reference period

**Mode of collection:** Personal interview (proxy as an exception for persons temporarily away or in incapacity) or registers

**In use (period):** Yes, since 2009

**Series' differences:** No changes

### VALUES AND FORMAT

- |    |   |
|----|---|
| 1  | Employee working full-time                                |
| 2  | Employee working part-time                                |
| 3  | Self-employed working full-time (including family worker) |
| 4  | Self-employed working part-time (including family worker) |
| 5  | Unemployed  |
| 6  | Student, pupil  |
| 7  | Retired   |
| 8  | Unable to work due to long-standing health problems       |
| 9  | Compulsory military or civilian service                   |
| 10 | Fulfilling domestic tasks                                 |
| 11 | Other   |

### FLAGS

- |    |   |
|----|---|
| 1  | Collected via survey/interview                              |
| 2  | Collected from administrative data                          |
| 3  | Imputed   |
| 4  | Not possible to establish a source                          |
| -1 | Missing   |
| -3 | Not applicable (Non-selected respondent (RB245 equal to 3)) |

### DESCRIPTION

The variable replaces, from the 2009 operation onwards, the variable PL210.

**The self-declared current 'main activity status':** the concept of 'current' implies that any definitive changes in the activity situation are taken into account. For instance, if a person has lost a job or has retired recently, or the activity status has otherwise changed in a definitive manner, then the situation as of the time of the interview should be reported. In this sense, 'current' overrides any concept of averaging over any specific reference period.

The target variable captures the person's own perception of their main activity at present. It differs from the ILO concept to the extent that people's own perception of their main status differs from the strict definitions used in the ILO definitions. The self-declared main activity status is determined on the basis of how most time is spent, but no criteria have been specified explicitly.

If the person combines different part-time jobs as an employee that result in the equivalent hours of a full-time job, the person should consider themselves as an employee working full-time (code 1 should be ticked for the month).

If more than one type of activity occur in the same month, priority should be given to economic activity ("main activity: work") over non-economic activity and over inactivity. On the basis of this principle, the following rules

may be used:

If the respondent worked, at least during two weeks of the month, then code 1, 2, 3 or 4 should be ticked for the month.

If more than one of the other codes apply in the same month, the respondent should select one on the basis of self-assessment. The criterion of most time spent may be useful where applicable. See the description given for [PL211A](#) and [PL211B](#).

## PL211E: MAIN ACTIVITY IN MAY

**Topic and detailed topic:** Working conditions including working hours and working time arrangements / Calendar of activities

**Variable type:** Annual

**Unit:** All current household members aged 16 years and over or selected respondent (where applicable)

**Reference period:** Income reference period

**Mode of collection:** Personal interview (proxy as an exception for persons temporarily away or in incapacity) or registers

**In use (period):** Yes, since 2009

**Series' differences:** No changes

### VALUES AND FORMAT

- |    |   |
|----|---|
| 1  | Employee working full-time                                |
| 2  | Employee working part-time                                |
| 3  | Self-employed working full-time (including family worker) |
| 4  | Self-employed working part-time (including family worker) |
| 5  | Unemployed  |
| 6  | Student, pupil  |
| 7  | Retired   |
| 8  | Unable to work due to long-standing health problems       |
| 9  | Compulsory military or civilian service                   |
| 10 | Fulfilling domestic tasks                                 |
| 11 | Other   |

### FLAGS

- |    |   |
|----|---|
| 1  | Collected via survey/interview                              |
| 2  | Collected from administrative data                          |
| 3  | Imputed   |
| 4  | Not possible to establish a source                          |
| -1 | Missing   |
| -3 | Not applicable (Non-selected respondent (RB245 equal to 3)) |

### DESCRIPTION

The variable replaces, from the 2009 operation onwards, the variable PL210.

**The self-declared current 'main activity status':** the concept of 'current' implies that any definitive changes in the activity situation are taken into account. For instance, if a person has lost a job or has retired recently, or the activity status has otherwise changed in a definitive manner, then the situation as of the time of the interview should be reported. In this sense, 'current' overrides any concept of averaging over any specific reference period.

The target variable captures the person's own perception of their main activity at present. It differs from the ILO concept to the extent that people's own perception of their main status differs from the strict definitions used in the ILO definitions. The self-declared main activity status is determined on the basis of how most time is spent, but no criteria have been specified explicitly.

If the person combines different part-time jobs as an employee that result in the equivalent hours of a full-time job, the person should consider themselves as an employee working full-time (code 1 should be ticked for the month).

If more than one type of activity occur in the same month, priority should be given to economic activity ("main activity: work") over non-economic activity and over inactivity. On the basis of this principle, the following rules

may be used:

If the respondent worked, at least during two weeks of the month, then code 1, 2, 3 or 4 should be ticked for the month.

If more than one of the other codes apply in the same month, the respondent should select one on the basis of self-assessment. The criterion of most time spent may be useful where applicable.

See the description given for [PL211A](#) and [PL211B](#).

## PL211F: MAIN ACTIVITY IN JUNE

**Topic and detailed topic:** Working conditions including working hours and working time arrangements / Calendar of activities

**Variable type:** Annual

**Unit:** All current household members aged 16 years and over or selected respondent (where applicable)

**Reference period:** Income reference period

**Mode of collection:** Personal interview (proxy as an exception for persons temporarily away or in incapacity) or registers

**In use (period):** Yes, since 2009

**Series' differences:** No changes

### VALUES AND FORMAT

- |    |   |
|----|---|
| 1  | Employee working full-time                                |
| 2  | Employee working part-time                                |
| 3  | Self-employed working full-time (including family worker) |
| 4  | Self-employed working part-time (including family worker) |
| 5  | Unemployed  |
| 6  | Student, pupil  |
| 7  | Retired   |
| 8  | Unable to work due to long-standing health problems       |
| 9  | Compulsory military or civilian service                   |
| 10 | Fulfilling domestic tasks                                 |
| 11 | Other   |

### FLAGS

- |    |   |
|----|---|
| 1  | Collected via survey/interview                              |
| 2  | Collected from administrative data                          |
| 3  | Imputed   |
| 4  | Not possible to establish a source                          |
| -1 | Missing   |
| -3 | Not applicable (Non-selected respondent (RB245 equal to 3)) |

### DESCRIPTION

The variable replaces, from the 2009 operation onwards, the variable PL210.

**The self-declared current 'main activity status':** the concept of 'current' implies that any definitive changes in the activity situation are taken into account. For instance, if a person has lost a job or has retired recently, or the activity status has otherwise changed in a definitive manner, then the situation as of the time of the interview should be reported. In this sense, 'current' overrides any concept of averaging over any specific reference period.

The target variable captures the person's own perception of their main activity at present. It differs from the ILO concept to the extent that people's own perception of their main status differs from the strict definitions used in the ILO definitions. The self-declared main activity status is determined on the basis of how most time is spent, but no criteria have been specified explicitly.

If the person combines different part-time jobs as an employee that result in the equivalent hours of a full-time job, the person should consider themselves as an employee working full-time (code 1 should be ticked for the month).

If more than one type of activity occur in the same month, priority should be given to economic activity ("main activity: work") over non-economic activity and over inactivity. On the basis of this principle, the following rules

may be used:

If the respondent worked, at least during two weeks of the month, then code 1, 2, 3 or 4 should be ticked for the month.

If more than one of the other codes apply in the same month, the respondent should select one on the basis of self-assessment. The criterion of most time spent may be useful where applicable.

See the description given for [PL211A](#) and [PL211B](#).

## PL211G: MAIN ACTIVITY IN JULY

**Topic and detailed topic:** Working conditions including working hours and working time arrangements / Calendar of activities

**Variable type:** Annual

**Unit:** All current household members aged 16 years and over or selected respondent (where applicable)

**Reference period:** Income reference period

**Mode of collection:** Personal interview (proxy as an exception for persons temporarily away or in incapacity) or registers

**In use (period):** Yes, since 2009

**Series' differences:** No changes

### VALUES AND FORMAT

- |    |   |
|----|---|
| 1  | Employee working full-time                                |
| 2  | Employee working part-time                                |
| 3  | Self-employed working full-time (including family worker) |
| 4  | Self-employed working part-time (including family worker) |
| 5  | Unemployed  |
| 6  | Student, pupil  |
| 7  | Retired   |
| 8  | Unable to work due to long-standing health problems       |
| 9  | Compulsory military or civilian service                   |
| 10 | Fulfilling domestic tasks                                 |
| 11 | Other   |

### FLAGS

- |    |   |
|----|---|
| 1  | Collected via survey/interview                              |
| 2  | Collected from administrative data                          |
| 3  | Imputed   |
| 4  | Not possible to establish a source                          |
| -1 | Missing   |
| -3 | Not applicable (Non-selected respondent (RB245 equal to 3)) |

### DESCRIPTION

The variable replaces, from the 2009 operation onwards, the variable PL210.

**The self-declared current 'main activity status':** the concept of 'current' implies that any definitive changes in the activity situation are taken into account. For instance, if a person has lost a job or has retired recently, or the activity status has otherwise changed in a definitive manner, then the situation as of the time of the interview should be reported. In this sense, 'current' overrides any concept of averaging over any specific reference period.

The target variable captures the person's own perception of their main activity at present. It differs from the ILO concept to the extent that people's own perception of their main status differs from the strict definitions used in the ILO definitions. The self-declared main activity status is determined on the basis of how most time is spent, but no criteria have been specified explicitly.

If the person combines different part-time jobs as an employee that result in the equivalent hours of a full-time job, the person should consider themselves as an employee working full-time (code 1 should be ticked for the month).

If more than one type of activity occur in the same month, priority should be given to economic activity ("main activity: work") over non-economic activity and over inactivity. On the basis of this principle, the following rules



may be used:

If the respondent worked, at least during two weeks of the month, then code 1, 2, 3 or 4 should be ticked for the month.

If more than one of the other codes apply in the same month, the respondent should select one on the basis of self-assessment. The criterion of most time spent may be useful where applicable.

See the description given for [PL211A](#) and [PL211B](#).

## PL211H: MAIN ACTIVITY IN AUGUST

**Topic and detailed topic:** Working conditions including working hours and working time arrangements / Calendar of activities

**Variable type:** Annual

**Unit:** All current household members aged 16 years and over or selected respondent (where applicable)

**Reference period:** Income reference period

**Mode of collection:** Personal interview (proxy as an exception for persons temporarily away or in incapacity) or registers

**In use (period):** Yes, since 2009

**Series' differences:** No changes

### VALUES AND FORMAT

- |    |   |
|----|---|
| 1  | Employee working full-time                                |
| 2  | Employee working part-time                                |
| 3  | Self-employed working full-time (including family worker) |
| 4  | Self-employed working part-time (including family worker) |
| 5  | Unemployed  |
| 6  | Student, pupil  |
| 7  | Retired   |
| 8  | Unable to work due to long-standing health problems       |
| 9  | Compulsory military or civilian service                   |
| 10 | Fulfilling domestic tasks                                 |
| 11 | Other   |

### FLAGS

- |    |   |
|----|---|
| 1  | Collected via survey/interview                              |
| 2  | Collected from administrative data                          |
| 3  | Imputed   |
| 4  | Not possible to establish a source                          |
| -1 | Missing   |
| -3 | Not applicable (Non-selected respondent (RB245 equal to 3)) |

### DESCRIPTION

The variable replaces, from the 2009 operation onwards, the variable PL210.

**The self-declared current 'main activity status':** the concept of 'current' implies that any definitive changes in the activity situation are taken into account. For instance, if a person has lost a job or has retired recently, or the activity status has otherwise changed in a definitive manner, then the situation as of the time of the interview should be reported. In this sense, 'current' overrides any concept of averaging over any specific reference period.

The target variable captures the person's own perception of their main activity at present. It differs from the ILO concept to the extent that people's own perception of their main status differs from the strict definitions used in the ILO definitions. The self-declared main activity status is determined on the basis of how most time is spent, but no criteria have been specified explicitly.

If the person combines different part-time jobs as an employee that result in the equivalent hours of a full-time job, the person should consider themselves as an employee working full-time (code 1 should be ticked for the month).

If more than one type of activity occur in the same month, priority should be given to economic activity ("main activity: work") over non-economic activity and over inactivity. On the basis of this principle, the following rules

may be used:

If the respondent worked, at least during two weeks of the month, then code 1, 2, 3 or 4 should be ticked for the month.

If more than one of the other codes apply in the same month, the respondent should select one on the basis of self-assessment. The criterion of most time spent may be useful where applicable.

See the description given for [PL211A](#) and [PL211B](#).

## PL211I: MAIN ACTIVITY IN SEPTEMBER

**Topic and detailed topic:** Working conditions including working hours and working time arrangements / Calendar of activities

**Variable type:** Annual

**Unit:** All current household members aged 16 years and over or selected respondent (where applicable)

**Reference period:** Income reference period

**Mode of collection:** Personal interview (proxy as an exception for persons temporarily away or in incapacity) or registers

**In use (period):** Yes, since 2009

**Series' differences:** No changes

### VALUES AND FORMAT

- |    |   |
|----|---|
| 1  | Employee working full-time                                |
| 2  | Employee working part-time                                |
| 3  | Self-employed working full-time (including family worker) |
| 4  | Self-employed working part-time (including family worker) |
| 5  | Unemployed  |
| 6  | Student, pupil  |
| 7  | Retired   |
| 8  | Unable to work due to long-standing health problems       |
| 9  | Compulsory military or civilian service                   |
| 10 | Fulfilling domestic tasks                                 |
| 11 | Other   |

### FLAGS

- |    |   |
|----|---|
| 1  | Collected via survey/interview                              |
| 2  | Collected from administrative data                          |
| 3  | Imputed   |
| 4  | Not possible to establish a source                          |
| -1 | Missing   |
| -3 | Not applicable (Non-selected respondent (RB245 equal to 3)) |

### DESCRIPTION

The variable replaces, from the 2009 operation onwards, the variable PL210.

**The self-declared current 'main activity status':** the concept of 'current' implies that any definitive changes in the activity situation are taken into account. For instance, if a person has lost a job or has retired recently, or the activity status has otherwise changed in a definitive manner, then the situation as of the time of the interview should be reported. In this sense, 'current' overrides any concept of averaging over any specific reference period.

The target variable captures the person's own perception of their main activity at present. It differs from the ILO concept to the extent that people's own perception of their main status differs from the strict definitions used in the ILO definitions. The self-declared main activity status is determined on the basis of how most time is spent, but no criteria have been specified explicitly.

If the person combines different part-time jobs as an employee that result in the equivalent hours of a full-time job, the person should consider themselves as an employee working full-time (code 1 should be ticked for the month).

If more than one type of activity occur in the same month, priority should be given to economic activity ("main activity: work") over non-economic activity and over inactivity. On the basis of this principle, the following rules

may be used:

If the respondent worked, at least during two weeks of the month, then code 1, 2, 3 or 4 should be ticked for the month.

If more than one of the other codes apply in the same month, the respondent should select one on the basis of self-assessment. The criterion of most time spent may be useful where applicable.

See the description given for [PL211A](#) and [PL211B](#).

## PL211J: MAIN ACTIVITY IN OCTOBER

**Topic and detailed topic:** Working conditions including working hours and working time arrangements / Calendar of activities

**Variable type:** Annual

**Unit:** All current household members aged 16 years and over or selected respondent (where applicable)

**Reference period:** Income reference period

**Mode of collection:** Personal interview (proxy as an exception for persons temporarily away or in incapacity) or registers

**In use (period):** Yes, since 2009

**Series' differences:** No changes

### VALUES AND FORMAT

- |    |   |
|----|---|
| 1  | Employee working full-time                                |
| 2  | Employee working part-time                                |
| 3  | Self-employed working full-time (including family worker) |
| 4  | Self-employed working part-time (including family worker) |
| 5  | Unemployed  |
| 6  | Student, pupil  |
| 7  | Retired   |
| 8  | Unable to work due to long-standing health problems       |
| 9  | Compulsory military or civilian service                   |
| 10 | Fulfilling domestic tasks                                 |
| 11 | Other   |

### FLAGS

- |    |   |
|----|---|
| 1  | Collected via survey/interview                              |
| 2  | Collected from administrative data                          |
| 3  | Imputed   |
| 4  | Not possible to establish a source                          |
| -1 | Missing   |
| -3 | Not applicable (Non-selected respondent (RB245 equal to 3)) |

### DESCRIPTION

The variable replaces, from the 2009 operation onwards, the variable PL210.

**The self-declared current 'main activity status':** the concept of 'current' implies that any definitive changes in the activity situation are taken into account. For instance, if a person has lost a job or has retired recently, or the activity status has otherwise changed in a definitive manner, then the situation as of the time of the interview should be reported. In this sense, 'current' overrides any concept of averaging over any specific reference period.

The target variable captures the person's own perception of their main activity at present. It differs from the ILO concept to the extent that people's own perception of their main status differs from the strict definitions used in the ILO definitions. The self-declared main activity status is determined on the basis of how most time is spent, but no criteria have been specified explicitly.

If the person combines different part-time jobs as an employee that result in the equivalent hours of a full-time job, the person should consider themselves as an employee working full-time (code 1 should be ticked for the month).

If more than one type of activity occur in the same month, priority should be given to economic activity ("main activity: work") over non-economic activity and over inactivity. On the basis of this principle, the following rules

may be used:

If the respondent worked, at least during two weeks of the month, then code 1, 2, 3 or 4 should be ticked for the month.

If more than one of the other codes apply in the same month, the respondent should select one on the basis of self-assessment. The criterion of most time spent may be useful where applicable.

See the description given for [PL211A](#) and [PL211B](#).

## PL211K: MAIN ACTIVITY IN NOVEMBER

**Topic and detailed topic:** Working conditions including working hours and working time arrangements / Calendar of activities

**Variable type:** Annual

**Unit:** All current household members aged 16 years and over or selected respondent (where applicable)

**Reference period:** Income reference period

**Mode of collection:** Personal interview (proxy as an exception for persons temporarily away or in incapacity) or registers

**In use (period):** Yes, since 2009

**Series' differences:** No changes

### VALUES AND FORMAT

- |    |   |
|----|---|
| 1  | Employee working full-time                                |
| 2  | Employee working part-time                                |
| 3  | Self-employed working full-time (including family worker) |
| 4  | Self-employed working part-time (including family worker) |
| 5  | Unemployed  |
| 6  | Student, pupil  |
| 7  | Retired   |
| 8  | Unable to work due to long-standing health problems       |
| 9  | Compulsory military or civilian service                   |
| 10 | Fulfilling domestic tasks                                 |
| 11 | Other   |

### FLAGS

- |    |   |
|----|---|
| 1  | Collected via survey/interview                              |
| 2  | Collected from administrative data                          |
| 3  | Imputed   |
| 4  | Not possible to establish a source                          |
| -1 | Missing   |
| -3 | Not applicable (Non-selected respondent (RB245 equal to 3)) |

### DESCRIPTION

The variable replaces, from the 2009 operation onwards, the variable PL210.

**The self-declared current 'main activity status':** the concept of 'current' implies that any definitive changes in the activity situation are taken into account. For instance, if a person has lost a job or has retired recently, or the activity status has otherwise changed in a definitive manner, then the situation as of the time of the interview should be reported. In this sense, 'current' overrides any concept of averaging over any specific reference period.

The target variable captures the person's own perception of their main activity at present. It differs from the ILO concept to the extent that people's own perception of their main status differs from the strict definitions used in the ILO definitions. The self-declared main activity status is determined on the basis of how most time is spent, but no criteria have been specified explicitly.

If the person combines different part-time jobs as an employee that result in the equivalent hours of a full-time job, the person should consider themselves as an employee working full-time (code 1 should be ticked for the month).

If more than one type of activity occur in the same month, priority should be given to economic activity ("main activity: work") over non-economic activity and over inactivity. On the basis of this principle, the following rules



may be used:

If the respondent worked, at least during two weeks of the month, then code 1, 2, 3 or 4 should be ticked for the month.

If more than one of the other codes apply in the same month, the respondent should select one on the basis of self-assessment. The criterion of most time spent may be useful where applicable.

See the description given for [PL211A](#) and [PL211B](#).

## PL211L: MAIN ACTIVITY IN DECEMBER

**Topic and detailed topic:** Working conditions including working hours and working time arrangements / Calendar of activities

**Variable type:** Annual

**Unit:** All current household members aged 16 years and over or selected respondent (where applicable)

**Reference period:** Income reference period

**Mode of collection:** Personal interview (proxy as an exception for persons temporarily away or in incapacity) or registers

**In use (period):** Yes, since 2009

**Series' differences:** No changes

### VALUES AND FORMAT

- |    |   |
|----|---|
| 1  | Employee working full-time                                |
| 2  | Employee working part-time                                |
| 3  | Self-employed working full-time (including family worker) |
| 4  | Self-employed working part-time (including family worker) |
| 5  | Unemployed  |
| 6  | Student, pupil  |
| 7  | Retired   |
| 8  | Unable to work due to long-standing health problems       |
| 9  | Compulsory military or civilian service                   |
| 10 | Fulfilling domestic tasks                                 |
| 11 | Other   |

### FLAGS

- |    |   |
|----|---|
| 1  | Collected via survey/interview                              |
| 2  | Collected from administrative data                          |
| 3  | Imputed   |
| 4  | Not possible to establish a source                          |
| -1 | Missing   |
| -3 | Not applicable (Non-selected respondent (RB245 equal to 3)) |

### DESCRIPTION

The variable replaces, from the 2009 operation onwards, the variable PL210.

**The self-declared current 'main activity status':** the concept of 'current' implies that any definitive changes in the activity situation are taken into account. For instance, if a person has lost a job or has retired recently, or the activity status has otherwise changed in a definitive manner, then the situation as of the time of the interview should be reported. In this sense, 'current' overrides any concept of averaging over any specific reference period.

The target variable captures the person's own perception of their main activity at present. It differs from the ILO concept to the extent that people's own perception of their main status differs from the strict definitions used in the ILO definitions. The self-declared main activity status is determined on the basis of how most time is spent, but no criteria have been specified explicitly.

If the person combines different part-time jobs as an employee that result in the equivalent hours of a full-time job, the person should consider themselves as an employee working full-time (code 1 should be ticked for the month).

If more than one type of activity occur in the same month, priority should be given to economic activity ("main activity: work") over non-economic activity and over inactivity. On the basis of this principle, the following rules

may be used:

If the respondent worked, at least during two weeks of the month, then code 1, 2, 3 or 4 should be ticked for the month.

If more than one of the other codes apply in the same month, the respondent should select one on the basis of self-assessment. The criterion of most time spent may be useful where applicable.

See the description given for [PL211A](#) and [PL211B](#).

## PL271: DURATION OF THE MOST RECENT UNEMPLOYMENT SPELL

**Topic and detailed topic:** Labour market participation / Detailed labour market situation

**Variable type:** First wave/Annual

**Unit:** Individual level - each current household member aged 16-74 and over or selected respondent aged 16-74 (where applicable)

**Reference period:** Last 5 years

**Mode of collection:** Personal interview (proxy as an exception for persons temporarily away or in incapacity) or registers

**In use (period):** New, from 2021

**Series' differences:** No changes

### VALUES AND FORMAT

0-99 Number of months

### FLAGS

- 1 Collected via survey/interview
- 2 Collected from administrative data
- 3 Imputed
- 4 Not possible to establish a source
- 1 Missing
- 2 Not applicable (Respondent not in working age 16-74)
- 3 Not applicable (Non-selected respondent (RB245 equal to 3))
- 7 Not applicable (PB010 not equal to 2021)

### DESCRIPTION

The variable should capture the duration of respondent's most recent unemployment spell during the last 5 years from the date of the interview. **This variable should be collected during the first wave and to be transmitted to Eurostat annually. The information for the next waves can be imputed from the calendar of activity.**

The Unit to whom this information should be collected from refers to all current household members aged 16 years and over or selected respondent (where applicable) of working age. For the purpose of this variable the working age population includes persons aged 16-74.

This variable is helpful for Euromod as it is crucial for the correct modelling of unemployment benefit eligibility and entitlement conditions by identifying the duration of the most recent unemployment spell.

The status is self-defined and the same definitions apply as for the variable 'self-defined current economic status'. Respondents can see themselves as being unemployed irrespective of an official status or a registration with the public employment agency. It differs from the ILO concept to the extent that people's own perception of their main status differs from the strict definitions used in the ILO definitions.

If the person is currently unemployed, then the most recent unemployment spell refers to the current one.

The Flag '-7' is used when the variable is not collected in the respective year.

#### Suggested question:

PL271\_Q1: 'Have you been unemployed during last 60 months?'

1. Yes => go to PL271\_Q2
2. No => go to next variable

PL271\_Q2: 'Considering the most recent unemployment spell, how many consecutive months have you been unemployed in the 60 months preceding the date of the interview?'

Note to the interviewer: the most recent unemployment spell during the last 5 years from the date of the interview should be considered to answer the question.

\_\_\_\_\_ Number of months

## PY010G/PY010N: EMPLOYEE CASH OR NEAR CASH INCOME

**Topic and detailed topic:** Income, consumption and elements of wealth, including debts / Income from work

**Variable type:** Annual

**Unit:** All current household members aged 16 years and over

**Reference period:** Income reference period

**Mode of collection:** Personal interview (proxy as an exception for persons temporarily away or in incapacity) or registers

**In use (period):** Yes, since the first year of the EU-SILC data collection

**Series' differences:** No changes

### VALUES AND FORMAT

1 - 999999.99      Income (national currency)  
0                      No income

### FLAGS

Type of variable	Flag name	Type and content	Type of information	Values	
Income variable	_F	<i>Two-digit flag: first digit</i>	Most common source or method	1	Collected via survey/interview
				2	Collected from administrative data
				3	Deductive/logical imputation (also including top- and bottom-coding)
				4	Gross/net conversion
				5	Model-based imputation
				6	Donor imputation
				7	Not possible to establish the most common source or method
				1	Net of tax on income at source and social contributions
				2	Net of tax on income at source
	3	Net of social contributions			
	4	Mix of different nets			
	5	Gross			
	6	Income component(s) not taxed			
	7	Mix of net and gross			
	8	Unknown			
	9	Not applicable (the value was not collected)			
		_JF	Imputation factor = collected value / recorded value *100		-999999.99-999999.99
				.	If problem of dividing by 0 appears

### DESCRIPTION

Gross means that neither taxes nor social contributions have been deducted at source. The net income component corresponds to the gross income component but the tax at source, the social insurance contributions, or both, are deducted.

If the gross value is a conversion from the net, the corresponding net variables should also be filled. If both net and gross values are collected, both should be recorded.

Employee income:

Employee income means the total remuneration, in cash or in kind, payable by an employer to an employee in return for work done by the latter during the income reference period.

**The employee income is broken down into:**

- Gross employee cash or near cash income (PY010G).
- Gross non-cash employee income (PY020G); including Company car (PY021G).
- Employers' social insurance contributions (PY030G).

**Gross employee cash or near cash income (PY010G):**

This refers to the monetary component of the compensation of employees in cash payable by an employer to an employee. It includes the value of any social contributions and income taxes payable by an employee or by the employer on behalf of the employee to social insurance schemes or tax authorities.

**Gross employee cash or near cash income includes the followings items:**

- Wages and salaries paid in cash for time worked in the main and any secondary or casual job(s).
- Remuneration for time not worked (e.g. holiday payments).
- Enhanced rates of pay for overtime.
- Fees paid to directors of incorporated enterprises.
- Piece rate payments.
- Payments for fostering children. This refers to the amount of money that the government or non-profit institutions serving households (NPISHs) give to families for taking care of children. These children live in a family instead of living in an institution. The family is not the real family. The children do not have the legal status of 'children of the family'.
- Commissions, tips and gratuities.
- Supplementary payments (e.g. 13th month payment).
- Profit sharing and bonuses paid in cash.
- Additional payments based on productivity.
- Allowances paid for working in remote locations (regarded as part of the job conditions).
- Allowances for transport to or from work.
- Additional payments made by employers to their employees or former employees and other eligible persons to supplement the sick, disability, maternity leave or survivor's pay entitlement from social insurance schemes, where such payments cannot be separately and clearly identified as social benefits (in case these payment can be identified they should be included in appropriate benefits variables instead).
- Payments made by employers to an employee in lieu of wages and salaries through a social insurance scheme when unable to work through sickness, disability or maternity leave where such payment cannot be separately and clearly identified as social benefits.
- Cash subsidies received from the employer for dwelling costs.

**It excludes:**

- Reimbursements made by an employer for work-related expenses (e.g. business travel).
- Severance and termination pay to compensate employees for the termination of employment before the employee has reached the normal retirement age for that job and redundancy payments (they are included under 'unemployment benefits' (PY090G)).
- Allowances for purely work-related expenses such as those for travel and subsistence or for protective clothes.
- Lump-sum payments at the normal retirement date (included under 'old age benefits' (PY100G)).
- Union strike pay.
- Employers' social insurance contributions.
- Fringe benefits in kind (a company car; subsidised meals etc.).

## PY020G/PY020N: NON-CASH EMPLOYEE INCOME

**Topic and detailed topic:** Income, consumption and elements of wealth, including debts / Income from work

**Variable type:** Annual

**Unit:** All current household members aged 16 years and over

**Reference period:** Income reference period

**Mode of collection:** Personal interview (proxy as an exception for persons temporarily away or in incapacity) or registers

**In use (period):** Yes, since the first year of the EU-SILC data collection

**Series' differences:** No changes

### VALUES AND FORMAT

1 - 999999.99      Income (national currency)  
0                      No income

### FLAGS

Type of variable	Flag name	Type and content	Type of information	Values	
Income variable	_F	<i>Two-digit flag: first digit</i>	Most common source or method	1	Collected via survey/interview
				2	Collected from administrative data
				3	Deductive/logical imputation (also including top- and bottom-coding)
				4	Gross/net conversion
				5	Model-based imputation
				6	Donor imputation
				7	Not possible to establish the most common source or method
		<i>Two-digit flag: second digit</i>	Type of collected value	1	Net of tax on income at source and social contributions
				2	Net of tax on income at source
				3	Net of social contributions
				4	Mix of different nets
				5	Gross
				6	Income component(s) not taxed
				7	Mix of net and gross
	8	Unknown			
	9	Not applicable (the value was not collected)			
	_IF	Imputation factor = collected value / recorded value *100	<i>Alternative: one-digit flag</i>	-4	Amount included in another income component
				-999999.99-999999.99	
.			If problem of dividing by 0 appears		

### DESCRIPTION

#### Gross non-cash employee income (PY020G):

This refers to the non-monetary income components which may be provided free or at a reduced price to an employee as part of the employment package by an employer (if any goods or services are provided for both private and work use, then private use, as a proportion of total use, must be estimated and applied to the total value).

Gross non-cash employee income includes:

- Company car and associated costs (PY021G) (e.g. free fuel, car insurance, taxes and duties as applicable) provided for either private use or both private and work use.
- Free or subsidised meals, luncheon vouchers.
- Reimbursement or payment of housing-related expenses (e.g. gas, electricity, water, telephone or



- mobile telephone bills).
- Accommodation provided free or at reduced rent to an employee as main or the secondary residence of the household.
- Other goods and services provided free or at a reduced price by the employer to their employees, when they are a significant component of the income at national level or they constitute a significant component of the income of particular groups of households.

The value of goods and services provided free must be calculated according to the market value of these goods and services. The value of the goods and services provided at a reduced price must be calculated as the difference between the market value and the amount paid by the employee.

In order not to overestimate the benefit received from goods provided by the employer, such as a laptop and phone, it can be envisaged that the market price to buy the product be divided by three or four (assuming that three or four years is the 'life duration' of the phone or laptop). For more expensive goods, such as a tractor or lawn mower, a division by a greater number, for example 10, can be envisaged, corresponding to a 'life duration' of 10 years. Different 'life duration periods' for different categories of goods can be consequently envisaged.

**It does not include:**

- The cost to the employer of providing any of the abovementioned goods and services if they are necessary to enable employees to do their work.
- Accommodation services at a place of work that cannot be used by the households to which the employees belong.  
A allowances paid to employees for the purchase of tools, equipment, clothes, etc. needed exclusively or primarily for their work.
- Special meals or drinks necessitated by exceptional working conditions.
- Any goods or services provided to employees at the place of work or required because of the nature of their work (e.g. a medical examination required for work).

**Net non-cash employee income (PY020N):**

The net income component corresponds to the gross income components but the tax at source, the social insurance contributions, or both, are deducted.

See [PY021: Company car](#)

Accommodation provided free or at reduced rent by the employer to the employees as the main residence of the household should be included in the non-cash employee income, and consequently not under the variable "imputed rent" (HY030).

Suggested question:

*'During last year (during 2020, income reference period,...), did you receive fringe benefits (free meals, restaurant vouchers, payment for the costs of heating, electricity, telephone or transportation, preferential interest rates, etc.)?'*

If the answer is 'Yes' then the amount during income reference period should be recorded in national currency. The questions on income should be split up into relevant components where, for each component, it should be first explored what are the national taxation rules and then decide how to ask about net and gross values.

## PY021G/PY021N: COMPANY CAR

**Topic and detailed topic:** Income, consumption and elements of wealth, including debts / Income from work

**Variable type:** Annual

**Unit** All current household members aged 16 years and over

**Reference period:** Income reference period

**Mode of collection:** Personal interview (proxy as an exception for persons temporarily away or in incapacity) or registers

**In use (period):** Yes, since 2007

**Series' differences:** No changes

### VALUES AND FORMAT

1 - 999999.99            Income (national currency)

0                            No income

### FLAGS

Type of variable	Flag name	Type and content	Type of information	Values	
Income variable	_F	<i>Two-digit flag: first digit</i>	Most common source or method	1	Collected via survey/interview
				2	Collected from administrative data
				3	Deductive/logical imputation (also including top- and bottom-coding)
				4	Gross/net conversion
				5	Model-based imputation
				6	Donor imputation
				7	Not possible to establish the most common source or method
		<i>Two-digit flag: second digit</i>	Type of collected value	1	Net of tax on income at source and social contributions
				2	Net of tax on income at source
				3	Net of social contributions
				4	Mix of different nets
				5	Gross
				6	Income component(s) not taxed
				7	Mix of net and gross
	8			Unknown	
<i>Alternative: One-digit flag</i>		-	Amount included in another income component		
_IF	Imputation factor = collected value / recorded value *100	-999999.99-999999.99			
		.	If problem of dividing by 0 appears		

### DESCRIPTION

#### Different approaches on how to impute a value for the use of a company car

##### 1. Direct approach

###### 1.1. Individual tax assessment of the benefit

Apparently the simplest and most direct approach is to ask directly for the amount of benefit for which the recipient is assessed for tax purposes. Company car is collected from 2007 onwards. Till 2006, the variable collects only company car contribution. In 2007 only, in order to monitor time break in the series, it is proposed to create a separate variable collecting the company car contribution only: PY021G/PY021N.

### Advantages

- Very simple approach. Only two questions are needed:
  - Do you use a company car for private purposes, and if so,
  - What is the corresponding amount assessed for tax (this amount should take into account the associated cost)?
- No modelling or collection of secondary information is required. (In any case, in the presence of item non-response to the question, the alternative series of questions described below can (and should) be followed for the respondents concerned in the same survey).

### Disadvantages

- It may be subjected to high levels of non-response and/or response errors; and possibly under-coverage (benefits not being reported, especially if not taxed).
- Secondly, the approach depends entirely on national taxation rules.

#### **1.2. Car allowance**

While the purchase and provision by the employer of an actual vehicle at least partly for private use is the normal form in which the benefit is provided, sometimes the benefit is simply in the form of a regular (such as monthly) cash allowance alongside the normal salary. It is even possible that there is no reference to any specific "company car". In this situation, the direct approach in terms of the additional income as assessed for income tax purposes is the only possible approach.

Another important point to note is that in a survey, a benefit in this form may already have been included in the reported income from work, and care must be taken to avoid double counting.

Sometimes, the employee has to forgo reimbursement of certain travel expenses as a consequence of receiving a car allowance, where the expenses would normally be claimed in the absence of such an allowance. In principle, such expenses should be deducted from the allowance to obtain the *net* level of benefits received. The amount of benefit assessed for tax purposes is again likely to be the most direct and convenient source of this information.

### **2. Indirect or modelling approaches**

The second approach is to begin with obtaining information on characteristics of the company car. These characteristics are then used to determine the "utility" that the recipient derives from the benefit per unit of time (such as over a year). Exactly which characteristics are collected very much depends on the model or the approach used for this conversion. Basically there are two types of "indirect" approaches:

#### **2.1. Conversion using tax rules**

One method is to use national tax rules to make this conversion. This differs from the direct approach in that here, *tax-related information is not sought from individual respondents, but is compiled at the macro-level outside the survey* – hence it does not involve increasing the response burden.

### Advantages

- This approach is less likely to be prone to response, non-response and coverage errors than the direct approach.
- It is still relatively simple: either the characteristics of interest such as make, model and registration year of the car or the associated cost are easily reported<sup>63</sup>.

---

<sup>63</sup> The specific characteristics that need to be collected depend on what is required for the application of the tax assessment rules in the country concerned. Normally, it may be simpler to collect information from the respondent on physical characteristics (make, model, year, etc.) of the company car, than on the current prices. If information on prices is needed for the purpose of tax assessment, then it may be compiled externally as a function of the physical characteristics.

### Disadvantages

- Comparability problems (using the value of the benefit as assessed by the tax authorities, since this value is likely to vary by country).
- The approach does depend on national tax rules, and it is not quite in line with the stated preference for EU-SILC.

### **2.2. Valuation on the basis of accrued saving**

An alternative approach would be to evaluate the benefit of private use of a company car in terms of *the amount that the recipient would have to pay over the reference period to enjoy the same benefit from the use of their own vehicle.*

Seen in the abovementioned terms, the benefit equals the sum of:

- (i) Depreciation over the reference period in the capital value of the car, *plus*
- (ii) Coverage by the employer of other costs which would normally fall on the user of his/her own car. The latter may cover car insurance and possibly maintenance and major repair costs, but would normally exclude fuel and other running costs.

*The idea is not to collect (i) and (ii) from individual respondents, but to use external sources to construct suitable average schedules for these factors.*

### Advantages

- The approach is independent of national tax rules.
- Its comparability is affected by national differences in prices for identical vehicles, both as a result of differences in sales taxes and in market conditions (these differences can be considered legitimate, as they reflect actual differences in prices, and hence differences in the value of the derived benefit).

### Disadvantages

- The difficulty in constructing a depreciation schedule, i.e. a model of the decline in the market value of the car over time.
- It requires a manual codification of the car's model, make, etc. to compare with external sources.

### **The depreciation method - how to calculate depreciation schedule**

The main requirement is to construct a "depreciation model". The idea is to impute the *amount that the recipient would have to pay over the reference period to enjoy the same benefit from the use of their own vehicle.*

$$\text{Depreciation} = \frac{\text{Purchase prices} - \text{selling prices at } X}{X}$$

Where X = 'the average age of a company car'

*Note:* the selling price could be replaced by the 'residual leasing value at X'.

To calculate the 'purchase price' and the 'selling price', the make, the model, the registration year and other characteristics of the car can be used. As was already mentioned, such characteristics may be more readily collected in the surveys. List prices or manufacturer's recommended retail prices (RRP) are readily available for a wide range of new cars. For instance, DG Competition produces a list of manufacturers' recommended retail prices by the manufacturer, make and model, in all EU countries. If a type of car is not included in the list, the RRP should be available from the manufacturer's website. If an RRP is not available for a particular country, then it could be estimated based on the price of a similar car or the price relative to other cars in a country with a similar pricing structure. The list price should include VAT and vehicle registration tax.

For calculating 'the average age of a company car', external information from enterprises can be used. If this information is not available, an average of 5 should be taken into consideration.

### **An alternative method**

An alternative method for valuing the benefit of private use of company car in terms of *the amount the recipient would have to pay over the reference period to enjoy the same benefit from the use of own vehicle,* could be the

amount paid per year of renting a similar car for X years. This amount could be obtained from external sources (renting companies).

In the estimation of the value to be imputed, it is necessary to take into account whether some of the associated cost (repairs, insurance, etc.) are included.

#### *The extent of use*

Valuation of the benefit derived from the private use of company car also depends on the extent to which the provision is used during the period concerned. In principle, this extent of use is determined by (i) the *duration of use* during the reference period, and (ii) the *intensity of use* during that period.

#### *Duration of use*

This is easily measured in terms of the number of months during the reference year for which the company car was available for private use. This information may not be required in the following two situations:

1. When the current income concept (rather than the concept of income during the reference year) is used, information on the private use of a company car is also obtained on a current basis, and its value is annualised in the same way as other income components.
2. When the "direct method" (method A described above) is used, it records the total amount of benefit for which the recipient is assessed for tax purposes during the reference period. That itself is the target variable, and hence no further information is required on the duration (or intensity) of private use<sup>64</sup>.

In all other cases, the models described in the preceding section give the "utility per unit of time (year)", which has to be multiplied by the duration of use to obtain the amount of benefit actually received during the income reference period.

#### *Intensity of use*

It may appear that the abovementioned calculation should also take into account the intensity of private use during the period that the vehicle is available for the purpose. The intensity may for instance be measured by the proportion of private use out of the total use of the company car, and/or mileage of private use.

However, even without reference to practical difficulties in obtaining such information in a survey, it can be argued *that it is not necessary or logical to introduce this factor*. The percentage of private use out of total use may, for instance, be determined mainly by the extent to which the employee is required to use the vehicle for work-related purposes, rather than by the extent of private use. Similarly, the mileage of private use may be determined largely by the person's private needs and preferences: restriction on the form or extent of private use is not common for company vehicles provided for the purpose of work. Therefore, it cannot be assumed that the level of private use of a company car – whatever that level is in the particular circumstances of the person concerned – generally differs in any systematic way from what it would be with a person's own car. The amount of benefit is the money saved from not using one's own car for the purpose<sup>65</sup>.

#### *Conclusions*

- It is not possible to have a single approach in all countries.
- Although a method based on the assessment for tax purposes implies relaxing the earlier-stated intention that the approach should not depend on particularities of the national taxation systems, this approach is essentially the one applicable in situations where the information is obtained from registers, or where a regular allowance rather than an actual car is provided; and the approach is well-established in some other countries.

<sup>64</sup> The intention is not to exclude fuel if it is provided free for the PRIVATE use of a company car – certainly not in principle or as a matter of definition. But in practice, probably this provision is not common or at least not significant. In view of the need for simplicity ("Recommendation 1" above), we have indicated that it may be left out. In any case, component (ii) is to be estimated from external data (normally as a function of physical characteristics of the car), and hence if in a country free fuel is a significant part, then an average allowance may include it in the estimation of that component.

<sup>65</sup> The case is not all that dissimilar from the common case of personal computers. The cost of a PC and the rate of its depreciation - and hence in our hedonistic world its "value" to the individual - is the same regardless of whether the person uses it for intensive SAS computations all hours of the day or merely for video games at the weekend.

## PY030G: EMPLOYER'S SOCIAL INSURANCE CONTRIBUTION

**Topic and detailed topic:** Income, consumption and elements of wealth, including debts / Income from work

**Variable type:** Annual

**Unit:** All current household members aged 16 years and over

**Reference period:** Income reference period

**Mode of collection:** Personal interview (proxy as an exception for persons temporarily away or in incapacity) or registers

**In use (period):** Yes, since 2007

**Series' differences:** No changes

### VALUES AND FORMAT

1 - 999999.99      Income (national currency)  
0                      No income

### FLAGS

Type of variable	Flag name	Type and content	Type of information	Values	
Income variable	_F	<i>Two-digit flag: first digit</i>	Most common source or method	1	Collected via survey/interview
				2	Collected from administrative data
				3	Deductive/logical imputation (also including top- and bottom-coding)
				4	Gross/net conversion
				5	Model-based imputation
				6	Donor imputation
				7	Not possible to establish the most common source or method
				1	Net of tax on income at source and social contributions
				2	Net of tax on income at source
	3	Net of social contributions			
	4	Mix of different nets			
	5	Gross			
	6	Income component(s) not taxed			
	7	Mix of net and gross			
	8	Unknown			
	9	Not applicable (the value was not collected)			
	Alternative: One-digit flag	-1	Missing		
	_IF	Imputation factor = collected value / recorded value *100		-999999.99-999999.99	
			.	If problem of dividing by 0 appears	

### DESCRIPTION

#### Employers' social insurance contributions (PY030G):

Employers' social insurance contributions are part of employee income.

Employers' contributions are defined as payments made, during the income reference period, by employers for the benefits of their employees to insurers (social security funds and private funded schemes) covering statutory, conventional or contractual contributions in respect of insurance against social risks. They cover traditionally legal old age pension schemes, legal health insurance, unemployment. These contributions are common to most employed persons and can be deducted from wages received according to published rules.

The variable includes:

- Employers' contributions to government insurance (social security) schemes (including payroll taxes levied for social insurance purposes).

- Employers' contributions to private retirement (pension) plans, that are element of defined insurance system in a country (e.g. II pension insurance pillar).
- Statutory employers' contributions to other private retirement (pension) plans.
- Statutory or conventional employers' contributions to private health insurance.
- Statutory or conventional employers' contributions to life insurance.
- Statutory or conventional employers' contributions to other employer insurance schemes (e.g. disability).

*The variable does not include contributions that are voluntary to the employer.*

There is a distinction between two types of employers' social insurance contribution:

- Legal/mandatory contributions covering traditionally legal old age pension schemes, legal health insurance, unemployment, etc. These contributions are common to most employed persons and can be deduced from wages received according to published rules;
- Optional contributions made by employers on the basis of contractual or specific sectoral arrangements. These are more heterogeneous, limited to some employees and depending on the sector and the size of businesses. Typical examples are contributions to private pension plans, additional health insurance and term life insurance. This type of contribution seems to remain limited in importance in most countries, sometimes non-existent, but this type of contribution is likely to grow rapidly in the future with the reform of social protection systems.

## PY035G/PY035N: CONTRIBUTIONS TO INDIVIDUAL PRIVATE PENSION PLANS

**Topic and detailed topic:** Income, consumption and elements of wealth, including debts / Taxes and contributions actually paid after reductions

**Variable type:** Annual

**Unit:** All current household members aged 16 years and over

**Reference period:** Income reference period

**Mode of collection:** Personal interview (proxy as an exception for persons temporarily away or in incapacity) or registers

**In use (period):** Yes, since the first year of the EU-SILC data collection

**Series' differences:** No changes

### VALUES AND FORMAT

1 - 999999.99                      Income (national currency)  
0    No contribution

### FLAGS

Type of variable	Flag name	Type and content	Type of information	Values	
Income variable	_F	<i>Two-digit flag: first digit</i>	Most common source or method	1	Collected via survey/interview
				2	Collected from administrative data
				3	Deductive/logical imputation (also including top- and bottom-coding)
				4	Gross/net conversion
				5	Model-based imputation
				6	Donor imputation
				7	Not possible to establish the most common source or method
		<i>Two-digit flag: second digit</i>	Type of collected value	1	Net of tax on income at source and social contributions
				2	Net of tax on income at source
				3	Net of social contributions
				4	Mix of different nets
				5	Gross
				6	Income component(s) not taxed
				7	Mix of net and gross
	8			Unknown	
	_IF	Alternative: One-digit flag Imputation factor = collected value / recorded value *100	-1	Missing	
			.	If problem of dividing by 0 appears	

### DESCRIPTION

Contributions made to individual private pension plans, during the income reference period, refers to the pensions policies taken out by individual households on their own initiative and for their own benefit, independently of their employers or government and outside any social insurance scheme.

These contributions represent the counterpart to pensions from individual private plans (other than those covered under ESSPROS) (PY080G).

**It includes:** contributions to individual pensions plans related to old age, survivors, sickness, disability and unemployment.



The schemes that need to be taken into account in variable PY035 are 'other insurance' (with the exception of life insurance schemes). Other insurance provides individual institutional units exposed to certain risks with financial protection against the consequences of the occurrence of specified events. It is also a form of financial intermediation in which funds are collected from policyholders and invested in financial and other assets which are held as technical reserves to meet future claims arising from the occurrence of the events specified in the insurance policies.

Pensions received from individual private plans (other than those covered under ESSPROS) PY080G)/(PY080N) are treated as a component of property income, and should be included in the total household gross income (HY010) and in the total disposable household income (HY020)<sup>66</sup>.

---

<sup>(66)</sup> This follows a recommendation from the TF on methodological issues. The Indicator Sub Group (ISG) agreed in 2010 to include PY080 in the income definition and consequently in the computation of OMC indicators.

## PY050G/PY050N: CASH BENEFITS OR LOSSES FROM SELF-EMPLOYMENT

**Topic and detailed topic:** Income, consumption and elements of wealth, including debts/ Income from work

**Variable type:** Annual

**Unit:** All current household members aged 16 years and over

**Reference period:** Income reference period

**Mode of collection:** Personal interview (proxy as an exception for persons temporarily away or in incapacity) or registers

**In use (period):** Yes, since the first year of the EU-SILC data collection

**Series' differences:** No changes

### VALUES AND FORMAT

1 - 999999.99	Benefits
- 999999.99 - -1	Losses
0	No income

### FLAGS

Type of variable	Flag name	Type and content	Type of information	Values	
Income variable	_F	<i>Two-digit flag: first digit</i>	Most common source or method	1	Collected via survey/interview
				2	Collected from administrative data
				3	Deductive/logical imputation (also including top- and bottom-coding)
				4	Gross/net conversion
				5	Model-based imputation
				6	Donor imputation
				7	Not possible to establish the most common source or method
		<i>Two-digit flag: second digit</i>	Type of collected value	1	Net of tax on income at source and social contributions
				2	Net of tax on income at source
				3	Net of social contributions
				4	Mix of different nets
				5	Gross
				6	Income component(s) not taxed
	_IF	Imputation factor = collected value / recorded value *100	7	Mix of net and gross	
			8	Unknown	
				9	Not applicable (the value was not collected)
				.	If problem of dividing by 0 appears
					-999999.99-999999.99

### DESCRIPTION

Self-employment income is defined as the income received, during the income reference period, by individuals, for themselves or in respect of their family members, as a result of their current or former involvement in self-employment jobs. Self-employment jobs are those jobs where the remuneration is directly dependent upon the profits (or the potential for profits) derived from the goods and services produced (where own consumption is considered to be part of profits). The self-employed person makes the operational decisions affecting the enterprise, or delegates such decisions while retaining responsibility for the welfare of the enterprise. (In this context, 'enterprise' includes one-person operations). The remuneration of hobbies must be regarded as self-employment.

If the income collected or compiled corresponds to a time period earlier than the reference period, basic

adjustments must be applied to update the data to the income reference period.

The self-employment income is broken down into:

- Gross cash profits or losses from self-employment (including royalties) (PY050G).
- Value of goods produced for own consumption (HY170G).

### **Gross cash benefits or losses from self-employment (including royalties) (PY050G)**

#### **It includes:**

- Net operating profit or loss accruing to working owners of, or partners in, an unincorporated enterprise, less interest on business loans.
- Royalties earned on writing, inventions and so on, not included in the profit/loss of unincorporated enterprises.
- Rentals from business buildings, vehicles, equipment, etc., not included in the profit/loss of unincorporated enterprises, after deduction of related costs such as interest on associated loans, repairs and maintenance and insurance charges.

#### **It does not include:**

- Directors' fees earned by owners of incorporated enterprises (which are included under 'gross cash or near cash employee income' (PY010G)).
- dividends paid by incorporated enterprises (which are included under 'Interest, dividends, profits from Capital investment in an unincorporated business' (HY090G)).
- profits from capital invested in an unincorporated enterprise in which the person does not work ('sleeping partners') (these profits are included under 'Interest, dividends, profits from capital investment in an unincorporated business' (HY090G)).
- Rent from land and receipts from boarders or lodgers (which are included under 'Income from rental of a property or land' (HY040G)).
- Rentals from dwellings not included in the profit/loss of unincorporated enterprises (which are included under 'Income from rental of a property or land' (HY040G)).

#### **Income from self-employment must be calculated as:**

- Market output (gross revenue to turnover, including the value of goods produced by the enterprise but consumed by the self-employed person or his/her household).
- Plus market value of goods and services bought for the unincorporated enterprise but consumed by the entrepreneur and his/her household members.
- Plus property income received in connection with financial and other assets belonging to the enterprise,
- Minus intermediate consumption (raw material costs, costs of sales, distribution costs, maintenance costs, administrative expenses, etc.).
- Minus compensation of employees (wages, salaries and social security contributions for employees)
- Minus taxes on production and import taxes.
- Minus interest paid on business loans.
- Minus rents paid on land and other non-produced tangible assets rented by the enterprise,
- Minus consumption of fixed capital.
- Plus subsidies.

In practice if the self-employed person or business prepares annual accounts for tax purposes, the gross income benefits/losses must be calculated as net operating benefits (profits) /losses shown on this tax account for the most recent 12-month period, before deduction of taxes on income and compulsory social insurance contributions.

In the absence of annual accounts, either for tax purposes or as a business account, the alternative approach to measure self-employment income must be to collect the amount of money (and goods) drawn out of the business for personal use (for consumption or saving, including the market, value of goods produced or purchased by the business but taken for personal use).

### **Net cash benefits or losses from self-employment (including royalties) (PY050N)**

The net income component corresponds to the gross income components but the tax at source, the social insurance contributions or both (if applicable) are deducted.

### Comments

Royalties: Royalties are regarded as income from self-employment because they are a return to the royalty-holder for effort expended.

Difficulties in detecting the self-employed: Who are the self-employed? The guidelines for interpretation for the EU-SILC, based on ILO recommendations <sup>(67)</sup>, provided an overview of the central distinction between self-employment and employee status. The difference is determined by:

- The nature of the economic risk undertaken by the person concerned.
- The mode of remuneration.
- The type of authority enjoyed, and the authority to which the respondent is subject.

For instance, employees responsible for paying their own social insurance and tax contributions, but who are employees in other respects, should be considered as employees. Outworkers should be considered as employees if (a) there exists an explicit or implicit contract or agreement of employment and (b) the remuneration depends basically on the time worked or the amount produced. However, an outworker should be considered as being self-employed if (a) there is no such contract or agreement and the decision as to the markets, scale of operation and finance is in the hands of the outworker or (b) the person's remuneration is a function of receipts or profits from the sale of his/her products or services.

### Summary of distinction between employee and self-employed status

	Employee	Self-employed
<b>Economic Risk</b>	No (or very little) capital investment	Has capital investment (not a necessary condition, e.g. Professional practice)
<b>Mode of remuneration</b>	Wage or salary based on hours worked or amount produced	Profit, amount depending on sales of produce or service
<b>Type of authority 1 (autonomy)</b>	Existence of implicit or explicit contract/agreement of employment	No such contract or agreement
<b>Type of authority 2 (control)</b>	No (or very little) say in decisions on markets, scale of operation and finances	Final decision on markets, scale of operation and finances

Among the self-employed, those who employ paid employees are defined as 'employers', while those without paid employees are defined as 'own-account workers'. Often a distinction is made between 'own-account workers' and 'unpaid family workers'. However, in an enterprise in which members of a household are engaged jointly, this distinction can be culturally (especially gender) biased, and in any case arbitrary. Furthermore, the income may not be strictly 'individual', as for example in the case of a household enterprise in which several members of the household are engaged jointly. For the purpose of the EU-SILC, both of these groups are to be considered as being 'self-employed', i.e. as sharing self-employment income from the enterprise.

On the other hand, there are growing numbers of self-employed who do not consider themselves to be "running a business" and for whom therefore concepts such as gross revenue or even annual profit or loss have very little meaning. For this reason, some experimentation has been carried out, for example in the UK, to distinguish different groups of self-employed people and to try to tailor questions more closely to their circumstances (see Martin et al, 1996). For some people, such as casual workers and sub-contractors, their remuneration is more akin to employment income than to gross revenue – they have very few, if any, of the outgoings listed above (such as operating costs). They may even be uncertain about their employment status – whether they are in fact self-employed or employees. In the UK, it was found that the best way to distinguish this type of self-employed person from one who is in fact running a business was whether they prepared annual accounts for the tax authority.

If they do not prepare such accounts, it is more appropriate to use a concept akin to that of earnings from employment to capture their income.

### Measurement of income from self-employment

It is universally acknowledged that self-employment income is one of the most problematic elements of household income to define and to measure accurately. These difficulties result not only in inaccurate income data but also

<sup>(67)</sup> R. Hussmanns and F. Mehran and V. Verma: Surveys of Economically Active Population, Employment, Unemployment and Underemployment: An ILO Manual on Concepts and Methods. Geneva: International Labour Office, 1990.

in lack of comparability both across time and across countries. While it is unrealistic to suppose that all the difficulties can be solved in the context of the EU-SILC, the aim should be to draw on current best practice and 'state of the art', so that accuracy and comparability of the information on income from self-employment is improved.

There is also evidence that self-employment is becoming *more prevalent* in the EU and that it is becoming more *heterogeneous* in its nature. The types of occupation in which the self-employed are engaged have diversified. More women are becoming self-employed and more employees are taking on subsidiary work on a self-employed basis. Many of the new self-employed are engaged in the service sector, but the skill level of these jobs varies widely from low paid jobs on temporary contracts to high paid and specialised jobs in the banking and financial services and in information technology. The terms under which people work are also becoming more diverse. The traditional self-employed person running a business, perhaps with a few employees, is joined by people in casual work or involved with sub-contracting. The measurement framework adopted needs to factor in all these possibilities.

Given the conceptual difficulties in defining self-employment income, it is perhaps not surprising that the collection of accurate income information from the self-employed is one of the most problematic areas for surveys:

- The self-employed often have accounting practices which make it difficult for them to provide accurate responses to survey questions (e.g. they may not separate their business and personal finances).
- Their financial and accounting framework does not relate well to that used by statisticians in constructing national accounts or household income analysis.
- The self-employed are less likely than the employed to respond to income surveys, and self-employment income variables are subject to higher levels of item non-response.
- Not only are the self-employed less likely than employees to respond to surveys, those that do respond are more likely to under-report their income.
- The growth in self-employment as a secondary activity for employees creates additional problems. Unless such secondary activities are properly covered in an income survey with questions that are just as detailed as those for the primary employment, this too will be a source of under-reporting.

## Conclusion

The following strategies are recommended to improve estimates:

- The categorisation of the self-employed according to (i) whether they consider that they are running a business or (ii) that they have "work" (a job), and the use of a concept akin to that of earnings for the latter group.
- The collection of data on drawings (in the absence of annual accounts, either for tax purposes or as a business account).
- Updating profit/loss data which are for a time period earlier than the reference period to using an appropriate index.
- Development of procedures for estimating self-employment income net of income tax and social security contributions, procedures which may differ from those used for other income components.

Suggested question:

*'During last year (during 2020, income reference period,...), did you receive any income from self-employment (agricultural income, industrial or commercial income, non - commercial income from the practise of a liberal profession, royalties)?'*

If the answer is 'Yes' then the amount during income reference period should be recorded. The questions on income should be split up into relevant components where, for each component, it should be first explored what are the national taxation rules and then decide how to ask about net and gross values.

## PY080G/PY080N: PENSION FROM INDIVIDUAL PRIVATE PLANS

**Topic and detailed topic:** Income, consumption and elements of wealth, including debts/ Income from pensions

**Variable type:** Annual

**Unit:** All current household members aged 16 years and over

**Reference period:** Income reference period

**Mode of collection:** Personal interview (proxy as an exception for persons temporarily away or in incapacity) or registers

**In use (period):** Yes, since the first year of the EU-SILC data collection

**Series' differences:** No changes

### VALUES AND FORMAT

1 - 999999.99            Income (national currency)

0                            No income

### FLAGS

Type of variable	Flag name	Type and content	Type of information	Values		
Income variable	_F	<i>Two-digit flag: first digit</i>	Most common source or method	1	Collected via survey/interview	
				2	Collected from administrative data	
				3	Deductive/logical imputation (also including top- and bottom-coding)	
				4	Gross/net conversion	
				5	Model-based imputation	
				6	Donor imputation	
				7	Not possible to establish the most common source or method	
				1	Net of tax on income at source and social contributions	
				2	Net of tax on income at source	
	3	Net of social contributions				
	4	Mix of different nets				
	5	Gross				
	6	Income component(s) not taxed				
	7	Mix of net and gross				
	8	Unknown				
	9	Not applicable (the value was not collected)				
	_IF	Imputation factor = collected value / recorded value *100			-999999.99-999999.99	
					.	If problem of dividing by 0 appears

### DESCRIPTION

#### Regular pensions from individual private plans (other than those covered under ESSPROS) (PY080G/PY080N):

Regular pensions from private plans (other than those covered under ESSPROS) refer to pensions and annuities received, during the income reference period, in the form of interest or dividend income from individual private insurance plans, i.e. fully organised schemes where contributions are at the discretion of the contributor independently of their employers or government. The income component collected as net corresponds to the gross income components but the tax at source, the social insurance contributions or both (if applicable) are deducted.

**It includes:**

Old age, survivors, sickness, disability and unemployment pensions received as interest or dividends from individual insurance private plans.

**It excludes:**

- Pensions from mandatory government schemes.
- Pensions from mandatory employer-based schemes.

Pensions received from individual private plans (other than those covered under ESSPROS) (PY080G)/(PY080N) are treated as a component of property income, and should be included in total gross household income (HY010) and in the total disposable household income (HY020).

Inclusion of PY080 in total disposable income variables (HY020, HY022 and HY023) should be implemented by countries from the 2011 operation onwards.

**Suggested question:**

*'During last year (during 2020, income reference period,...), did you receive a regular pension from individual private (insurance) plan?' Yes, No*

*If the answer is 'Yes' the respondent should be asked the amount during income reference period.*

## PY090G/PY090N: UNEMPLOYMENT BENEFITS

**Topic and detailed topic:** Income, consumption and elements of wealth, including debts/Income from social transfer

**Variable type:** Annual

**Unit:** All current household members aged 16 years and over

**Reference period:** Income reference period

**Mode of collection:** Personal interview (proxy as an exception for persons temporarily away or in incapacity) or registers

**In use (period):** Yes, since the first year of the EU-SILC data collection

**Series' differences:** No changes

### VALUES AND FORMAT

1 - 999999.99      Income (national currency)  
0                      No income

### FLAGS

Type of variable	Flag name	Type and content	Type of information	Values		
Income variable	_F	<i>Two-digit flag: first digit</i>	Most common source or method	1	Collected via survey/interview	
				2	Collected from administrative data	
				3	Deductive/logical imputation (also including top- and bottom-coding)	
				4	Gross/net conversion	
				5	Model-based imputation	
				6	Donor imputation	
				7	Not possible to establish the most common source or method	
				1	Net of tax on income at source and social contributions	
				2	Net of tax on income at source	
		3	Net of social contributions			
		4	Mix of different nets			
		5	Gross			
		6	Income component(s) not taxed			
		7	Mix of net and gross			
		8	Unknown			
		9	Not applicable (the value was not collected)			
		_IF	Imputation factor = collected value / recorded value *100	-999999.99-999999.99	.	If problem of dividing by 0 appears

Social benefits are defined as current transfers received by households during the income reference period, which are intended to relieve them from the financial burden of a number of risks or needs, made through collectively-organised schemes, or outside such schemes by government units and non-profit institutions serving households (NPISHs) (See the box in [section 5 of PART I for more detailed information](#)).

### Unemployment benefits (PY090G)

Unemployment benefits refer to benefits that:

- replace, in whole or in part, income lost by a worker due to the loss of gainful employment;
- provide a subsistence (or better) income to persons entering or re-entering the labour market;
- compensate for the loss of earnings due to partial unemployment;



- replace, in whole or in part, income lost by an older worker who retires from gainful employment before the legal retirement age because of job cuts made by their employer for economic reasons;
- contribute to the cost of training or re-training people looking for employment; or
- help unemployed persons meet the cost of travelling or relocating to obtain employment.

**It includes:**

- Full unemployment benefits: benefits compensating for loss of earnings where a person is capable of working and available for work but is unable to find suitable employment, including persons who had not previously been employed.
- Partial unemployment benefits: benefits compensating for the loss of wages or salary due to formal short time working arrangements, and/or intermittent work schedules, irrespective of their cause (business recession or slow-down, breakdown of equipment, climatic conditions, accidents and so on), and where the employer/employee relationship continues.
- Early retirement for labour-market reasons: periodic payments to older workers who retire before reaching standard retirement age due to unemployment or to job reductions caused by economic measures such as the restructuring of an industrial sector or of a business enterprise. These payments normally cease when the beneficiary becomes entitled to an old-age pension.
- Vocational training allowance: payments by social security funds or public agencies to targeted groups of persons in the labour force who take part in training schemes intended to develop their potential for employment.
- Mobility and resettlement: payments by social security funds or public agencies to unemployed persons to encourage them to move to another locality or change their occupation in order to seek or to obtain work.
- Severance and termination payments (benefits compensating employees for employment ending before the employee has reached the normal retirement age for that job).
- Redundancy compensation: capital sums paid to employees who have been dismissed through no fault of their own by an enterprise that is ceasing or cutting down its activities.
- Other cash benefits: other financial assistance, particularly payments to the long-term unemployed.

**It does not include:**

- Family allowances paid for dependent children (which are included under ‘family/children-related allowances’ (HY050G)).
- Early retirement in the event of reduced ability to work: periodic payments to older workers who retire before reaching standard retirement age as a result of reduced ability to work. These pensions normally cease when the beneficiary becomes entitled to an old-age pension (which are included under ‘Disability benefits’ (PY130)).

**Net unemployment benefits (PY090N):** the net income component corresponds to the gross unemployment benefits but the tax at source, the social insurance contributions, or both, (if applicable) are deducted.

Comments about unemployment benefits: There are two concepts related to vocational training allowance under the unemployment benefit function:

1. The vocational training allowance, i.e. payment by social security funds or public agencies to targeted groups of persons in the labour force who take part in training schemes intended to develop their potential for employment. This is considered as benefit in cash and thus included in PY090.
2. A benefit (in kind) related to vocational training, i.e. payments by social security funds or public agencies to institutions that provide training courses to unemployed people. These benefits are excluded from the EU-SILC.

Suggested question:

*‘During last year (income reference period, during 2020,...), did you receive unemployment benefits from the government (central or local)?’ Yes, No*

If the answer is ‘Yes’ then the amount during income reference period should be recorded. The questions on income should be split up into relevant components where, for each component, it should be first explored what are the national taxation rules and then decide how to ask about net and gross values.

## PY091G: UNEMPLOYMENT BENEFITS [CONTRIBUTORY AND MEANS TESTED]

**Topic and detailed topic:** Income, consumption and elements of wealth, including debts/Income from social transfers

**Variable type:** Annual

**Unit:** All current household members aged 16 years and over

**Reference period:** Income reference period

**Mode of collection:** Personal interview (proxy as an exception for persons temporarily away or in incapacity) or registers– known to the countries

**In use (period):** Yes, since 2014

**Series' differences:** No changes

### VALUES AND FORMAT

1 - 999999.99                      Income (national currency)  
0    No income

### FLAGS

Type of variable	Flag name	Type and content	Type of information	Values	
Income variable	_F	<i>Three-digit flag: first digit</i>	Most common source or method	1	Collected via survey/interview
				2	Collected from administrative data
				3	Deductive/logical imputation (also including top- and bottom-coding)
				4	Gross/net conversion
				5	Model-based imputation
				6	Donor imputation
				7	Not possible to establish the most common source or method
				1	Net of tax on income at source and social contributions
				2	Net of tax on income at source
	3	Net of social contributions			
	4	Mix of different nets			
	5	Gross			
	6	Income component(s) not taxed			
	7	Mix of net and gross			
	8	Unknown			
9	Not applicable (the value was not collected)				
_IF		<i>Three-digit flag: third digit</i>	Variable's content	1	Filled with only contributory and means-tested components
		<i>Alternative: One-digit flag</i>		2	Filled with mixed components
		Imputation factor = collected value / recorded value *100		-999999.99-999999.99	
				.	If problem of dividing by 0 appears, if_F=-5

### DESCRIPTION

Social benefits are defined as current transfers received by households during the income reference period, which are intended to relieve them from the financial burden of a number of risks or needs, made through collectively-organised schemes, or outside such schemes by government units and non-profit institutions serving households (NPISHs) (See the box on [section 5 of PART I for more detailed information](#)).

**Unemployment benefits (PY090G)**

Unemployment benefits refer to benefits that:

- replace, in whole or in part, income lost by a worker due to the loss of gainful employment;
- provide a subsistence (or better) income to persons entering or re-entering the labour market;
- compensate for the loss of earnings due to partial unemployment;
- replace, in whole or in part, income lost by an older worker who retires from gainful employment before the legal retirement age because of job cuts made by their employer for economic reasons;
- contribute to the cost of training or re-training people looking for employment; or
- help unemployed persons meet the cost of travelling or relocating to obtain employment.

**It includes:**

- Full unemployment benefits: benefits compensating for loss of earnings where a person is capable of working and available for work but is unable to find suitable employment, including persons who had not previously been employed.
- Partial unemployment benefits: benefits compensating for the loss of wages or salary due to formal short time working arrangements, and/or intermittent work schedules, irrespective of their cause (business recession or slow-down, breakdown of equipment, climatic conditions, accidents and so on), and where the employer/employee relationship continues.
- Early retirement for labour-market reasons: periodic payments to older workers who retire before reaching standard retirement age due to unemployment or to job reductions caused by economic measures such as the restructuring of an industrial sector or of a business enterprise. These payments normally cease when the beneficiary becomes entitled to an old-age pension.
- Vocational training allowance: payments by social security funds or public agencies to targeted groups of persons in the labour force who take part in training schemes intended to develop their potential for employment.
- Mobility and resettlement: payments by social security funds or public agencies to unemployed persons to encourage them to move to another locality or change their occupation in order to seek or to obtain work.
- Severance and termination payments (benefits compensating employees for employment ending before the employee has reached the normal retirement age for that job).
- Redundancy compensation: capital sums paid to employees who have been dismissed through no fault of their own by an enterprise that is ceasing or cutting down its activities.
- Other cash benefits: other financial assistance, particularly payments to the long-term unemployed.

**It does not include:**

- Family allowances paid for dependent children (which are included under 'family/children-related allowances' (HY050G)).
- Early retirement in the event of reduced ability to work: periodic payments to older workers who retire before reaching standard retirement age as a result of reduced ability to work. These pensions normally cease when the beneficiary becomes entitled to an old-age pension (which are included under 'Disability benefits' (PY130)).

**Unemployment benefits (PY090N):** the net income component corresponds to the gross income component but the tax at source, the social insurance contributions, or both, (if applicable) are deducted.

Comments about unemployment benefits: there are two concepts related to vocational training allowance under the unemployment benefit function:

1. The vocational training allowance, i.e. payment by social security funds or public agencies to targeted groups of persons in the labour force who take part in training schemes intended to develop their potential for employment. This is considered as benefit in cash and thus included in PY090.
2. A benefit (in kind) related to vocational training, i.e. payments by social security funds or public agencies to institutions that provide training courses to unemployed people. These benefits are excluded from the EU-SILC.

The "contributory" and "means-tested" definitions are the same as applied in ESSPROS.

Contributory schemes are social protection schemes that require the payment of contributions, by the protected

persons or by other parties on their behalf, in order to secure individual entitlement to benefits.

Contributory schemes are sometimes referred to as social insurance schemes. By convention, all non-autonomous schemes that employers run in favour of their employees, former employees and their dependants are classified as contributory schemes.

*Means-tested social benefits* are social benefits which are explicitly or implicitly conditional on the beneficiary's income and/or wealth falling below a specified level.

## PY092G: UNEMPLOYMENT BENEFITS [CONTRIBUTORY AND NON-MEANS-TESTED]

**Topic and detailed topic:** Income, consumption and elements of wealth, including debts/Income from social transfers

**Variable type:** Annual

**Unit:** All current household members aged 16 years and over

**Reference period:** Income reference period

**Mode of collection:** Personal interview (proxy as an exception for persons temporarily away or in incapacity) or registers– known to the countries

**In use (period):** Yes, since 2014

**Series' differences:** No changes

### VALUES AND FORMAT

1 - 999999.99      Income (national currency)  
0                      No income

### FLAGS

Type of variable	Flag name	Type and content	Type of information	Values	
Income variable	_F	<i>Three-digit flag: first digit</i>	Most common source or method	1	Collected via survey/interview
				2	Collected from administrative data
				3	Deductive/logical imputation (also including top- and bottom-coding)
				4	Gross/net conversion
				5	Model-based imputation
				6	Donor imputation
				7	Not possible to establish the most common source or method
		<i>Three-digit flag: second digit</i>	Type of collected value	1	Net of tax on income at source and social contributions
				2	Net of tax on income at source
				3	Net of social contributions
				4	Mix of different nets
				5	Gross
				6	Income component(s) not taxed
				7	Mix of net and gross
	8			Unknown	
<i>Three-digit flag: third digit</i>	Variable's content	1	Filled with only contributory and non means-tested components		
		2	Filled with mixed components		
_IF	Imputation factor = collected value / recorded value *100	<i>Alternative: One-digit flag</i>			
		-5	This scheme does not exist at national level		
		.	If problem of dividing by 0 appears, if_F=-5		

### DESCRIPTION

Social benefits are defined as current transfers received by households during the income reference period, which are intended to relieve them from the financial burden of a number of risks or needs, made through collectively-organised schemes, or outside such schemes by government units and non-profit institutions serving households (NPISHs) (See the box on [section 5 of PART I for more detailed information](#)).

### Unemployment benefits

Unemployment benefits refer to benefits that:

- replace, in whole or in part, income lost by a worker due to the loss of gainful employment;
- provide a subsistence (or better) income to persons entering or re-entering the labour market;
- compensate for the loss of earnings due to partial unemployment;
- replace, in whole or in part, income lost by an older worker who retires from gainful employment before the legal retirement age because of job cuts made by their employer for economic reasons;
- contribute to the cost of training or re-training people looking for employment; or
- help unemployed persons meet the cost of travelling or relocating to obtain employment.

#### It includes:

- Full unemployment benefits: benefits compensating for loss of earnings where a person is capable of working and available for work but is unable to find suitable employment, including persons who had not previously been employed.
- Partial unemployment benefits: benefits compensating for the loss of wages or salary due to formal short time working arrangements, and/or intermittent work schedules, irrespective of their cause (business recession or slow-down, breakdown of equipment, climatic conditions, accidents and so on), and where the employer/employee relationship continues.
- Early retirement for labour-market reasons: periodic payments to older workers who retire before reaching standard retirement age due to unemployment or to job reductions caused by economic measures such as the restructuring of an industrial sector or of a business enterprise. These payments normally cease when the beneficiary becomes entitled to an old-age pension.
- Vocational training allowance: payments by social security funds or public agencies to targeted groups of persons in the labour force who take part in training schemes intended to develop their potential for employment.
- Mobility and resettlement: payments by social security funds or public agencies to unemployed persons to encourage them to move to another locality or change their occupation in order to seek or to obtain work.
- Severance and termination payments (benefits compensating employees for employment ending before the employee has reached the normal retirement age for that job).
- Redundancy compensation: capital sums paid to employees who have been dismissed through no fault of their own by an enterprise that is ceasing or cutting down its activities.
- Other cash benefits: other financial assistance, particularly payments to the long-term unemployed.

#### It does not include:

- Family allowances paid for dependent children (which are included under 'Family/children-related allowances' (HY050G)).
- Early retirement in the event of reduced ability to work: periodic payments to older workers who retire before reaching standard retirement age as a result of reduced ability to work. These pensions normally cease when the beneficiary becomes entitled to an old-age pension (which are included under 'Disability benefits' (PY130)).

**Net unemployment benefits (PY090N):** the net income component corresponds to the gross unemployment benefits but the tax at source, the social insurance contributions, or both, (if applicable) are deducted.

Comments about unemployment benefits: There are two concepts related to vocational training allowance under the unemployment benefit function:

1. The vocational training allowance, i.e. payment by social security funds or public agencies to targeted groups of persons in the labour force who take part in training schemes intended to develop their potential for employment. This is considered as benefit in cash and thus included in PY090.
2. A benefit (in kind) related to vocational training, i.e. payments by social security funds or public agencies to institutions that provide training courses to unemployed people. These benefits are excluded from the EU-SILC.

The "contributory" and "non-means-tested" definitions are the same as applied in ESSPROS.

Contributory schemes are social protection schemes that require the payment of contributions, by the protected persons or by other parties on their behalf, in order to secure individual entitlement to benefits.

Contributory schemes are sometimes referred to as social insurance schemes. By convention, all non-autonomous schemes that employers run in favour of their employees, former employees and their dependants are classified as contributory schemes.

Non Means-tested social benefits are social benefits which are NOT explicitly or implicitly conditional on the beneficiary's income and/or wealth falling below a specified level.

## PY093G: UNEMPLOYMENT BENEFITS [NON-CONTRIBUTORY AND MEANS TESTED]

**Topic and detailed topic:** Income, consumption and elements of wealth, including debts/Income from social transfers

**Variable type:** Annual

**Unit:** All current household members aged 16 years and over

**Reference period:** Income reference period

**Mode of collection:** Personal interview (proxy as an exception for persons temporarily away or in incapacity) or registers– known to the countries

**In use (period):** Yes, since 2014

**Series' differences:** No changes

### VALUES AND FORMAT

1 - 999999.99      Income (national currency)  
0                      No income

### FLAGS

Type of variable	Flag name	Type and content	Type of information	Values	
Income variable	_F	<i>Three-digit flag: first digit</i>	Most common source or method	1	Collected via survey/interview
				2	Collected from administrative data
				3	Deductive/logical imputation (also including top- and bottom-coding)
				4	Gross/net conversion
				5	Model-based imputation
				6	Donor imputation
				7	Not possible to establish the most common source or method
		<i>Three-digit flag: second digit</i>	Type of collected value	1	Net of tax on income at source and social contributions
				2	Net of tax on income at source
				3	Net of social contributions
				4	Mix of different nets
				5	Gross
				6	Income component(s) not taxed
				7	Mix of net and gross
	<i>Three-digit flag: third digit</i>	Variable's content	1	Filled with only non-contributory and means-tested components	
2			Filled with mixed components		
Alternative: One-digit flag		-5	This scheme does not exist at national level		
_IF	Imputation factor = collected value / recorded value *100	-999999.99-999999.99			
		.	If problem of dividing by 0 appears, if _F=-5		

### DESCRIPTION

Social benefits are defined as current transfers received by households during the income reference period, which are intended to relieve them from the financial burden of a number of risks or needs, made through collectively-organised schemes, or outside such schemes by government units and NPISHs ([See the box on section 5 of PART I for more detailed information](#)).

#### Unemployment benefits



Unemployment benefits refer to benefits that:

- replace, in whole or in part, income lost by a worker due to the loss of gainful employment;
- provide a subsistence (or better) income to persons entering or re-entering the labour market;
- compensate for the loss of earnings due to partial unemployment;
- replace, in whole or in part, income lost by an older worker who retires from gainful employment before the legal retirement age because of job cuts made by their employer for economic reasons;
- contribute to the cost of training or re-training people looking for employment; or
- help unemployed persons meet the cost of travelling or relocating to obtain employment.

**It includes:**

- Full unemployment benefits: benefits compensating for loss of earnings where a person is capable of working and available for work but is unable to find suitable employment, including persons who had not previously been employed.
- Partial unemployment benefits: benefits compensating for the loss of wages or salary due to formal short time working arrangements, and/or intermittent work schedules, irrespective of their cause (business recession or slow-down, breakdown of equipment, climatic conditions, accidents and so on), and where the employer/employee relationship continues.
- Early retirement for labour-market reasons: periodic payments to older workers who retire before reaching standard retirement age due to unemployment or to job reductions caused by economic measures such as the restructuring of an industrial sector or of a business enterprise. These payments normally cease when the beneficiary becomes entitled to an old-age pension.
- Vocational training allowance: payments by social security funds or public agencies to targeted groups of persons in the labour force who take part in training schemes intended to develop their potential for employment.
- Mobility and resettlement: payments by social security funds or public agencies to unemployed persons to encourage them to move to another locality or change their occupation in order to seek or to obtain work.
- Severance and termination payments (benefits compensating employees for employment ending before the employee has reached the normal retirement age for that job).
- Redundancy compensation: capital sums paid to employees who have been dismissed through no fault of their own by an enterprise that is ceasing or cutting down its activities.
- Other cash benefits: other financial assistance, particularly payments to the long-term unemployed.

**It does not include:**

- Family allowances paid for dependent children (which are included under 'Family/children-related allowances' (HY050G)).
- Early retirement in the event of reduced ability to work: periodic payments to older workers who retire before reaching standard retirement age as a result of reduced ability to work. These pensions normally cease when the beneficiary becomes entitled to an old-age pension (which are included under 'Disability benefits' (PY130)).

**Net unemployment benefits (PY090N):** the net income component corresponds to the gross unemployment benefits but the tax at source, the social insurance contributions, or both, (if applicable) are deducted.

Comments about unemployment benefits: there are two concepts related to vocational training allowance under the unemployment benefit function:

1. The vocational training allowance, i.e. payment by social security funds or public agencies to targeted groups of persons in the labour force who take part in training schemes intended to develop their potential for employment. This is considered as benefit in cash and thus included in PY090.
2. A benefit (in kind) related to vocational training, i.e. payments by social security funds or public agencies to institutions that provide training courses to unemployed people. These benefits are excluded from the EU-SILC.

The "non-contributory" and "means-tested" definitions are the same as applied in ESSPROS.

Non-contributory schemes are social protection schemes in which eligibility to benefits is not conditional on the payment of contributions by the protected persons or by other parties on their behalf.

Means-tested social benefits are social benefits which are explicitly or implicitly conditional on the beneficiary's income and/or wealth falling below a specified level.

## PY094G: UNEMPLOYMENT BENEFITS [NON-CONTRIBUTORY AND NON-MEANS-TESTED]

**Topic and detailed topic:** Income, consumption and elements of wealth, including debts/Income from social transfers

**Variable type:** Annual

**Unit:** All current household members aged 16 years and over

**Reference period:** Income reference period

**Mode of collection:** Personal interview (proxy as an exception for persons temporarily away or in incapacity) or registers– known to the countries

**In use (period):** Yes, since 2014

**Series' differences:** No changes

### VALUES AND FORMAT

1 - 999999.99      Income (national currency)  
0                      No income

### FLAGS

Type of variable	Flag name	Type and content	Type of information	Values	
Income variable	_F	<i>Three-digit flag: first digit</i>	Most common source or method	1	Collected via survey/interview
				2	Collected from administrative data
				3	Deductive/logical imputation (also including top- and bottom-coding)
				4	Gross/net conversion
				5	Model-based imputation
				6	Donor imputation
				7	Not possible to establish the most common source or method
	_IF	<i>Three-digit flag: second digit</i>	Type of collected value	1	Net of tax on income at source and social contributions
				2	Net of tax on income at source
				3	Net of social contributions
				4	Mix of different nets
				5	Gross
				6	Income component(s) not taxed
				7	Mix of net and gross
				8	Unknown
9	Not applicable (the value was not collected)				
<i>Three-digit flag: third digit</i>	Variable's content	1	Filled with only non-contributory and non means-tested components		
		2	Filled with mixed components		
<i>Alternative: One-digit flag</i>		-5	This scheme does not exist at national level		
_IF	Imputation factor = collected value / recorded value *100	-999999.99-999999.99			
		.	If problem of dividing by 0 appears, if _F=-5		

### DESCRIPTION

Social benefits are defined as current transfers received by households during the income reference period, which are intended to relieve them from the financial burden of a number of risks or needs, made through collectively-organised schemes, or outside such schemes by government units and non-profit institutions serving households (NPISHs) ([See the box in section 5 of PART I for more detailed information](#)).

### Unemployment benefits

Unemployment benefits refer to benefits that:

- replace, in whole or in part, income lost by a worker due to the loss of gainful employment;
- provide a subsistence (or better) income to persons entering or re-entering the labour market;
- compensate for the loss of earnings due to partial unemployment;
- replace, in whole or in part, income lost by an older worker who retires from gainful employment before the legal retirement age because of job cuts made by their employer for economic reasons;
- contribute to the cost of training or re-training people looking for employment; or
- help unemployed persons meet the cost of travelling or relocating to obtain employment.

#### It includes:

— Full unemployment benefits: benefits compensating for loss of earnings where a person is capable of working and available for work but is unable to find suitable employment, including persons who had not previously been employed.

— Partial unemployment benefits: benefits compensating for the loss of wages or salary due to formal short time working arrangements, and/or intermittent work schedules, irrespective of their cause (business recession or slow-down, breakdown of equipment, climatic conditions, accidents and so on), and where the employer/employee relationship continues.

— Early retirement for labour-market reasons: periodic payments to older workers who retire before reaching standard retirement age due to unemployment or to job reductions caused by economic measures such as the restructuring of an industrial sector or of a business enterprise. These payments normally cease when the beneficiary becomes entitled to an old-age pension.

— Vocational training allowance: payments by social security funds or public agencies to targeted groups of persons in the labour force who take part in training schemes intended to develop their potential for employment.

— Mobility and resettlement: payments by social security funds or public agencies to unemployed persons to encourage them to move to another locality or change their occupation in order to seek or to obtain work.

— Severance and termination payments (benefits compensating employees for employment ending before the employee has reached the normal retirement age for that job).

— Redundancy compensation: capital sums paid to employees who have been dismissed through no fault of their own by an enterprise that is ceasing or cutting down its activities.

— Other cash benefits: other financial assistance, particularly payments to the long-term unemployed.

**Net unemployment benefits (PY090N):** the net income component corresponds to the gross unemployment benefits but the tax at source, the social insurance contributions, or both, (if applicable) are deducted.

Comments about unemployment benefits: there are two concepts related to vocational training allowance under the unemployment benefit function:

1. The vocational training allowance, i.e. payment by social security funds or public agencies to targeted groups of persons in the labour force who take part in training schemes intended to develop their potential for employment. This is considered as benefit in cash and thus included in PY090.
2. A benefit (in kind) related to vocational training, i.e. payments by social security funds or public agencies to institutions that provide training courses to unemployed people. These benefits are excluded from the EU-SILC.

The "non-contributory" and "means-tested" definitions are the same as applied in ESSPROS.

Non-contributory schemes are social protection schemes in which eligibility to benefits is not conditional on the payment of contributions by the protected persons or by other parties on their behalf.

Means-tested social benefits are social benefits which are explicitly or implicitly conditional on the beneficiary's income and/or wealth falling below a specified level.

## PY100G/PY100N: OLD-AGE BENEFITS

**Topic and detailed topic:** Income, consumption and elements of wealth, including debts/ Income from pensions

**Variable type:** Annual

**Unit:** All current household members aged 16 years and over

**Reference period:** Income reference period

**Mode of collection:** Personal interview (proxy as an exception for persons temporarily away or in incapacity) or registers

**In use (period):** Yes, since the first year of the EU-SILC data collection

**Series' differences:** No changes

### VALUES AND FORMAT

1 - 999999.99      Income (national currency)  
0                      No income

### FLAGS

Type of variable	Flag name	Type and content	Type of information	Values	
Income variable	_F	<i>Two-digit flag: first digit</i>	Most common source or method	1	Collected via survey/interview
				2	Collected from administrative data
				3	Deductive/logical imputation (also including top- and bottom-coding)
				4	Gross/net conversion
				5	Model-based imputation
				6	Donor imputation
				7	Not possible to establish the most common source or method
		<i>Two-digit flag: second digit</i>	Type of collected value	1	Net of tax on income at source and social contributions
				2	Net of tax on income at source
				3	Net of social contributions
				4	Mix of different nets
				5	Gross
				6	Income component(s) not taxed
				7	Mix of net and gross
	8			Unknown	
<i>Alternative: One-digit flag</i>		-4	Amount included in another income component		
_IF	Imputation factor = collected value / recorded value *100	-999999.99-999999.99			
		.	If problem of dividing by 0 appears		

### DESCRIPTION

**Old age benefits:** periodic payments intended to maintain the income of the beneficiary after retirement from gainful employment at the standard age, or to supplement the income of old persons received to the person during income reference period ([See box in section 5 of Part I for more detailed information](#)).

The old-age function refers to social protection against the risks linked to old age, loss of income, inadequate income, lack of independence in carrying out daily tasks, reduced participation in social life and so on.

Old-age benefits cover benefits that provide a replacement income when the aged person retires from the labour market, or guarantee a certain income when a person has reached a prescribed age.

**It includes:**

- Old-age pensions: periodic payments intended to maintain the income of the beneficiary after retirement from gainful employment at the standard age or support the income of old persons.
- Anticipated old-age pensions: periodic payments intended to maintain the income of beneficiaries who retire before the standard age as defined in the relevant scheme or in the scheme of reference. This may occur with or without a reduction of the normal pension.
- Partial retirement pensions: periodic payment of a portion of the full retirement pension to older workers who continue to work but reduce their working hours or whose income from a professional activity is below a defined ceiling.
- Early retirement schemes, that has age as the primary criteria for retirement, that are not directly based on incapacity to work or unemployment.
- Care allowances: benefit paid to old people who need frequent or constant assistance to help them meet the additional costs of obtaining care that is required to assist them in old age (other than medical care) when the benefit is not a reimbursement of certified expenditure.
- Disability cash benefits paid after the standard retirement age.
- Lump-sum payments at the normal retirement date.
- Other cash benefits: other periodic and lump-sum benefits paid upon retirement or on account of old age, such as capital sums paid to people who do not fully meet the requirements for a periodic retirement pension, or who were members of a scheme designed to provide only capital sums at retirement.

**It does not include:**

- Early retirement benefits paid for labour-market reasons or in case of reduced capacity to work (they are included respectively under 'Unemployment benefits' (PY090G) or under 'Disability benefits' (PY130G)).
- Income from individual private insurance plans, which should be considered under PY080 (pension from individual private plans).
- Benefits paid to old people who need frequent or constant assistance to help them meet the extra costs of attendance when the benefits are reimbursed against a certified expenditure.

***National system of pensions:*** ESSPROS points out that in most Member States, the old-age disability and survivors' functions take part of consistent group of benefits organised like a own system. This group is often known as the 'National System of Pensions'.

According to ESSPROS recommendations, all these benefits should be recorded as old-age benefits for people above retirement age as established in the reference national scheme.

For people below the retirement age, a question should be asked in order to separate the different types of benefits.

***Survivors function:*** the survivors' function should include not only the survivors' pension from the National insurance scheme, but also survivors' pensions from occupational pensions.

## PY101G: OLD-AGE BENEFITS (CONTRIBUTORY AND MEANS-TESTED)

**Topic and detailed topic:** Income, consumption and elements of wealth, including debts/ Income from pensions

**Variable type:** Annual

**Unit:** All current household members aged 16 years and over

**Reference period:** Income reference period

**Mode of collection:** Personal interview (proxy as an exception for persons temporarily away or in incapacity) or registers – known to the countries

**In use (period):** Yes, since 2014

**Series' differences:** No changes

### VALUES AND FORMAT

1 - 999999.99      Income (national currency)  
0                      No income

### FLAGS

Type of variable	Flag name	Type and content	Type of information	Values	
Income variable	_F	<i>Three-digit flag: first digit</i>	Most common source or method	1	Collected via survey/interview
				2	Collected from administrative data
				3	Deductive/logical imputation (also including top- and bottom-coding)
				4	Gross/net conversion
				5	Model-based imputation
				6	Donor imputation
				7	Not possible to establish the most common source or method
		<i>Three-digit flag: second digit</i>	Type of collected value	1	Net of tax on income at source and social contributions
				2	Net of tax on income at source
				3	Net of social contributions
				4	Mix of different nets
				5	Gross
				6	Income component(s) not taxed
				7	Mix of net and gross
	<i>Three-digit flag: third digit</i>	Variable's content	8	Unknown	
			9	Not applicable (the value was not collected)	
			1	Filled with only contributory and means-tested components	
<i>Alternative: One-digit flag</i>		2	Filled with mixed components		
		-4	Amount included in another income component		
_IF	Imputation factor = collected value / recorded value *100	-5	This scheme does not exist at national level		
		-			
		999999.99-999999.99	Collected value / Recorded value *100		
		.	if problem of dividing by 0 appears/if '_F'=-4/if '_F'=-5		

## DESCRIPTION

**Old age pensions:** periodic payments intended to maintain the income of the beneficiary after retirement from gainful employment at the standard age, or to supplement the income of old persons received to the person during income reference period (*See box in section 5 of Part I for more detailed information*).

The old-age function refers to social protection against the risks linked to old age, loss of income, inadequate income, lack of independence in carrying out daily tasks, reduced participation in social life and so on.

Old-age benefits cover benefits that provide a replacement income when the aged person retires from the labour market, or guarantee a certain income when a person has reached a prescribed age.

### It includes:

- Old-age pensions: periodic payments intended to maintain the income of the beneficiary after retirement from gainful employment at the standard age or support the income of old persons.
- Anticipated old age pensions: periodic payments intended to maintain the income of beneficiaries who retire before the standard age as defined in the relevant scheme or in the scheme of reference. This may occur with or without a reduction of the normal pension.
- Partial retirement pensions: periodic payments of a portion of the full retirement pension to older workers who continue to work but who reduce their working hours or for whom the income from a professional activity is below a defined ceiling.
- Early retirement schemes, that has age as the primary criteria for retirement, that are not directly based on incapacity to work or unemployment.
- Care allowances: benefits paid to old people who need frequent or constant assistance to help them meet the additional costs of obtaining care that is required to assist them in old age (other than medical care) when the benefit is not a reimbursement of certified expenditure.
- Disability cash benefits paid after the standard retirement age.
- Lump-sum payments at the normal retirement date.
- Other cash benefits: other periodic and lump-sum benefits paid upon retirement or on account of old age, such as capital sums paid to people who do not fully meet the requirements for a periodic retirement pension, or who were members of a scheme designed to provide only capital sums at retirement.

### It does not include:

- Early retirement benefits paid for labour-market reasons or in case of reduced capacity to work (they are included respectively under 'Unemployment benefits' (PY090G) or under 'Disability benefits' (PY130G)).
- Income from individual private insurance plans, which should be considered under PY080 (pension from individual private plans).
- Benefits paid to old people who need frequent or constant assistance to help them meet the extra costs of attendance when the benefits are reimbursed against a certified expenditure.

The "contributory" and "means-tested" definitions are the same as applied in ESSPROS.

Contributory schemes are social protection schemes that require the payment of contributions, by the protected persons or by other parties on their behalf, in order to secure individual entitlement to benefits.

Contributory schemes are sometimes referred to as social insurance schemes. By convention, all non-autonomous schemes that employers run in favour of their employees, former employees and their dependants are classified as contributory schemes.

Means-tested social benefits are social benefits which are explicitly or implicitly conditional on the beneficiary's income and/or wealth falling below a specified level.

## PY102G: OLD-AGE BENEFITS (CONTRIBUTORY AND NON MEANS-TESTED)

**Topic and detailed topic:** Income, consumption and elements of wealth, including debts/ Income from pensions

**Variable type:** Annual

**Unit:** All current household members aged 16 years and over

**Reference period:** Income reference period

**Mode of collection:** Personal interview (proxy as an exception for persons temporarily away or in incapacity) or registers – known to the countries

**In use (period):** Yes, since 2021

**Series' differences:** No changes

### VALUES AND FORMAT

1 - 999999.99      Income (national currency)  
0                      No income

### FLAGS

Type of variable	Flag name	Type and content	Type of information	Values	
Income variable	_F	<i>Three-digit flag: first digit</i>	Most common source or method	1	Collected via survey/interview
				2	Collected from administrative data
				3	Deductive/logical imputation (also including top- and bottom-coding)
				4	Gross/net conversion
				5	Model-based imputation
				6	Donor imputation
				7	Not possible to establish the most common source or method
		<i>Three-digit flag: second digit</i>	Type of collected value	1	Net of tax on income at source and social contributions
				2	Net of tax on income at source
				3	Net of social contributions
				4	Mix of different nets
				5	Gross
				6	Income component(s) not taxed
				7	Mix of net and gross
	<i>Three-digit flag: third digit</i>	Variable's content	1	Filled with only contributory and means-tested components	
			2	Filled with mixed components	
			Alternative: One-digit flag		
_IF	Imputation factor = collected value / recorded value *100	-4	Amount included in another income component		
		-5	This scheme does not exist at national level		
		.	Collected value / Recorded value *100 if problem of dividing by 0 appears/if _F=-4/if _F=-5		



## DESCRIPTION

**Old age pensions:** periodic payments intended to maintain the income of the beneficiary after retirement from gainful employment at the standard age, or to supplement the income of old persons received to the person during income reference period (*See box in section 5 of Part I for more detailed information*).

The old-age function refers to social protection against the risks linked to old age, loss of income, inadequate income, lack of independence in carrying out daily tasks, reduced participation in social life and so on.

Old-age benefits cover benefits that provide a replacement income when the aged person retires from the labour market, or guarantee a certain income when a person has reached a prescribed age.

### It includes:

- Old-age pensions: periodic payments intended to maintain the income of the beneficiary after retirement from gainful employment at the standard age or support the income of old persons.
- Anticipated old-age pensions: periodic payments intended to maintain the income of beneficiaries who retire before the standard age as defined in the relevant scheme or in the scheme of reference. This may occur with or without a reduction of the normal pension.
- Partial retirement pensions: periodic payment of a portion of the full retirement pension to older workers who continue to work but reduce their working hours or whose income from a professional activity is below a defined ceiling.
- Early retirement schemes, that has age as the primary criteria for retirement, that are not directly based on incapacity to work or unemployment.
- Care allowances: benefit paid to old people who need frequent or constant assistance to help them meet the additional costs of obtaining care that is required to assist them in old age (other than medical care) when the benefit is not a reimbursement of certified expenditure.
- Disability cash benefits paid after the standard retirement age.
- Lump-sum payments at the normal retirement date.
- Other cash benefits: other periodic and lump-sum benefits paid upon retirement or on account of old age, such as capital sums paid to people who do not fully meet the requirements for a periodic retirement pension, or who were members of a scheme designed to provide only capital sums at retirement.

### It does not include:

- Early retirement benefits paid for labour-market reasons or in case of reduced capacity to work (they are included respectively under 'Unemployment benefits' (PY090G) or under 'Disability benefits' (PY130G)).
- Income from individual private insurance plans, which should be considered under PY080 (pension from individual private plans).
- Benefits paid to old people who need frequent or constant assistance to help them meet the extra costs of attendance when the benefits are reimbursed against a certified expenditure.

The "contributory" and "non-means-tested" definitions are the same as applied in ESSPROS.

Contributory schemes are social protection schemes that require the payment of contributions, by the protected persons or by other parties on their behalf, in order to secure individual entitlement to benefits.

Contributory schemes are sometimes referred to as social insurance schemes. By convention, all non-autonomous schemes that employers run in favour of their employees, former employees and their dependants are classified as contributory schemes.

Non Means-tested social benefits are social benefits which are NOT explicitly or implicitly conditional on the beneficiary's income and/or wealth falling below a specified level.

## PY103G: OLD-AGE BENEFITS (NON-CONTRIBUTORY AND MEANS-TESTED)

**Topic and detailed topic:** Income, consumption and elements of wealth, including debts/ Income from pensions

**Variable type:** Annual

**Unit:** All current household members aged 16 years and over

**Reference period:** Income reference period

**Mode of collection:** Personal interview (proxy as an exception for persons temporarily away or in incapacity) or registers – known to the countries

**In use (period):** Yes, since 2021

**Series' differences:** No changes

### VALUES AND FORMAT

1 - 999999.99      Income (national currency)  
0                      No income

### FLAGS

Type of variable	Flag name	Type and content	Type of information	Values	
Income variable	_F	<i>Three-digit flag: first digit</i>	Most common source or method	1	Collected via survey/interview
				2	Collected from administrative data
				3	Deductive/logical imputation (also including top- and bottom-coding)
				4	Gross/net conversion
				5	Model-based imputation
				6	Donor imputation
				7	Not possible to establish the most common source or method
		<i>Three-digit flag: second digit</i>	Type of collected value	1	Net of tax on income at source and social contributions
				2	Net of tax on income at source
				3	Net of social contributions
				4	Mix of different nets
				5	Gross
				6	Income component(s) not taxed
				7	Mix of net and gross
	<i>Three-digit flag: third digit</i>	Variable's content	1	Filled with only contributory and means-tested components	
2			Filled with mixed components		
Alternative: <i>One-digit flag</i>					
_IF	Imputation factor = collected value / recorded value *100	-4	Amount included in another income component		
		-5	This scheme does not exist at national level		
		-999999.99-999999.99	Collected value / Recorded value *100		
		.	if problem of dividing by 0 appears/if _F=-4/if _F=-5		

## DESCRIPTION

**Old age pensions:** periodic payments intended to maintain the income of the beneficiary after retirement from gainful employment at the standard age, or to supplement the income of old persons received to the person during income reference period (*See box in section 5 of Part I for more detailed information*).

The old-age function refers to social protection against the risks linked to old age, loss of income, inadequate income, lack of independence in carrying out daily tasks, reduced participation in social life and so on.

Old-age benefits cover benefits that provide a replacement income when the aged person retires from the labour market, or guarantee a certain income when a person has reached a prescribed age.

### It includes:

- Old-age pensions: periodic payments intended to maintain the income of the beneficiary after retirement from gainful employment at the standard age or support the income of old persons.
- Anticipated old-age pensions: periodic payments intended to maintain the income of beneficiaries who retire before the standard age as defined in the relevant scheme or in the scheme of reference. This may occur with or without a reduction of the normal pension.
- Partial retirement pensions: periodic payment of a portion of the full retirement pension to older workers who continue to work but reduce their working hours or whose income from a professional activity is below a defined ceiling.
- Early retirement schemes, that has age as the primary criteria for retirement, that are not directly based on incapacity to work or unemployment.
- Care allowances: benefit paid to old people who need frequent or constant assistance to help them meet the additional costs of obtaining care that is required to assist them in old age (other than medical care) when the benefit is not a reimbursement of certified expenditure.
- Disability cash benefits paid after the standard retirement age.
- Lump-sum payments at the normal retirement date.
- Other cash benefits: other periodic and lump-sum benefits paid upon retirement or on account of old age, such as capital sums paid to people who do not fully meet the requirements for a periodic retirement pension, or who were members of a scheme designed to provide only capital sums at retirement.

### It does not include:

- Early retirement benefits paid for labour-market reasons or in case of reduced capacity to work (they are included respectively under 'Unemployment benefits' (PY090G) or under 'Disability benefits' (PY130G)).
- Income from individual private insurance plans, which should be considered under PY080 (pension from individual private plans).
- Benefits paid to old people who need frequent or constant assistance to help them meet the extra costs of attendance when the benefits are reimbursed against a certified expenditure.

The "non-contributory" and "means-tested" definitions are the same as applied in ESSPROS.

Non-contributory schemes are social protection schemes in which eligibility to benefits is not conditional on the payment of contributions by the protected persons or by other parties on their behalf.

Means-tested social benefits are social benefits which are explicitly or implicitly conditional on the beneficiary's income and/or wealth falling below a specified level.

## PY104G: OLD-AGE BENEFITS (NON-CONTRIBUTORY AND NON MEANS-TESTED)

**Topic and detailed topic:** Income, consumption and elements of wealth, including debts/ Income from pensions

**Variable type:** Annual

**Unit:** All current household members aged 16 years and over

**Reference period:** Income reference period

**Mode of collection:** Personal interview (proxy as an exception for persons temporarily away or in incapacity) or registers – known to the countries

**In use (period):** Yes, since 2021

**Series' differences:** No changes

### VALUES AND FORMAT

1 - 999999.99      Income (national currency)  
0                      No income

### FLAGS

Type of variable	Flag name	Type and content	Type of information	Values	
Income variable	_F	<i>Three-digit flag: first digit</i>	Most common source or method	1	Collected via survey/interview
				2	Collected from administrative data
				3	Deductive/logical imputation (also including top- and bottom-coding)
				4	Gross/net conversion
				5	Model-based imputation
				6	Donor imputation
				7	Not possible to establish the most common source or method
		<i>Three-digit flag: second digit</i>	Type of collected value	1	Net of tax on income at source and social contributions
				2	Net of tax on income at source
				3	Net of social contributions
				4	Mix of different nets
				5	Gross
				6	Income component(s) not taxed
				7	Mix of net and gross
				8	Unknown
	<i>Three-digit flag: third digit</i>	Variable's content	1	Filled with only contributory and means-tested components	
2			Filled with mixed components		
<i>Alternative: One-digit flags</i>		-4	Amount included in another income component		
		-5	This scheme does not exist at national level		
_IF		Imputation factor = collected value / recorded value *100	-999999.99-999999.99	Collected value / Recorded value *100	
				if problem of dividing by 0 appears/if '_F'=-4/if '_F'=-5	

## DESCRIPTION

Old age pensions: periodic payments intended to maintain the income of the beneficiary after retirement from gainful employment at the standard age, or to supplement the income of old persons received to the person during income reference period (*See box in section 5 of Part I for more detailed information*).

The old-age function refers to social protection against the risks linked to old age, loss of income, inadequate income, lack of independence in carrying out daily tasks, reduced participation in social life and so on.

Old-age benefits cover benefits that provide a replacement income when the aged person retires from the labour market, or guarantee a certain income when a person has reached a prescribed age.

### It includes:

- Old-age pensions: periodic payments intended to maintain the income of the beneficiary after retirement from gainful employment at the standard age or support the income of old persons.
- Anticipated old-age pensions: periodic payments intended to maintain the income of beneficiaries who retire before the standard age as defined in the relevant scheme or in the scheme of reference. This may occur with or without a reduction of the normal pension.
- Partial retirement pensions: periodic payment of a portion of the full retirement pension to older workers who continue to work but reduce their working hours or whose income from a professional activity is below a defined ceiling.
- Early retirement schemes, that has age as the primary criteria for retirement, that are not directly based on incapacity to work or unemployment.
- Care allowances: benefit paid to old people who need frequent or constant assistance to help them meet the additional costs of obtaining care that is required to assist them in old age (other than medical care) when the benefit is not a reimbursement of certified expenditure.
- Disability cash benefits paid after the standard retirement age.
- Lump-sum payments at the normal retirement date.
- Other cash benefits: other periodic and lump-sum benefits paid upon retirement or on account of old age, such as capital sums paid to people who do not fully meet the requirements for a periodic retirement pension, or who were members of a scheme designed to provide only capital sums at retirement.

### It does not include:

- Early retirement benefits paid for labour-market reasons or in case of reduced capacity to work (they are included respectively under 'Unemployment benefits' (PY090G) or under 'Disability benefits' (PY130G)).
- Income from individual private insurance plans, which should be considered under PY080 (pension from individual private plans).
- Benefits paid to old people who need frequent or constant assistance to help them meet the extra costs of attendance when the benefits are reimbursed against a certified expenditure.

The "non-contributory" and "non means-tested" definitions are the same as applied in ESSPROS.

Non-contributory schemes are social protection schemes in which eligibility to benefits is not conditional on the payment of contributions by the protected persons or by other parties on their behalf.

Non Means-tested social benefits are social benefits which are NOT explicitly or implicitly conditional on the beneficiary's income and/or wealth falling below a specified level.

## PY110G/PY110N: SURVIVOR'S BENEFITS

**Topic and detailed topic:** Income, consumption and elements of wealth, including debts/Income from social transfer

**Variable type:** Annual

**Unit:** All current household members aged 16 years and over

**Reference period:** Income reference period

**Mode of collection:** Personal interview (proxy as an exception for persons temporarily away or in incapacity) or registers

**In use (period):** Yes, since the first year of the EU-SILC data collection

**Series' differences:** No changes

### VALUES AND FORMAT

1 - 999999.99      Income (national currency)  
0                      No income

### FLAGS

Type of variable	Flag name	Type and content	Type of information	Values	
Income variable	_F	<i>Two-digit flag: first digit</i>	Most common source or method	1	Collected via survey/interview
				2	Collected from administrative data
				3	Deductive/logical imputation (also including top- and bottom-coding)
				4	Gross/net conversion
				5	Model-based imputation
				6	Donor imputation
				7	Not possible to establish the most common source or method
		<i>Two-digit flag: second digit</i>	Type of collected value	1	Net of tax on income at source and social contributions
				2	Net of tax on income at source
				3	Net of social contributions
				4	Mix of different nets
				5	Gross
				6	Income component(s) not taxed
	<i>Alternative: One-digit flag</i>		7	Mix of net and gross	
8			Unknown		
_IF	Imputation factor = collected value / recorded value *100	9	Not applicable (the value was not collected)		
		-4	Amount included in another income component		
		.	If problem of dividing by 0 appears		

### DESCRIPTION

Survivors' benefits refer to benefits that provide a temporary or permanent income to people below retirement age after death of their spouse, partner or next-of-kin, usually when the latter represented the main breadwinner for the beneficiary received during income reference period ([See box in section 5 of Part I for more detailed information](#)).

Survivors eligible for benefit may be the spouse or ex-spouse of the deceased person, their children, grandchildren, parents or other relatives. In some cases, the benefit may also be paid to someone outside the family.

A survivors' benefit is normally granted on the basis of a derived right, that is, a right originally belonging to another person whose death is a condition for granting the benefit.

**It includes:**

- Survivors' pension: periodic payments to people whose entitlement derives from their relationship with a deceased person protected by a scheme (widows, widowers, orphans and similar) (even after the standard retirement age).
- Death grant: single payment to someone whose entitlement derives from their relationship with a deceased person (widows, widowers, orphans and similar).
- Other cash benefits: other periodic or lump-sum payments made by virtue of a derived right of a survivor.

**It does not include:**

- Funeral grants.
- Additional payments made by employers to other eligible persons to supplement the survivors' benefits pay entitlement from a social insurance scheme, where such payments cannot be separately and clearly identified as social benefits (those payments are included under 'gross cash or near-cash employee income' (PY010G)).

Note: periodic payments to people whose entitlement derives from their relationship with a deceased person during a war are included in PY110.

## PY111G: SURVIVOR'S BENEFITS [CONTRIBUTORY AND MEANS-TESTED]

**Topic and detailed topic:** Income, consumption and elements of wealth, including debts/Income from social transfers

**Variable type:** Annual

**Unit:** All current household members aged 16 years and over

**Reference period:** Income reference period

**Mode of collection:** Personal interview (proxy as an exception for persons temporarily away or in incapacity) or registers – known to the countries

**In use (period):** Yes, since 2014

**Series' differences:** No changes

### VALUES AND FORMAT

1 - 999999.99      Income (national currency)

0                      No income

### FLAGS

Type of variable	Flag name	Type and content of flag	Type of information	Values	
Income variable	_F	<i>Three-digit flag: first digit</i>	Most common source or method	1	Collected via survey/interview
				2	Collected from administrative data
				3	Deductive/logical imputation (also including top- and bottom-coding)
				4	Gross/net conversion
				5	Model-based imputation
				6	Donor imputation
				7	Not possible to establish the most common source or method
		<i>Three-digit flag: second digit</i>	Type of collected value	1	Net of tax on income at source and social contributions
				2	Net of tax on income at source
				3	Net of social contributions
				4	Mix of different nets
				5	Gross
				6	Income component(s) not taxed
				7	Mix of net and gross
				8	Unknown
	<i>Three-digit flag: third digit</i>	Variable's content	1	Filled with only contributory and means-tested components	
			2	Filled with mixed components	
Alternative: <i>One-digit flag</i>					
_IF	Imputation factor = collected value / recorded value *100	-999999.99-999999.99	Collected value / Recorded value *100		
		.	if problem of dividing by 0 appears/if _F=-4/if _F=-5		



## DESCRIPTION

Survivor's benefits refer to benefits that provide a temporary or permanent income to people below the retirement age who have suffered from the loss of their spouse, partner or next-of-kin, usually when the latter represented the main breadwinner for the beneficiary received during income reference period (*See box in section 5 of Part I for more detailed information*).

Survivors eligible for benefit may be the spouse or ex-spouse of the deceased person, his or her children, grandchildren, parents or other relatives. In some cases, the benefit may also be paid to someone outside the family.

A survivor's benefit is normally granted on the basis of a derived right, that is, a right originally belonging to another person whose death is a condition for granting the benefit.

### It includes:

- Survivors' pension: periodic payments to people whose entitlement derives from their relationship with a deceased person protected by a scheme (widows, widowers, orphans and similar) (even after the standard retirement age).
- Death grant: single payment to someone whose entitlement derives from their relationship with a deceased person (widows, widowers, orphans and similar).
- Other cash benefits: other periodic or lump-sum payments made by virtue of a derived right of a survivor.

### It does not include:

- Family allowances for dependent children (these benefits are included under 'family/children-related allowance' (HY050G)).
- Funeral grants.
- Additional payments made by employers to other eligible persons to supplement the survivors' benefits pay entitlement from a social insurance scheme, where such payments cannot be separately and clearly identified as social benefits (those payments are included under 'gross cash or near-cash employee income' (PY010G)).

Note: periodic payments to people whose entitlement derives from their relationship with a deceased person during a war are included in PY110.

The "contributory" and "means-tested" definitions are the same as applied in ESSPROS.

Contributory schemes are social protection schemes that require the payment of contributions, by the protected persons or by other parties on their behalf, in order to secure individual entitlement to benefits.

Contributory schemes are sometimes referred to as social insurance schemes. By convention, all non-autonomous schemes that employers run in favour of their employees, former employees and their dependants are classified as contributory schemes.

Means-tested social benefits are social benefits which are explicitly or implicitly conditional on the beneficiary's income and/or wealth falling below a specified level.

## PY112G: SURVIVOR'S BENEFITS [CONTRIBUTORY AND NON-MEANS-TESTED]

**Topic and detailed topic:** Income, consumption and elements of wealth, including debts/Income from social transfers

**Variable type:** Annual

**Unit:** All current household members aged 16 years and over

**Reference period:** Income reference period

**Mode of collection:** Personal interview (proxy as an exception for persons temporarily away or in incapacity) or registers – known to the countries

**In use (period):** Yes, since 2014

**Series' differences:** No changes

### VALUES AND FORMAT

1 - 999999.99            Income (national currency)  
0                            No income

### FLAGS

Type of variable	Flag name	Type and content of flag	Type of information	Values			
Income variable	_F	<i>Three-digit flag: first digit</i>	Most common source or method	1	Collected via survey/interview		
				2	Collected from administrative data		
				3	Deductive/logical imputation (also including top- and bottom-coding)		
				4	Gross/net conversion		
				5	Model-based imputation		
				6	Donor imputation		
				7	Not possible to establish the most common source or method		
		Type of collected value	1	<i>Three-digit flag: second digit</i>	Type of collected value	1	Net of tax on income at source and social contributions
						2	Net of tax on income at source
						3	Net of social contributions
						4	Mix of different nets
						5	Gross
						6	Income component(s) not taxed
						7	Mix of net and gross
	Variable's content	1	<i>Three-digit flag: third digit</i>	Variable's content	8	Unknown	
					9	Not applicable (the value was not collected)	
	<i>Alternative: One-digit flag</i>	-4			1	Filled with only contributory and means-tested components	
2					Filled with mixed components		
-5					This scheme does not exist at national level		
_IF	Imputation factor = collected value / recorded value *100			-999999.99-999999.99	Collected value / Recorded value *100		
				.	if problem of dividing by 0 appears/if _F=-4/if _F=-5		

## DESCRIPTION

Survivors' benefits refer to benefits that provide a temporary or permanent income to people below the retirement age who have suffered from the loss of their spouse, partner or next-of-kin, usually when the latter represented the main breadwinner for the beneficiary received during income reference period (See box in [section 5 of Part I for more detailed information](#)).

Survivors eligible for benefit may be the spouse or ex-spouse of the deceased person, his or her children, grandchildren, parents or other relatives. In some cases, the benefit may also be paid to someone outside the family. A survivor's benefit is normally granted on the basis of a derived right, that is, a right originally belonging to another person whose death is a condition for granting the benefit.

### It includes:

- Survivors' pension: periodic payments to people whose entitlement derives from their relationship with a deceased person protected by a scheme (widows, widowers, orphans and similar) (even after the standard retirement age).
- Death grant: single payment to someone whose entitlement derives from their relationship with a deceased person (widows, widowers, orphans and similar).
- Other cash benefits: other periodic or lump-sum payments made by virtue of a derived right of a survivor.

### It does not include:

- Family allowances for dependent children (these benefits are included under 'family/children-related allowance' (HY050G)).
- Funeral grants.
- Additional payments made by employers to other eligible persons to supplement the survivors' benefits pay entitlement from a social insurance scheme, where such payments cannot be separately and clearly identified as social benefits (those payments are included under 'gross cash or near-cash employee income' (PY010G)).

Note: periodic payments to people whose entitlement derives from their relationship with a deceased person during a war are included in PY110.

The "contributory" and "non-means-tested" definitions are the same as applied in ESSPROS.

Contributory schemes are social protection schemes that require the payment of contributions, by the protected persons or by other parties on their behalf, in order to secure individual entitlement to benefits.

Contributory schemes are sometimes referred to as social insurance schemes. By convention, all non-autonomous schemes that employers run in favour of their employees, former employees and their dependants are classified as contributory schemes

Non Means-tested social benefits are social benefits which are NOT explicitly or implicitly conditional on the beneficiary's income and/or wealth falling below a specified level.

## PY113G: SURVIVOR'S BENEFITS [NON-CONTRIBUTORY AND MEANS-TESTED]

**Topic and detailed topic:** Income, consumption and elements of wealth, including debts/Income from social transfers

**Variable type:** Annual

**Unit:** All current household members aged 16 years and over

**Reference period:** Income reference period

**Mode of collection:** Personal interview (proxy as an exception for persons temporarily away or in incapacity) or registers – known to the countries

**In use (period):** Yes, since 2014

**Series' differences:** No changes

### VALUES AND FORMAT

1 - 999999.99      Income (national currency)  
0                      No income

### FLAGS

Type of variable	Flag name	Type and content of flag	Type of information	Values	
Income variable	_F	<i>Three-digit flag: first digit</i>	Most common source or method	1	Collected via survey/interview
				2	Collected from administrative data
				3	Deductive/logical imputation (also including top- and bottom-coding)
				4	Gross/net conversion
				5	Model-based imputation
				6	Donor imputation
				7	Not possible to establish the most common source or method
		<i>Three-digit flag: second digit</i>	Type of collected value	1	Net of tax on income at source and social contributions
				2	Net of tax on income at source
				3	Net of social contributions
				4	Mix of different nets
				5	Gross
				6	Income component(s) not taxed
				7	Mix of net and gross
				8	Unknown
	<i>Three-digit flag: third digit</i>	Variable's content	1	Filled with only contributory and means-tested components	
			2	Filled with mixed components	
Alternative: one-digit flag					
_IF	Imputation factor = collected value / recorded value *100	-4	Amount included in another income component		
		-5	This scheme does not exist at national level		
		-999999.99-999999.99	Collected value / Recorded value *100		
		.	if problem of dividing by 0 appears/if _F=-4/if _F=-5		

## DESCRIPTION

Survivor's benefits refer to benefits that provide a temporary or permanent income to people below the retirement age who have suffered from the loss of their spouse, partner or next-of-kin, usually when the latter represented the main breadwinner for the beneficiary received during income reference period (*See box in section 5 of Part I for more detailed information*).

Survivors eligible for benefit may be the spouse or ex-spouse of the deceased person, his or her children, grandchildren, parents or other relatives. In some cases, the benefit may also be paid to someone outside the family.

A survivor's benefit is normally granted on the basis of a derived right, that is, a right originally belonging to another person whose death is a condition for granting the benefit.

### It includes:

- Survivors' pension: periodic payments to people whose entitlement derives from their relationship with a deceased person protected by a scheme (widows, widowers, orphans and similar) (even after the standard retirement age).
- Death grant: single payment to someone whose entitlement derives from their relationship with a deceased person (widows, widowers, orphans and similar).
- Other cash benefits: other periodic or lump-sum payments made by virtue of a derived right of a survivor.

### It does not include:

- Family allowances for dependent children (these benefits are included under 'family/children-related allowance' (HY050G)).
- Funeral grants.
- Additional payments made by employers to other eligible persons to supplement the survivors' benefits pay entitlement from a social insurance scheme, where such payments cannot be separately and clearly identified as social benefits (those payments are included under 'gross cash or near-cash employee income' (PY010G)).

Note: periodic payments to people whose entitlement derives from their relationship with a deceased person during a war are included in PY110.

The "non-contributory" and "means-tested" definitions are the same as applied in ESSPROS.

Non-contributory schemes are social protection schemes in which eligibility to benefits is not conditional on the payment of contributions by the protected persons or by other parties on their behalf.

Means-tested social benefits are social benefits which are explicitly or implicitly conditional on the beneficiary's income and/or wealth falling below a specified level.

## PY114G: SURVIVOR'S BENEFITS [NON-CONTRIBUTORY AND NON-MEANS-TESTED]

**Topic and detailed topic:** Income, consumption and elements of wealth, including debts/Income from social transfers

**Variable type:** Annual

**Unit:** All current household members aged 16 years and over

**Reference period:** Income reference period

**Mode of collection:** Personal interview (proxy as an exception for persons temporarily away or in incapacity) or registers – known to the countries

**In use (period):** Yes, since 2014

**Series' differences:** No changes

### VALUES AND FORMAT

1 - 999999.99      Income (national currency)  
0                      No income

### FLAGS

Type of variable	Flag name	Type and content of flag	Type of information	Values	
Income variable	_F	<i>Three-digit flag: first digit</i>	Most common source or method	1	Collected via survey/interview
				2	Collected from administrative data
				3	Deductive/logical imputation (also including top- and bottom-coding)
				4	Gross/net conversion
				5	Model-based imputation
				6	Donor imputation
				7	Not possible to establish the most common source or method
		<i>Three-digit flag: second digit</i>	Type of collected value	1	Net of tax on income at source and social contributions
				2	Net of tax on income at source
				3	Net of social contributions
				4	Mix of different nets
				5	Gross
				6	Income component(s) not taxed
				7	Mix of net and gross
	<i>Three-digit flag: third digit</i>	Variable's content	1	Filled with only contributory and means-tested components	
			2	Filled with mixed components	
			9	Not applicable (the value was not collected)	
	<i>Alternative: one-digit flag</i>		-4	Amount included in another income component	
			-5	This scheme does not exist at national level	
	_IF	Imputation factor = collected value / recorded value *100	-999999.99-999999.99	Collected value / Recorded value *100	
	.		if problem of dividing by 0 appears/if '_F'=-4/if '_F'=-5		

## DESCRIPTION

Survivor's benefits refer to benefits that provide a temporary or permanent income to people below the retirement age who have suffered from the loss of their spouse, partner or next-of-kin, usually when the latter represented the main breadwinner for the beneficiary received during income reference period (*See box in section 5 of Part I for more detailed information*).

Survivors eligible for benefit may be the spouse or ex-spouse of the deceased person, his or her children, grandchildren, parents or other relatives. In some cases, the benefit may also be paid to someone outside the family. A survivor's benefit is normally granted on the basis of a derived right, that is, a right originally belonging to another person whose death is a condition for granting the benefit.

### It includes:

- Survivors' pension: periodic payments to people whose entitlement derives from their relationship with a deceased person protected by a scheme (widows, widowers, orphans and similar) (even after the standard retirement age).
- Death grant: single payment to someone whose entitlement derives from their relationship with a deceased person (widows, widowers, orphans and similar).
- Other cash benefits: other periodic or lump-sum payments made by virtue of a derived right of a survivor.

### It does not include:

- Family allowances for dependent children (these benefits are included under 'family/children-related allowance' (HY050G)).
- Funeral grants.
- Additional payments made by employers to other eligible persons to supplement the survivors' benefits pay entitlement from a social insurance scheme, where such payments cannot be separately and clearly identified as social benefits (those payments are included under 'gross cash or near-cash employee income' (PY010G)).

Note: periodic payments to people whose entitlement derives from their relationship with a deceased person during a war are included in PY110.

The "non-contributory" and "non-means-tested" definitions are the same as applied in ESSPROS.

Non-contributory schemes are social protection schemes in which eligibility to benefits is not conditional on the payment of contributions by the protected persons or by other parties on their behalf.

Non-means-tested social benefits are social benefits which are NOT explicitly or implicitly conditional on the beneficiary's income and/or wealth falling below a specified level.

## PY120G/PY120N: SICKNESS BENEFITS

**Topic and detailed topic:** Income, consumption and elements of wealth, including debts/Income from social transfer

**Variable type:** Annual

**Unit:** All current household members aged 16 years and over

**Reference period:** Income reference period

**Mode of collection:** Personal interview (proxy as an exception for persons temporarily away or in incapacity) or registers

**In use (period):** Yes, since the first year of the EU-SILC data collection

**Series' differences:** No changes

### VALUES AND FORMAT

1 - 999999.99      Income (national currency)  
0                      No income

### FLAGS

Type of variable	Flag name	Type and content of flag	Type of information	Values	
Income variable	_F	<i>Two-digit flag: first digit</i>	Most common source or method	1	Collected via survey/interview
				2	Collected from administrative data
				3	Deductive/logical imputation (also including top- and bottom-coding)
				4	Gross/net conversion
				5	Model-based imputation
				6	Donor imputation
				7	Not possible to establish the most common source or method
		<i>Two-digit flag: second digit</i>	Type of collected value	1	Net of tax on income at source and social contributions <sup>68</sup>
				2	Net of tax on income at source
				3	Net of social contributions
				4	Mix of different nets
				5	Gross
				6	Income component(s) not taxed
				7	Mix of net and gross
	8	Unknown			
9	Not applicable (the value was not collected)				
<i>Alternative: one-digit flag</i>	-4	Amount included in another income component			
_IF	Imputation factor = collected value / recorded value *100	-999999.99-999999.99			
		.	If problem of dividing by 0 appears		

### DESCRIPTION

Sickness benefits refer to cash benefits that replace in whole or in part loss of earnings during temporary inability to work due to sickness or injury received during income reference period ([See box in section 5 of Part I for more detailed information](#)).

<sup>68</sup> For following variables: HY100G, HY100N, HY120G, HY120N and HY145N, the only acceptable modality for the type of collected value is "1 – net of tax on income at source and social contributions" (or "9 – Not applicable (the value was not collected)" if that is the case).



**Sickness benefits include:**

- Paid sick leave: flat-rate or earnings-related payments intended to compensate the protected person in full or in part for the loss of earnings caused by temporary inability to work due to sickness or injury. These benefits may be paid by autonomous social protection schemes, but they may also be provided by the employer in form of a continued payment of wages and salaries during the period of sickness.
- Paid leave in case of sickness or injury of a dependent child.
- Other cash benefits: miscellaneous payments made to protected people in connection with sickness or injury.

**It does not include:**

- Cash benefits that replace loss of earnings during temporary inability to work as a result of pregnancy (these benefits are included under 'family/children-related allowance' (HY050G)).
- Cash benefits that replace loss of earnings during temporary inability to work as a result of disability (these benefits are included under 'disability benefits' (PY130G)).
- Payments made by employers to an employee in lieu of wages and salaries through a social insurance scheme when unable to work through sickness, where such payment cannot be separately and clearly identified as a social benefit (these payments are included under 'gross cash or near-cash employee income' (PY010G)).
- Additional payments made by employers to an employee to supplement the sickness leave pay entitlement from a social insurance scheme, where such payments cannot be separately and clearly identified as social benefits (those payments are included under 'gross cash or near-cash employee income' (PY010G)).

## PY121G: SICKNESS BENEFITS [CONTRIBUTORY AND MEANS-TESTED]

**Topic and detailed topic:** Income, consumption and elements of wealth, including debts/Income from social transfers

**Variable type:** Annual

**Unit:** All current household members aged 16 years and over

**Reference period:** Income reference period

**Mode of collection:** Personal interview (proxy as an exception for persons temporarily away or in incapacity) or registers – known to the countries

**In use (period):** Yes, since 2014

**Series' differences:** No changes

### VALUES AND FORMAT

1 - 999999.99            Income (national currency)

0                            No income

### FLAGS

Type of variable	Flag name	Type and content of flag	Type of information	Values	
Income variable	_F	<i>Three-digit flag: first digit</i>	Most common source or method	1	Collected via survey/interview
				2	Collected from administrative data
				3	Deductive/logical imputation (also including top- and bottom-coding)
				4	Gross/net conversion
				5	Model-based imputation
				6	Donor imputation
				7	Not possible to establish the most common source or method
		<i>Three-digit flag: second digit</i>	Type of collected value	1	Net of tax on income at source and social contributions
				2	Net of tax on income at source
				3	Net of social contributions
				4	Mix of different nets
				5	Gross
				6	Income component(s) not taxed
				7	Mix of net and gross
				8	Unknown
9	Not applicable (the value was not collected)				
<i>Three-digit flag: third digit</i>	Variable's content	1	Filled with only contributory and means-tested components		
		2	Filled with mixed components		
<i>Alternative: one-digit flag</i>		-4	Amount included in another income component		
		-5	This scheme does not exist at national level		
_IF	Imputation factor = collected value / recorded value *100	-999999.99-999999.99			
		.	If problem of dividing by 0 appears, if '_F'=-5/ if '_F'=-4		

### DESCRIPTION

Sickness benefits refer to cash benefits that replace, in whole or in part, the loss of earnings during a temporary

inability to work due to sickness or injury received during income reference period (*See box in section 5 of Part I for more detailed information*).

**Sickness benefits include:**

- Paid sick leave: flat-rate or earnings-related payments intended to compensate the protected person in full or in part for the loss of earnings caused by temporary inability to work due to sickness or injury. These benefits may be paid by autonomous social protection schemes, but they may also be provided by the employer in form of a continued payment of wages and salaries during the period of sickness.
- Paid leave in case of sickness or injury of a dependent child.
- Other cash benefits: miscellaneous payments made to protected people in connection with sickness or injury.

**It excludes:**

- Cash benefits that replace the loss of earnings during a temporary inability to work in the case of pregnancy (these benefits are included under 'family/children related allowance (HY050G)).
- Cash benefits that replace loss of earnings during temporary inability to work in the case of disability (these benefits are included under 'disability benefits' (PY130G)).
- Payments made for employers to an employee in lieu of wages and salaries through a social insurance scheme when unable to work due to sickness, where such payment cannot be separately and clearly identified as social benefits (these payments are included under 'gross employee cash or near cash income' (PY010G)).
- Additional payments made by employers to an employee to supplement the sickness leave pay entitlement from a social insurance scheme, where such payments cannot be separately and clearly identified as social benefits (those payments are included under 'gross employee cash or near cash income' (PY010G)).

The "contributory" and "means-tested" definitions are the same as applied in ESSPROS.

Contributory schemes are social protection schemes that require the payment of contributions, by the protected persons or by other parties on their behalf, in order to secure individual entitlement to benefits.

Contributory schemes are sometimes referred to as social insurance schemes. By convention, all non-autonomous schemes that employers run in favour of their employees, former employees and their dependants are classified as contributory schemes.

Means-tested social benefits are social benefits which are explicitly or implicitly conditional on the beneficiary's income and/or wealth falling below a specified level.

## PY122G: SICKNESS BENEFITS [CONTRIBUTORY AND NON-MEANS-TESTED]

**Topic and detailed topic:** Income, consumption and elements of wealth, including debts/Income from social transfers

**Variable type:** Annual

**Unit:** All current household members aged 16 years and over

**Reference period:** Income reference period

**Mode of collection:** Personal interview (proxy as an exception for persons temporarily away or in incapacity) or registers – known to the countries

**In use (period):** Yes, since 2014

**Series' differences:** No changes

### VALUES AND FORMAT

1 - 999999.99      Income (national currency)  
0                      No income

### FLAGS

Type of variable	Flag name	Type and content of flag	Type of information	Values		
Income variable	_F	<i>Three-digit flag: first digit</i>	Most common source or method	1	Collected via survey/interview	
				2	Collected from administrative data	
				3	Deductive/logical imputation (also including top- and bottom-coding)	
		4		Gross/net conversion		
		5		Model-based imputation		
		6		Donor imputation		
		7		Not possible to establish the most common source or method		
		<i>Three-digit flag: second digit</i>		Type of collected value	1	Net of tax on income at source and social contributions
					2	Net of tax on income at source
	3		Net of social contributions			
	4		Mix of different nets			
	5		Gross			
	6		Income component(s) not taxed			
<i>Three-digit flag: third digit</i>	Variable's content	1	Filled with only contributory and non means-tested components			
		2	Filled with mixed components			
<i>Alternative: one-digit flag</i>		-4	Amount included in another income component			
		-5	This scheme does not exist at national level			
_F	Imputation factor = collected value / recorded value *100	-999999.99-999999.99				
		.	If problem of dividing by 0 appears, if_F=-5/ if_F=-4			

### DESCRIPTION

Sickness benefits refer to cash benefits that replace, in whole or in part, the loss of earnings during a temporary

inability to work due to sickness or injury received during income reference period (*See box in section 5 of Part I for more detailed information*).

**Sickness benefits include:**

- Paid sick leave: flat-rate or earnings-related payments intended to compensate the protected person in full or in part for the loss of earnings caused by temporary inability to work due to sickness or injury. These benefits may be paid by autonomous social protection schemes, but they may also be provided by the employer in form of a continued payment of wages and salaries during the period of sickness.
- Paid leave in case of sickness or injury of a dependent child.
- Other cash benefits: miscellaneous payments made to protected people in connection with sickness or injury.

**It excludes:**

- Cash benefits that replace the loss of earnings during a temporary inability to work in the case of pregnancy (these benefits are included under 'family/children related allowance (HY050G)).
- Cash benefits that replace loss of earnings during temporary inability to work in the case of disability (these benefits are included under 'disability benefits' (PY130G)).
- Payments made for employers to an employee in lieu of wages and salaries through a social insurance scheme when unable to work due to sickness, where such payment cannot be separately and clearly identified as social benefits (these payments are included under 'gross employee cash or near cash income' (PY010G)).
- Additional payments made by employers to an employee to supplement the sickness leave pay entitlement from a social insurance scheme, where such payments cannot be separately and clearly identified as social benefits (those payments are included under 'gross employee cash or near cash income' (PY010G)).

The "contributory" and "non-means-tested" definitions are the same as applied in ESSPROS.

Contributory schemes are social protection schemes that require the payment of contributions, by the protected persons or by other parties on their behalf, in order to secure individual entitlement to benefits.

Contributory schemes are sometimes referred to as social insurance schemes. By convention, all non-autonomous schemes that employers run in favour of their employees, former employees and their dependants are classified as contributory schemes

Non-means-tested social benefits are social benefits which are NOT explicitly or implicitly conditional on the beneficiary's income and/or wealth falling below a specified level.

## PY123G: SICKNESS BENEFITS [NON-CONTRIBUTORY AND MEANS-TESTED]

**Topic and detailed topic:** Income, consumption and elements of wealth, including debts/Income from social transfers

**Variable type:** Annual

**Unit:** All current household members aged 16 years and over

**Reference period:** Income reference period

**Mode of collection:** Personal interview (proxy as an exception for persons temporarily away or in incapacity) or registers – known to the countries

**In use (period):** Yes, since 2014

**Series' differences:** No changes

### VALUES AND FORMAT

1 - 999999.99      Income (national currency)  
0                      No income

### FLAGS

Type of variable	Flag name	Type and content of flag	Type of information	Values	
Income variable	_F	<i>Three-digit flag: first digit</i>	Most common source or method	1	Collected via survey/interview
				2	Collected from administrative data
				3	Deductive/logical imputation (also including top- and bottom-coding)
				4	Gross/net conversion
				5	Model-based imputation
				6	Donor imputation
		7	Not possible to establish the most common source or method		
		<i>Three-digit flag: second digit</i>	Type of collected value	1	Net of tax on income at source and social contributions
				2	Net of tax on income at source
				3	Net of social contributions
				4	Mix of different nets
				5	Gross
	6			Income component(s) not taxed	
	7	Mix of net and gross			
	8	Unknown			
	9	Not applicable (the value was not collected)			
<i>Three-digit flag: third digit</i>	Variable's content	1	Filled with only non-contributory and means-tested components		
		2	Filled with mixed components		
		-4	Amount included in another income component		
<i>Alternative: one-digit flag</i>		-5	This scheme does not exist at national level		
_IF	Imputation factor = collected value / recorded value *100	-999999.99-999999.99			
		.	If problem of dividing by 0 appears, if_F=-5/ if_F=-4		

### DESCRIPTION

Sickness benefits refer to cash benefits that replace, in whole or in part, the loss of earnings during a temporary inability to work due to sickness or injury received during income reference period ([See box in section 5 of Part I](#))

[for more detailed information](#)).

**Sickness benefits include:**

Paid sick leave: flat-rate or earnings-related payments intended to compensate the protected person in full or in part for the loss of earnings caused by temporary inability to work due to sickness or injury. These benefits may be paid by autonomous social protection schemes, but they may also be provided by the employer in form of a continued payment of wages and salaries during the period of sickness.

— Paid leave in case of sickness or injury of a dependent child.

— Other cash benefits: miscellaneous payments made to protected people in connection with sickness or injury.

**It excludes:**

- Cash benefits that replace the loss of earnings during a temporary inability to work in the case of pregnancy (these benefits are included under 'family/children related allowance (HY050G)).
- Cash benefits that replace loss of earnings during temporary inability to work in the case of disability (these benefits are included under 'disability benefits' (PY130G)).
- Payments made for employers to an employee in lieu of wages and salaries through a social insurance scheme when unable to work due to sickness, where such payment cannot be separately and clearly identified as social benefits (these payments are included under 'gross employee cash or near cash income' (PY010G)).
- Additional payments made by employers to an employee to supplement the sickness leave pay entitlement from a social insurance scheme, where such payments cannot be separately and clearly identified as social benefits (those payments are included under 'gross employee cash or near cash income' (PY010G)).

The "non-contributory" and "means-tested" definitions are the same as applied in ESSPROS.

Non-contributory schemes are social protection schemes in which eligibility to benefits is not conditional on the payment of contributions by the protected persons or by other parties on their behalf.

Means-tested social benefits are social benefits which are explicitly or implicitly conditional on the beneficiary's income and/or wealth falling below a specified level.

## PY124G: SICKNESS BENEFITS [NON-CONTRIBUTORY AND NON-MEANS-TESTED]

**Topic and detailed topic:** Income, consumption and elements of wealth, including debts/Income from social transfers

**Variable type:** Annual

**Unit:** All current household members aged 16 years and over

**Reference period:** Income reference period

**Mode of collection:** Personal interview (proxy as an exception for persons temporarily away or in incapacity) or registers – known to the countries

**In use (period):** Yes, since 2014

**Series' differences:** No changes

### VALUES AND FORMAT

1 - 999999.99      Income (national currency)  
0                      No income

### FLAGS

Type of variable	Flag name	Type and content of flag	Type of information	Values				
Income variable	_F	<i>Three-digit flag: first digit</i>	Most common source or method	1	Collected via survey/interview			
				2	Collected from administrative data			
				3	Deductive/logical imputation (also including top- and bottom-coding)			
				4	Gross/net conversion			
				5	Model-based imputation			
				6	Donor imputation			
				7	Not possible to establish the most common source or method			
				_F	<i>Three-digit flag: second digit</i>	Type of collected value	1	Net of tax on income at source and social contributions
							2	Net of tax on income at source
	3	Net of social contributions						
	4	Mix of different nets						
	5	Gross						
	6	Income component(s) not taxed						
	7	Mix of net and gross						
	8	Unknown						
	9	Not applicable (the value was not collected)						
	_IF	<i>Three-digit flag: third digit</i>	Variable's content	1	Filled with only non-contributory and non means-tested components			
				2	Filled with mixed components			
<i>Alternative: one-digit flag</i>								
-4				Amount included in another income component				
-5				This scheme does not exist at national level				
_IF	Imputation factor = collected value / recorded value *100	-999999.99-999999.99						
		.	If problem of dividing by 0 appears, if _F=-5/ if _F=-4					

### DESCRIPTION

Sickness benefits refer to cash benefits that replace, in whole or in part, the loss of earnings during a temporary inability to work due to sickness or injury received during income reference period ([See box in section 5 of Part I](#))



*for more detailed information).*

**Sickness benefits include:**

- Paid sick leave: flat-rate or earnings-related payments intended to compensate the protected person in full or in part for the loss of earnings caused by temporary inability to work due to sickness or injury. These benefits may be paid by autonomous social protection schemes, but they may also be provided by the employer in form of a continued payment of wages and salaries during the period of sickness.
- Paid leave in case of sickness or injury of a dependent child.
- Other cash benefits: miscellaneous payments made to protected people in connection with sickness or injury.

**It excludes:**

- Cash benefits that replace the loss of earnings during a temporary inability to work in the case of pregnancy (these benefits are included under 'family/children related allowance (HY050G)).
- Cash benefits that replace loss of earnings during temporary inability to work in the case of disability (these benefits are included under 'disability benefits' (PY130G)).
- Payments made for employers to an employee in lieu of wages and salaries through a social insurance scheme when unable to work due to sickness, where such payment cannot be separately and clearly identified as social benefits (these payments are included under 'gross employee cash or near cash income' (PY010G)).
- Additional payments made by employers to an employee to supplement the sickness leave pay entitlement from a social insurance scheme, where such payments cannot be separately and clearly identified as social benefits (those payments are included under 'gross employee cash or near cash income' (PY010G)).

The "non-contributory" and "non-means-tested" definitions are the same as applied in ESSPROS.

Non-contributory schemes are social protection schemes in which eligibility to benefits is not conditional on the payment of contributions by the protected persons or by other parties on their behalf.

Non-means-tested social benefits are social benefits which are NOT explicitly or implicitly conditional on the beneficiary's income and/or wealth falling below a specified level.

## PY130G/PY130N: DISABILITY BENEFITS

**Topic and detailed topic:** Income, consumption and elements of wealth, including debts/Income from social transfer

**Variable type:** Annual

**Unit:** All current household members aged 16 years and over

**Reference period:** Income reference period

**Mode of collection:** Personal interview (proxy as an exception for persons temporarily away or in incapacity) or registers

**In use (period):** Yes, since the first year of the EU-SILC data collection

**Series' differences:** No changes

### VALUES AND FORMAT

1 - 999999.99      Income (national currency)  
0                      No income

### FLAGS

Type of variable	Flag name	Type and content of flag	Type of information	Values	
Income variable	_F	<i>Two-digit flag: first digit</i>	Most common source or method	1	Collected via survey/interview
				2	Collected from administrative data
				3	Deductive/logical imputation (also including top- and bottom-coding)
				4	Gross/net conversion
				5	Model-based imputation
				6	Donor imputation
				7	Not possible to establish the most common source or method
		<i>Two-digit flag: second digit</i>	Type of collected value	1	Net of tax on income at source and social contributions
				2	Net of tax on income at source
				3	Net of social contributions
				4	Mix of different nets
	5			Gross	
Alternative: <i>one-digit flag</i>		6	Income component(s) not taxed		
		7	Mix of net and gross		
_JF	Imputation factor = collected value / recorded value *100	8	Unknown		
		9	Not applicable (the value was not collected)		
		-4	Amount included in another income component		
					-999999.99-999999.99
			.		If problem of dividing by 0 appears

### DESCRIPTION

**Disability benefits:** disability benefits refer to benefits received during income reference period (See box in section 5 of Part I for more detailed information) that provide an income to persons below the standard retirement age whose ability to work and earn is impaired beyond a minimum level laid down by legislation by a physical or mental disability.

**It includes:**

— Disability pension: periodic payment intended to maintain or support the income of someone below standard retirement age who suffers from a disability which impairs his or her ability to work or earn beyond a minimum level laid down by legislation.

- Early retirement in the event of reduced ability to work: periodic payments to older workers who retire before reaching standard retirement age as a result of reduced ability to work. These pensions normally cease when the beneficiary becomes entitled to an old-age pension.
- Care allowance: benefit paid to disabled people below standard retirement age who need frequent or constant assistance to help them meet the extra costs of attendance (other than medical care). The benefit must not be a reimbursement of certified expenditure.
- Economic integration of the handicapped: allowances paid to disabled people when they undertake work adapted to their condition, normally in a sheltered workshop, or when they undergo vocational training.
- Disability benefits to disabled children in their own right, irrespective of dependency.
- Other cash benefits: periodic and lump-sum payments not falling under the above headings, such as occasional income support and so on.

**It does not include:**

- Benefits provided to replace in whole or in part earnings during temporary incapacity to work due to sickness or injury (these benefits are included under 'sickness benefits' (PY120G)), (PY120G, PY121G, PY122G, PY123G, PY124G).
- Family allowances paid to recipients of disability benefits (these benefits are included under 'family/children related allowances' (HY050G)).
- Benefits paid to the surviving dependants of disabled people, such as pensions (these benefits are included under 'survivors benefits' (PY110G)), (PY110G, PY111G, PY112G, PY113G, PY114G)).
- Benefits that are a reimbursement of certified expenditure.
- Disability cash benefits paid after the standard retirement age (these benefits are included under 'old-age benefits' (PY100G)), (PY100G, PY101G, PY102G, PY103G, PY104G).
- Payments made by employers to an employee or former employee in lieu of wages and salaries through a social insurance scheme when unable to work through disability where such payment cannot be separately and clearly identified as social benefits (these payments are included under 'gross cash or near-cash employee income' (PY010G)).
- Additional payments made for employers to an employee or former employee to supplement the disability leave pay entitlement from a social insurance scheme, where such payments cannot be separately and clearly identified as social benefits (those payments are included under 'gross cash or near-cash employee income' (PY010G)).

Note: periodic payment intended to maintain or support the income of someone below the standard retirement age who suffers from a disability obtained during a 'war' are included under PY130. Disability cash benefits paid after the standard retirement age are included under 'old age benefits' (PY100G, PY101G, PY102G, PY103G, PY104G).

Suggested question:

*'During last year (income reference period, during 2020,..) did you receive any kind of disability benefit?'*

*If the answer is 'Yes' you should ask for the amount in national currency during income reference period.*

## PY131G: DISABILITY BENEFITS [CONTRIBUTORY AND MEANS-TESTED]

**Topic and detailed topic:** Income, consumption and elements of wealth, including debts/Income from social transfers

**Variable type:** Annual

**Unit:** All current household members aged 16 years and over

**Reference period:** Income reference period

**Mode of collection:** Personal interview (proxy as an exception for persons temporarily away or in incapacity) or registers – known to the countries

**In use (period):** Yes, since 2014

**Series' differences:** No changes

### VALUES AND FORMAT

1 - 999999.99            Income (national currency)  
0                            No income

### FLAGS

Type of variable	Flag name	Type and content of flag	Type of information	Values	
Income variable	_F	<i>Three-digit flag: first digit</i>	Most common source or method	1	Collected via survey/interview
				2	Collected from administrative data
				3	Deductive/logical imputation (also including top- and bottom-coding)
				4	Gross/net conversion
				5	Model-based imputation
				6	Donor imputation
				7	Not possible to establish the most common source or method
		<i>Three-digit flag: second digit</i>	Type of collected value	1	Net of tax on income at source and social contributions
				2	Net of tax on income at source
				3	Net of social contributions
	<i>Three-digit flag: third digit</i>	Variable's content	1	Filled with only contributory and means-tested components	
			2	Filled with mixed components	
	<i>Alternative: one-digit flag</i>		-4	Amount included in another income component	
			-5	This scheme does not exist at national level	
_IF	Imputation factor = collected value / recorded value *100			-999999.99-999999.99	
			.	If problem of dividing by 0 appears, if_F=-5/ if_F=-4	

### DESCRIPTION

Disability benefits: disability benefits refer to benefits received during income reference period (See box in section 5 of Part I for more detailed information) that provide an income to persons below the standard retirement age whose ability to work and earn is impaired beyond a minimum level laid down by legislation by a physical or

mental disability.

**It includes:**

- Disability pension: periodic payments intended to maintain or support the income of someone below the standard retirement age who suffers from a disability which impairs their ability to work or earn beyond a minimum level laid down by legislation.
- Early retirement in the case of a reduced ability to work: periodic payments to older workers who retire before reaching standard retirement age as a result of reduced ability to work. These pensions normally cease when the beneficiary becomes entitled to an old age pension.
- Care allowance: benefit paid to disabled people who are below the standard retirement age who need frequent or constant assistance to help them meet the additional costs of care related to their disability (other than medical care). The benefit must not be a reimbursement of certified expenditure.
- Economic integration of disabled persons: allowances paid to disabled people when they undertake work adapted to their condition, normally in a sheltered workshop, or when they undergo vocational training.
- Disability benefits to disabled children in their own right, irrespective of dependency.
- Other cash benefits: periodic and lump-sum payments not falling under the above headings, such as occasional income support and so on.

**It excludes:**

- Benefits provided to replace, in whole or in part, earnings during temporary incapacity to work due to sickness or injury (these benefits are included under 'sickness benefits' (PY120G, PY121G, PY122G, PY123G, PY124G)).
- Family allowances paid to recipients of disability benefits (these benefits are included under 'family/children related allowances' (HY050G)).
- Benefits paid to the surviving dependants of disabled people, such as pensions (these benefits are included under 'survivors benefits' (PY110G, PY111G, PY112G, PY113G, PY114G)).
- Benefits that are a reimbursement of certified expenditure.
- Disability cash benefits paid after the standard retirement age (these benefits are included under 'old age benefits' (PY100G, PY101G, PY102G, PY103G, PY104G)).
- Payments made by employers to an employee or former employee in lieu of wages and salaries through a social insurance scheme when unable to work through disability where such payment cannot be separately and clearly identified as social benefits (these payments are included under 'gross employee cash or near cash income' (PY010G)).
- Additional payments made by employers to an employee or former employee to supplement the disability leave pay entitlement from a social insurance scheme, where such payments cannot be separately and clearly identified as social benefits (those payments are included under 'gross employee cash or near cash income' (PY010G)).

Note: periodic payment intended to maintain or support the income of someone below the standard retirement age who suffers from a disability obtained during a 'war' are included under PY130. Disability cash benefits paid after the standard retirement age are included under 'old age benefits' (PY100G, PY101G, PY102G, PY103G, PY104G).

The "contributory" and "means-tested" definitions are the same as applied in ESSPROS.

Contributory schemes are social protection schemes that require the payment of contributions, by the protected persons or by other parties on their behalf, in order to secure individual entitlement to benefits.

Contributory schemes are sometimes referred to as social insurance schemes. By convention, all non-autonomous schemes that employers run in favour of their employees, former employees and their dependants are classified as contributory schemes.

Means-tested social benefits are social benefits which are explicitly or implicitly conditional on the beneficiary's income and/or wealth falling below a specified level.

## PY132G: DISABILITY BENEFITS [CONTRIBUTORY AND NON-MEANS-TESTED]

**Topic and detailed topic:** Income, consumption and elements of wealth, including debts/Income from social transfers

**Variable type:** Annual

**Unit:** All current household members aged 16 years and over

**Reference period:** Income reference period

**Mode of collection:** Personal interview (proxy as an exception for persons temporarily away or in incapacity) or registers – known to the countries

**In use (period):** Yes, since 2014

**Series' differences:** No changes

### VALUES AND FORMAT

1 - 999999.99      Income (national currency)  
0                      No income

### FLAGS

Type of variable	Flag name	Type and content of flag	Type of information	Values	
Income variable	_F	<i>Three-digit flag: first digit</i>	Most common source or method	1	Collected via survey/interview
				2	Collected from administrative data
				3	Deductive/logical imputation (also including top- and bottom-coding)
				4	Gross/net conversion
				5	Model-based imputation
				6	Donor imputation
				7	Not possible to establish the most common source or method
		<i>Three-digit flag: second digit</i>	Type of collected value	1	Net of tax on income at source and social contributions
				2	Net of tax on income at source
				3	Net of social contributions
				4	Mix of different nets
				5	Gross
	6			Income component(s) not taxed	
	<i>Three-digit flag: third digit</i>	Variable's content	1	Filled with only contributory and non means-tested components	
			2	Filled with mixed components	
-4			Amount included in another income component		
<i>Alternative: one-digit flag</i>		-5	This scheme does not exist at national level		
_IF	Imputation factor = collected value / recorded value *100	-999999.99-999999.99	.	If problem of dividing by 0 appears, if _F=-5/ if _F=-4	

### DESCRIPTION

Disability benefits: disability benefits refer to benefits received during income reference period (See box in section 5 of Part I for more detailed information) that provide an income to persons below the standard retirement age

whose ability to work and earn is impaired beyond a minimum level laid down by legislation by a physical or mental disability.

**It includes:**

- Disability pension: periodic payments intended to maintain or support the income of someone below the standard retirement age who suffers from a disability which impairs their ability to work or earn beyond a minimum level laid down by legislation.
- Early retirement in the case of a reduced ability to work: periodic payments to older workers who retire before reaching standard retirement age as a result of reduced ability to work. These pensions normally cease when the beneficiary becomes entitled to an old age pension.
- Care allowance: benefit paid to disabled people who are below the standard retirement age who need frequent or constant assistance to help them meet the additional costs of care related to their disability (other than medical care). The benefit must not be a reimbursement of certified expenditure.
- Economic integration of the handicapped: allowances paid to disabled people when they undertake work adapted to their condition, normally in a sheltered workshop, or when they undergo vocational training.
- Disability benefits to disabled children in their own right, irrespective of dependency.
- Other cash benefits: periodic and lump-sum payments not falling under the above headings, such as occasional income support and so on.

**It excludes:**

- Benefits provided to replace, in whole or in part, earnings during temporary incapacity to work due to sickness or injury (these benefits are included under 'sickness benefits' (PY120G, PY121G, PY122G, PY123G, PY124G)).
- Family allowances paid to recipients of disability benefits (these benefits are included under 'family/children related allowances' (HY050G)).
- Benefits paid to the surviving dependants of disabled people, such as pensions (these benefits are included under 'survivors benefits' (PY110G, PY111G, PY112G, PY113G, PY114G)).
- Benefits that are a reimbursement of certified expenditure.
- Disability cash benefits paid after the standard retirement age (these benefits are included under 'old age benefits' (PY100G, PY101G, PY102G, PY103G, PY104G)).
- Payments made by employers to an employee or former employee in lieu of wages and salaries through a social insurance scheme when unable to work through disability where such payment cannot be separately and clearly identified as social benefits (these payments are included under 'gross employee cash or near cash income' (PY010G)).
- Additional payments made by employers to an employee or former employee to supplement the disability leave pay entitlement from a social insurance scheme, where such payments cannot be separately and clearly identified as social benefits (those payments are included under 'gross employee cash or near cash income' (PY010G)).

Note: periodic payment intended to maintain or support the income of someone below the standard retirement age who suffers from a disability obtained during a 'war' are included under PY130. Disability cash benefits paid after the standard retirement age are included under 'old age benefits' (PY100G, PY101G, PY102G, PY103G, PY104G).

The "contributory" and "non-means-tested" definitions are the same as applied in ESSPROS.

Contributory schemes are social protection schemes that require the payment of contributions, by the protected persons or by other parties on their behalf, in order to secure individual entitlement to benefits.

Contributory schemes are sometimes referred to as social insurance schemes. By convention, all non-autonomous schemes that employers run in favour of their employees, former employees and their dependants are classified as contributory scheme.

Non-means-tested social benefits are social benefits which are NOT explicitly or implicitly conditional on the beneficiary's income and/or wealth falling below a specified level.

## PY133G: DISABILITY BENEFITS [NON-CONTRIBUTORY AND MEANS-TESTED]

**Topic and detailed topic:** Income, consumption and elements of wealth, including debts/Income from social transfers

**Variable type:** Annual

**Unit:** All current household members aged 16 years and over

**Reference period:** Income reference period

**Mode of collection:** Personal interview (proxy as an exception for persons temporarily away or in incapacity) or registers – known to the countries

**In use (period):** Yes, since 2014

**Series' differences:** No changes

### VALUES AND FORMAT

1 - 999999.99      Income (national currency)  
0                      No income

### FLAGS

Type of variable	Flag name	Type and content of flag	Type of information	Values	
Income variable	_F	<i>Three-digit flag: first digit</i>	Most common source or method	1	Collected via survey/interview
				2	Collected from administrative data
				3	Deductive/logical imputation (also including top- and bottom-coding)
				4	Gross/net conversion
				5	Model-based imputation
				6	Donor imputation
				7	Not possible to establish the most common source or method
		<i>Three-digit flag: second digit</i>	Type of collected value	1	Net of tax on income at source and social contributions
				2	Net of tax on income at source
	3			Net of social contributions	
	4			Mix of different nets	
	5			Gross	
	6			Income component(s) not taxed	
	<i>Three-digit flag: third digit</i>	Variable's content	1	Filled with only non-contributory and means-tested components	
			2	Filled with mixed components	
-4			Amount included in another income component		
<i>Alternative: one-digit flag</i>		-5	This scheme does not exist at national level		
			-999999.99-999999.99		
			If problem of dividing by 0 appears, if _F=-5/ if _F=-4		
_IF		Imputation factor = collected value / recorded value *100			

### DESCRIPTION

Disability benefits: disability benefits refer to benefits received during income reference period (See box in section



5 of Part I for more detailed information) that provide an income to persons below the standard retirement age whose ability to work and earn is impaired beyond a minimum level laid down by legislation by a physical or mental disability.

**It includes:**

- Disability pension: periodic payments intended to maintain or support the income of someone below the standard retirement age who suffers from a disability which impairs his or her ability to work or earn beyond a minimum level laid down by legislation.
- Early retirement in the case of a reduced ability to work: periodic payments to older workers who retire before reaching standard retirement age as a result of reduced ability to work. These pensions normally cease when the beneficiary becomes entitled to an old age pension.
- Care allowance: benefit paid to disabled people who are below the standard retirement age who need frequent or constant assistance to help them meet the additional costs of care related to their disability (other than medical care). The benefit must not be a reimbursement of certified expenditure.
- Economic integration of disabled persons: allowances paid to disabled people when they undertake work adapted to their condition, normally in a sheltered workshop, or when they undergo vocational training.
- Disability benefits to disabled children in their own right, irrespective of dependency.
- Other cash benefits: periodic and lump-sum payments not falling under the above headings, such as occasional income support and so on.

**It excludes:**

- Benefits provided to replace, in whole or in part, earnings during temporary incapacity to work due to sickness or injury (these benefits are included under 'sickness benefits' (PY120G, PY121G, PY122G, PY123G, PY124G)).
- Family allowances paid to recipients of disability benefits (these benefits are included under 'family/children related allowances' (HY050G)).
- Benefits paid to the surviving dependants of disabled people, such as pensions (these benefits are included under 'survivors benefits' (PY110G, PY111G, PY112G, PY113G, PY114G)).
- Benefits that are a reimbursement of certified expenditure.
- Disability cash benefits paid after the standard retirement age (these benefits are included under 'old age benefits' (PY100G, PY101G, PY102G, PY103G, PY104G)).
- Payments made by employers to an employee or former employee in lieu of wages and salaries through a social insurance scheme when unable to work through disability where such payment cannot be separately and clearly identified as social benefits (these payments are included under 'gross employee cash or near cash income' (PY010G)).
- Additional payments made by employers to an employee or former employee to supplement the disability leave pay entitlement from a social insurance scheme, where such payments cannot be separately and clearly identified as social benefits (those payments are included under 'gross employee cash or near cash income' (PY010G)).

Note: periodic payment intended to maintain or support the income of someone below the standard retirement age who suffers from a disability obtained during a 'war' are included under PY130. Disability cash benefits paid after the standard retirement age are included under 'old age benefits' (PY100G, PY101G, PY102G, PY103G, PY104G).

The "non-contributory" and "means-tested" definitions are the same as applied in ESSPROS.

Non-contributory schemes are social protection schemes in which eligibility to benefits is not conditional on the payment of contributions by the protected persons or by other parties on their behalf.

Means-tested social benefits are social benefits which are explicitly or implicitly conditional on the beneficiary's income and/or wealth falling below a specified level.

## PY134G: DISABILITY BENEFITS [NON-CONTRIBUTORY AND NON-MEANS-TESTED]

**Topic and detailed topic:** Income, consumption and elements of wealth, including debts/Income from social transfers

**Variable type:** Annual

**Unit:** All current household members aged 16 years and over

**Reference period:** Income reference period

**Mode of collection:** Personal interview (proxy as an exception for persons temporarily away or in incapacity) or registers – known to the countries

**In use (period):** Yes, since 2014

**Series' differences:** No changes

### VALUES AND FORMAT

1 - 999999.99      Income (national currency)  
0                      No income

### FLAGS

Type of variable	Flag name	Type and content of flag	Type of information	Values	
Income variable	_F	<i>Three-digit flag: first digit</i>	Most common source or method	1	Collected via survey/interview
				2	Collected from administrative data
				3	Deductive/logical imputation (also including top- and bottom-coding)
				4	Gross/net conversion
				5	Model-based imputation
				6	Donor imputation
				7	Not possible to establish the most common source or method
		<i>Three-digit flag: second digit</i>	Type of collected value	1	Net of tax on income at source and social contributions
				2	Net of tax on income at source
				3	Net of social contributions
	<i>Three-digit flag: third digit</i>	Variable's content	4	Mix of different nets	
			5	Gross	
	_IF	Imputation factor = collected value / recorded value *100	<i>Alternative: one-digit flag</i>	6	Income component(s) not taxed
				7	Mix of net and gross
			8	Unknown	
			9	Not applicable (the value was not collected)	
-4			Amount included in another income component		
-5	This scheme does not exist at national level				
				-999999.99-999999.99	
				If problem of dividing by 0 appears, if_F=-5/ if_F=-4	

### DESCRIPTION

Disability benefits: Disability benefits refer to benefits received during income reference period (See box in section

5 of Part I for more detailed information) that provide an income to persons below the standard retirement age whose ability to work and earn is impaired beyond a minimum level laid down by legislation by a physical or mental disability.

**It includes:**

- Disability pension: periodic payments intended to maintain or support the income of someone below the standard retirement age who suffers from a disability which impairs his or her ability to work or earn beyond a minimum level laid down by legislation.
- Early retirement in the case of a reduced ability to work: periodic payments to older workers who retire before reaching standard retirement age as a result of reduced ability to work. These pensions normally cease when the beneficiary becomes entitled to an old age pension.
- Care allowance: benefit paid to disabled people who are below the standard retirement age who need frequent or constant assistance to help them meet the additional costs of care related to their disability (other than medical care). The benefit must not be a reimbursement of certified expenditure.
- Economic integration of the handicapped: allowances paid to disabled people when they undertake work adapted to their condition, normally in a sheltered workshop, or when they undergo vocational training.
- Disability benefits to disabled children in their own right, irrespective of dependency.
- Other cash benefits: periodic and lump-sum payments not falling under the above headings, such as occasional income support and so on.

**It excludes:**

- Benefits provided to replace, in whole or in part, earnings during temporary incapacity to work due to sickness or injury (these benefits are included under 'sickness benefits' (PY120G, PY121G, PY122G, PY123G, PY124G)).
- Family allowances paid to recipients of disability benefits (these benefits are included under 'family/children related allowances' (HY050G)).
- Benefits paid to the surviving dependants of disabled people, such as pensions (these benefits are included under 'survivors benefits' (PY110G, PY111G, PY112G, PY113G, PY114G)).
- Benefits that are a reimbursement of certified expenditure.
- Disability cash benefits paid after the standard retirement age (these benefits are included under 'old age benefits' (PY100G, PY101G, PY102G, PY103G, PY104G)).
- Payments made by employers to an employee or former employee in lieu of wages and salaries through a social insurance scheme when unable to work through disability where such payment cannot be separately and clearly identified as social benefits (these payments are included under 'gross employee cash or near cash income' (PY010G)).
- Additional payments made by employers to an employee or former employee to supplement the disability leave pay entitlement from a social insurance scheme, where such payments cannot be separately and clearly identified as social benefits (those payments are included under 'gross employee cash or near cash income' (PY010G)).

Note: periodic payment intended to maintain or support the income of someone below the standard retirement age who suffers from a disability obtained during a 'war' are included under PY130. Disability cash benefits paid after the standard retirement age are included under 'old age benefits' (PY100G, PY101G, PY102G, PY103G, PY104G).

The "non-contributory" and "non-means-tested" definitions are the same as applied in ESSPROS.

Non-contributory schemes are social protection schemes in which eligibility to benefits is not conditional on the payment of contributions by the protected persons or by other parties on their behalf.

Non-means-tested social benefits are social benefits which are NOT explicitly or implicitly conditional on the beneficiary's income and/or wealth falling below a specified level.

## PY140G/PY140N: EDUCATION RELATED ALLOWANCES

**Topic and detailed topic:** Income, consumption and elements of wealth, including debts/Income from social transfer

**Variable type:** Annual

**Unit:** All current household members aged 16 years and over

**Reference period:** Income reference period

**Mode of collection:** Personal interview (proxy as an exception for persons temporarily away or in incapacity) or registers

**In use (period):** Yes, since the first year of the EU-SILC data collection

**Series' differences:** No changes

### VALUES AND FORMAT

1 - 999999.99      Income (national currency)  
0                      No income

### FLAGS

Type of variable	Flag name	Type and content of flag	Type of information	Values	
Income variable	_F	<i>Two-digit flag: first digit</i>	Most common source or method	1	Collected via survey/interview
				2	Collected from administrative data
				3	Deductive/logical imputation (also including top- and bottom-coding)
				4	Gross/net conversion
				5	Model-based imputation
				6	Donor imputation
				7	Not possible to establish the most common source or method
	_IF	<i>Two-digit flag: second digit</i>	Type of collected value	1	Net of tax on income at source and social contributions
				2	Net of tax on income at source
				3	Net of social contributions
				4	Mix of different nets
				5	Gross
				6	Income component(s) not taxed
				7	Mix of net and gross
_IF	Imputation factor = collected value / recorded value *100			-999999.99-999999.99	
			.	If problem of dividing by 0 appears	

### DESCRIPTION

Education-related allowances (PY140G, PY141G, PY142G, PY143G, PY144G): education allowances refer to grants, scholarships and other education help received by students during the income reference period, which are intended to relieve them from the financial burden of a number of risks or needs, made through collectively-organised schemes, or outside such schemes by government units and non-profit institutions serving households (NPISHs) ([See the box in section 5 of Part I for more detailed information](#)).

Suggested question:

*'During last year (income reference period, during 2020,...), did you receive any education-related allowances such as a scholarship or a grant?'*

*If the answer is 'Yes' then the amount in national currency during income reference period should be recorded. The questions on income should be split into relevant components where, for each component, it should be first explored what are the national taxation rules and then decide how to ask about net and gross values.*

## PY141G: EDUCATION-RELATED ALLOWANCES [CONTRIBUTORY AND MEANS-TESTED]

**Topic and detailed topic:** Income, consumption and elements of wealth, including debts/Income from social transfers

**Variable type:** Annual

**Unit:** All current household members aged 16 years and over

**Reference period:** Income reference period

**Mode of collection:** Personal interview (proxy as an exception for persons temporarily away or in incapacity) or registers – known to the countries

**In use (period):** Yes, since 2014

**Series' differences:** No changes

### VALUES AND FORMAT

1 - 999999.99      Income (national currency)  
0                      No income

### FLAGS

Type of variable	Flag name	Type and content of flag	Type of information	Values	
Income variable	_F	<i>Three -digit flag: first digit</i>	Most common source or method	1	Collected via survey/interview
				2	Collected from administrative data
				3	Deductive/logical imputation (also including top- and bottom-coding)
				4	Gross/net conversion
				5	Model-based imputation
				6	Donor imputation
				7	Not possible to establish the most common source or method
		<i>Three -digit flag: second digit</i>	Type of collected value	1	Net of tax on income at source and social contributions
				2	Net of tax on income at source
				3	Net of social contributions
				4	Mix of different nets
				5	Gross
	6			Income component(s) not taxed	
	<i>Three-digit flag: third digit</i>	Variable's content	1	Filled with only contributory and means-tested components	
			2	Filled with mixed components	
-5			This scheme does not exist at national level		
_IF	Imputation factor = collected value / recorded value *100	-999999.99-999999.99			
		.	If problem of dividing by 0 appears, if '_F'=-4		

### DESCRIPTION

Education-related allowances (PY140G, PY141G, PY142G, PY143G, PY144G): education allowances refer to grants, scholarships and other assistance for education that is received by students during the income reference period, which are intended to relieve them from the financial burden of a number of risks or needs, made through collectively-organised schemes, or outside such schemes by government units and non-profit institutions serving

households (NPISHs) ([See the box in section 5 of Part I for more detailed information](#)).

The "contributory" and "means-tested" definitions are the same as applied in ESSPROS.

Contributory schemes are social protection schemes that require the payment of contributions, by the protected persons or by other parties on their behalf, in order to secure individual entitlement to benefits.

Contributory schemes are sometimes referred to as social insurance schemes. By convention, all non-autonomous schemes that employers run in favour of their employees, former employees and their dependants are classified as contributory schemes.

Means-tested social benefits are social benefits which are explicitly or implicitly conditional on the beneficiary's income and/or wealth falling below a specified level.

## PY142G: EDUCATION-RELATED ALLOWANCES [CONTRIBUTORY AND NON-MEANS-TESTED]

**Topic and detailed topic:** Income, consumption and elements of wealth, including debts/Income from social transfers

**Variable type:** Annual

**Unit:** All current household members aged 16 years and over

**Reference period:** Income reference period

**Mode of collection:** Personal interview (proxy as an exception for persons temporarily away or in incapacity) or registers – known to the countries

**In use (period):** Yes, since 2014

**Series' differences:** No changes

### VALUES AND FORMAT

1 - 999999.99      Income (national currency)  
0                      No income

### FLAGS

Type of variable	Flag name	Type and content of flag	Type of information	Values	
Income variable	_F	<i>Three-digit flag: first digit</i>	Most common source or method	1	Collected via survey/interview
				2	Collected from administrative data
				3	Deductive/logical imputation (also including top- and bottom-coding)
				4	Gross/net conversion
				5	Model-based imputation
				6	Donor imputation
				7	Not possible to establish the most common source or method
		<i>Three-digit flag: second digit</i>	Type of collected value	1	Net of tax on income at source and social contributions
				2	Net of tax on income at source
				3	Net of social contributions
				4	Mix of different nets
				5	Gross
	6			Income component(s) not taxed	
	<i>Three-digit flag: third digit</i>	Variable's content	1	Filled with only contributory and non means-tested components	
			2	Filled with mixed components	
			-5	This scheme does not exist at national level	
	<i>Alternative: one-digit flag</i>				-999999.99-999999.99
			.	If problem of dividing by 0 appears, if _F=-5/ if _F=-4	
	_IF		Imputation factor = collected value / recorded value *100		

### DESCRIPTION

Education-related allowances (PY140G, PY141G, PY142G, PY143G, PY144G): education allowances refer to grants, scholarships and other assistance for education that is received by students during the income reference period, which are intended to relieve them from the financial burden of a number of risks or needs, made through



collectively-organised schemes, or outside such schemes by government units and non-profit institutions serving households (NPISHs) ([See the box in section 5 of Part I for more detailed information](#)).

The "contributory" and "non-means-tested" definitions are the same as applied in ESSPROS.

Contributory schemes are social protection schemes that require the payment of contributions, by the protected persons or by other parties on their behalf, in order to secure individual entitlement to benefits.

Contributory schemes are sometimes referred to as social insurance schemes. By convention, all non-autonomous schemes that employers run in favour of their employees, former employees and their dependants are classified as contributory schemes

Non-means-tested social benefits are social benefits which are NOT explicitly or implicitly conditional on the beneficiary's income and/or wealth falling below a specified level.

## PY143G: EDUCATION-RELATED ALLOWANCES [NON-CONTRIBUTORY AND MEANS-TESTED]

**Topic and detailed topic:** Income, consumption and elements of wealth, including debts/Income from social transfers

**Variable type:** Annual

**Unit:** All current household members aged 16 years and over

**Reference period:** Income reference period

**Mode of collection:** Personal interview (proxy as an exception for persons temporarily away or in incapacity) or registers – known to the countries

**In use (period):** Yes, since 2014

**Series' differences:** No changes

### VALUES AND FORMAT

1 - 999999.99            Income (national currency)  
0                            No income

### FLAGS

Type of variable	Flag name	Type and content of flag	Type of information	Values	
Income variable	_F	<i>Three-digit flag: first digit</i>	Most common source or method	1	Collected via survey/interview
				2	Collected from administrative data
				3	Deductive/logical imputation (also including top- and bottom-coding)
				4	Gross/net conversion
				5	Model-based imputation
				6	Donor imputation
				7	Not possible to establish the most common source or method
		<i>Three-digit flag: second digit</i>	Type of collected value	1	Net of tax on income at source and social contributions
				2	Net of tax on income at source
				3	Net of social contributions
				4	Mix of different nets
				5	Gross
				6	Income component(s) not taxed
				7	Mix of net and gross
	<i>Three-digit flag: third digit</i>	Variable's content	1	Filled with only non-contributory and means-tested components	
2			Filled with mixed components		
		<i>Alternative: one-digit flag</i>	-5	This scheme does not exist at national level	
_IF	Imputation factor = collected value / recorded value *100			-999999.99-999999.99	
		.	If problem of dividing by 0 appears, if _F=-5/ if _F=-4		

### DESCRIPTION

Education-related allowances (PY140G, PY141G, PY142G, PY143G, PY144G): education allowances refer to grants, scholarships and other assistance for education that is received by students during the income reference period, which are intended to relieve them from the financial burden of a number of risks or needs, made through collectively-organised schemes, or outside such schemes by government units and non-profit institutions serving

households (NPISHs) ([See the box in section 5 of Part I for more detailed information](#)).

The "non-contributory" and "means-tested" definitions are the same as applied in ESSPROS.

Non-contributory schemes are social protection schemes in which eligibility to benefits is not conditional on the payment of contributions by the protected persons or by other parties on their behalf.

Means-tested social benefits are social benefits which are explicitly or implicitly conditional on the beneficiary's income and/or wealth falling below a specified level.

## PY144G: EDUCATION-RELATED ALLOWANCES [NON-CONTRIBUTORY AND NON-MEANS-TESTED]

**Topic and detailed topic:** Income, consumption and elements of wealth, including debts/Income from social transfers

**Variable type:** Annual

**Unit:** All current household members aged 16 years and over

**Reference period:** Income reference period

**Mode of collection:** Personal interview (proxy as an exception for persons temporarily away or in incapacity) or registers – known to the countries

**In use (period):** Yes, since 2014

**Series' differences:** No changes

### VALUES AND FORMAT

1 - 999999.99      Income (national currency)  
0                      No income

### FLAGS

Type of variable	Flag name	Type and content of flag	Type of information	Values	
Income variable	_F	<i>Three -digit flag: first digit</i>	Most common source or method	1	Collected via survey/interview
				2	Collected from administrative data
				3	Deductive/logical imputation (also including top- and bottom-coding)
				4	Gross/net conversion
				5	Model-based imputation
				6	Donor imputation
				7	Not possible to establish the most common source or method
		<i>Three -digit flag: second digit</i>	Type of collected value	1	Net of tax on income at source and social contributions
				2	Net of tax on income at source
				3	Net of social contributions
	4			Mix of different nets	
	5			Gross	
	6			Income component(s) not taxed	
	7			Mix of net and gross	
	8			Unknown	
9	Not applicable (the value was not collected)				
<i>Three-digit flag: third digit</i>	Variable's content	1	Filled with only non-contributory and non means-tested components		
		2	Filled with mixed components		
		-5	This scheme does not exist at national level		
<i>Alternative: one-digit flag</i>				-999999.99-999999.99	
_F	Imputation factor = collected value / recorded value *100			.	If problem of dividing by 0 appears, if _F=-5/ if _F=-4

### DESCRIPTION

Education-related allowances (PY140G, PY141G, PY142G, PY143G, PY144G): education allowances refer to grants, scholarships and other assistance for education that is received by students during the income reference period, which are intended to relieve them from the financial burden of a number of risks or needs, made through

collectively-organised schemes, or outside such schemes by government units and non-profit institutions serving households (NPISHs) ([See the box in section 5 of Part I for more detailed information](#)).

The "non-contributory" and "non-means-tested" definitions are the same as applied in ESSPROS.

Non-contributory schemes are social protection schemes in which eligibility to benefits is not conditional on the payment of contributions by the protected persons or by other parties on their behalf.

Non-means-tested social benefits are social benefits which are NOT explicitly or implicitly conditional on the beneficiary's income and/or wealth falling below a specified level.

# 3-YEAR ROLLING MODULE

---

## Health and access to health of the children

Detailed topic	Variable identifier	Variable name
<i>Children health</i> 2 variables (collected every 3 years)	RCH010	General health (child)
	RCH020	Limitation in activities because of health problems (child)
<i>Access to health care (children)</i> 4 variables (collected every 3 years)	HCH010	Unmet need for medical examination or treatment (children)
	HCH020	Main reason for unmet need for medical examination or treatment (children)
	HCH030	Unmet need for dental examination or treatment (children)
	HCH040	Main reason for unmet need for dental examination or treatment (children)

## RCH010: GENERAL HEALTH (CHILD)

**Topic and detailed topic:** Health: status and disability, access to, availability and use of health care and health determinants / Children health

**Variable type:** Every 3 years

**Unit:** All current household members not over 15 years old (age at the end of income reference period)

**Reference period:** Current

**Mode of collection:** Household respondent

**In use (period):** Yes, 2017, 2021

**Series' differences:** No changes

### VALUES AND FORMAT

1	Very good
2	Good
3	Fair (neither good nor bad)
4	Bad
5	Very bad

### FLAGS

1	Filled
-1	Missing
-4	Not applicable (person is more than 15 years old)
-7	Not applicable (year not equal 2017 or not equal 2021)

### DESCRIPTION

The concept of the variable refers to the perceived general/overall health of a child. The assessment coming from an adult person about health of a child who lives in the same household might be influenced by impressions or opinions from others and by general social and cultural background of the respondent.

The reference is to health in general rather than the present state of health, as the question is not intended to measure temporary health problems. It is expected to include different dimensions of health, i.e. physical and emotional functioning, mental health (covering psychological well-being and mental disorders) and biomedical signs and symptoms. Any reference to child's previous or future health state should be omitted.

Five answer categories are proposed. Two (very good and good) are at the upper end of the scale and two (bad and very bad) are at the lower. It is also important to note that the intermediate category 'fair' should be translated into an appropriately neutral term (neither good, nor bad), as far as possible keeping in mind cultural interpretations, in the various languages.

Suggested question:

Introduction: The next questions are about the health of each of your children under the age of 16. These are addressed at the individual level.

*How would you describe [child's name] health in general? Is it...*

1. *Very good*
2. *Good*



3. *Fair* (neither good nor bad)

4. *Bad*

5. *Very bad*

Implementation guidelines:

The variable is intended to be collect information about general health of each child aged 0 - 15 years currently living in the household. In order to ensure higher comparability of results, proxy respondents should be used in all cases and these should be adult persons living in the same household as the child(ren), preferably parents or primary caregivers.

The model question for the variable should not to be filtered by any preceding question. If more questions about health-related issues of children are collected in the questionnaire, the model question for this variable should be asked first.

## RCH020: LIMITATION IN ACTIVITIES BECAUSE OF HEALTH PROBLEMS (CHILD)

**Topic and detailed topic:** Health: status and disability, access to, availability and use of health care and health determinants / Children health

**Variable type:** Every 3 years

**Unit:** All current household members not over 15 years old (age at the end of income reference period)

**Reference period:** Current

**Mode of collection:** Household respondent

**In use (period):** Yes, 2017, 2021

**Series' differences:** No changes

### VALUES AND FORMAT

- |   |                          |
|---|--------------------------|
| 1 | Severely limited         |
| 2 | Limited but not severely |
| 3 | Not limited at all       |

### FLAGS

- |    |  |
|----|--|
| 1  | Filled   |
| -1 | Missing  |
| -4 | Not applicable (person is more than 15 years old)      |
| -7 | Not applicable (year not equal 2017 or not equal 2021) |

### DESCRIPTION

The concept of the variable refers to the participation restriction through long-standing limitation (and its severity) in activities of a child of certain age (0 to 15 years old) because of health problems.

It measures a subjective assessment of whether the child is limited by any on-going physical, mental or emotional health problem, including disease or impairment compared with children of the same age. Consequences of injuries/accidents, congenital conditions and birth defects, etc., are all included.

Only the limitations directly caused by or related to one or more health problems are considered. Limitations due to financial, cultural or other none health-related causes should not be taken into account.

An activity is defined as: 'the performance of a task or action by an individual' and thus activity limitations are defined as 'the difficulties the individual experience in performing an activity'.

To identify existing limitations a reference is necessary and therefore the activity limitations of the child are assessed against typical activities in reference to that child's cohort. Activities cover all spectrums of activities: self-care and transportation, work or school, home and leisure activities.

The purpose of the variable is to measure the presence of long-standing limitations, as the consequences of such long-standing limitations (e.g. care, dependency) are more serious. Temporary or short-term limitations are excluded.

The period of at least the past 6 months is strictly related to the duration of the activity limitation and not to the duration of the health problem. The limitations must have started at least six months ago and still exist at the moment

of the interview. This means that a positive answer ("severely limited" or "limited but not severely") should be recorded only if the person is currently limited and has been limited in activities for at least the past 6 months.

New limitations which have not yet lasted 6 months but are expected to continue for more than 6 months shall not be taken into consideration, even if usual medical knowledge would suggest that the health problem behind a new limitation is very likely to continue for a long time or for the rest of the life of the respondent (such as for diabetes type 1). One reason is that in terms of activity limitation it may be possible to counteract at some point negative consequences for activity limitations by using assisting devices or personal assistance. The activity limitations of the same health problem may also depend on the individual person and circumstances, and only past experience can provide a safe answer.

The response categories include 3 levels to better differentiate severity of activity limitations: severely limited (severe limitations), limited but not severely (moderate limitations), not limited at all (no limitations).

'*Severely limited*' means that performing or accomplishing an activity which can normally be done by a child of the same age cannot be done or only done with extreme difficulty. Persons in this category usually cannot do the activity alone and (would) need help.

'*Limited but not severely*' means that performing or accomplishing an activity which can normally be done by a child of the same age can be done but only with some difficulties. Person in this category does not usually need help from other persons.

'*Not limited at all*' is also used in cases when a child cannot perform an activity or can perform it only with difficulties provided that the type of activity is beyond normal capability of children of that age.

Suggested question:

RCH020\_Q1: *Is [child's name] limited because of a health problem in activities most children of the same age usually do?*

*Would you say he/she is ...*

1. severely limited => go to RCH020\_Q2
2. limited but not severely, or => go to RCH020\_Q2
3. not limited at all? => go to next module/skip RCH020\_Q2

RCH020\_Q2: *Has [he/she] been limited for at least the past 6 months?*

1. Yes
2. No

Implementation guidelines:

The variable is intended to be collected about activity limitations of each child aged 0 - 15 years currently living in the household. In order to ensure higher comparability of results, proxy respondents should be used in all cases and these should be adult persons living in the same household as the child(ren), preferably parents or primary caregivers.

The question should clearly show that the reference is to the activities of children of the same age. Neither a list with examples of activities or specification of health concepts (e.g. physical and mental health) should be provided.

The model question for the variable should not to be filtered by any preceding question. It should preferably be collected together with other health status and disability-related variables. If the questionnaire includes more disability-related variables, this variable should be asked first.

In an interview mode, all possible answer categories should systematically be read to respondents.

Construction of RCH020 variable from the model questions answers:

RCH020 = 1 if RCH020\_Q1 = 1 and RCH020\_Q2 = 1

RCH020 = 2 if RCH020\_Q1 = 2 and RCH020\_Q2 = 1

RCH020 = 3 if RCH020\_Q1 = 3 or RCH020\_Q2 = 2

RCH020 = blank and RCH020\_F = -1 if RCH020\_Q1 = Missing or [(RCH020\_Q1 = 1 or 2) and (RCH020\_Q2 = Missing)]

## HCH010: UNMET NEED FOR MEDICAL EXAMINATION OR TREATMENT (CHILDREN)

**Topic and detailed topic:** Health: status and disability, access to, availability and use of health care and health determinants / Access to health care (Children)

**Variable type:** Every 3 years

**Unit:** All current household members not over 15 years old (age at the end of income reference period)

**Reference period:** Last 12 months

**Mode of collection:** Household respondent

**In use (period):** 2017, 2021

**Series' differences:** No changes

### VALUES AND FORMAT

- 1 Yes, there was at least one occasion where at least one of the children did not have a medical examination or treatment
- 2 No, the child(ren) had a medical examination or treatment each time it was needed

### FLAGS

- |    |  |
|----|--|
| 1  | Filled   |
| -1 | Missing  |
| -2 | Not applicable (none of the children really needed any medical examination or treatment) |
| -4 | Not applicable (no children aged 0-15 in the household)                                  |
| -7 | Not applicable (year not equal to 2017 or not equal to 2021)                             |

### DESCRIPTION

The aim of the variable is to collect information whether children in the household needed medical examination or treatment, but didn't get it, experienced a delay in getting it or did not seek for it.

Delay in getting care can be treated as unmet need if considered by respondents as important. However, a specification of time reference between the emerging need for the service and the time of having the service is not possible as for different health conditions/problems different time references would be needed. It is up to respondents to consider if the delay was too long and if they consider it as unmet need.

The variable holds for the whole group of children aged under 16. Even if only one child does not have the item, the whole group of children in the household are assumed not to have the item.

Medical care refers to individual health care services (examinations or treatments) provided by or under direct supervision of medical doctors (ISCO-08 code 221 group on general and specialist medical practitioners), traditional and complementary medical professionals (ISCO-08 code 2230) or equivalent professions according to national health care systems.

#### Included:

- health care provided for different purposes (curative, rehabilitative, long-term health care) and by different modes of provision (inpatient, outpatient, day, and home care)
- medical mental health care
- preventive medical services if perceived by respondents as important. For example, a national health care system guarantees regular preventive medical check-ups but the respondent is not able to make an appointment for his/her child and perceives the situation as jeopardizing the child's health.

#### Excluded:

- taking prescribed or non-prescribed drugs
- dental care.

### Model questions:

Introduction: The next questions are about the health care related services any of your children under the age of 16 used or wanted to use during the last 12 months. These are addressed at the household level.

HCH010\_Q1: *Was there any time during the past 12 months when [any of] your child[ren] really needed medical examination or treatment (excluding dental examination or treatment)?*

1. *Yes ([at least one of] my child[dren] really needed at least once medical examination or treatment) => go to HCH010\_Q2*

2. *No (my child did not need [none of my children needed] any medical examination or treatment) => go to HCH030\_Q1*

HCH010\_Q2: *Did your child[ren] have a medical examination or treatment each time it was really needed?*

1. *Yes (my child[ren] had a medical examination or treatment each time it[they] needed) => go to HCH030\_Q1*

2. *No (there was at least one occasion when [at least one of] my child[ren] did not have a medical examination or treatment) => go to HCH020\_Q1*

### Implementation guidelines:

In order to ensure that only relevant health-state-related needs (health problems) are taken into account (in situations perceived by respondent as worrying or possibly causing additional health problems or further significantly deteriorating his/her child's health), the question should include 'really' (...when (any of) your child(ren) really needed...).

Both 'examination and treatment' shall be asked as both terms might be perceived differently by the respondents and the intention is to include all contacts with medical professionals (including diagnostic and preventive check-ups).

Answer categories: The text in brackets following expressions Yes or No does not need to be read but can be used to clarify the answer if needed.

Depending on the national context, the model question can explicitly ask for exclusion of dental examination or treatment if there is a worry that respondents could consider it as part of medical care. This should especially be taken into account when questions on unmet needs for medical care are asked before questions on unmet needs for dental care.

No other questions related to unmet needs should be included before or between the model questions. The proposed order of the questions and answer categories should be followed.

Construction of HCH010 variable from the model questions answers:

HCH010 = 1 if HCH010\_Q1 = 1 and HCH010\_Q2 = 2

HCH010 = 2 if HCH010\_Q1 = 1 and HCH010\_Q2 = 1

HCH010 = blank and HCH010\_F = -2 if HCH010\_Q1 = 2.

## HCH020: MAIN REASON FOR UNMET NEED FOR MEDICAL EXAMINATION OR TREATMENT (CHILDREN)

**Topic and detailed topic:** Health: status and disability, access to, availability and use of health care and health determinants / Access to health care (Children)

**Variable type:** Every 3 years

**Unit:** All current household members not over 15 years old (age at the end of income reference period)

**Reference period:** Last 12 months

**Mode of collection:** Household respondent

**In use (period):** 2017, 2021

**Series' differences:** No changes

### VALUES AND FORMAT

- 1 Could not afford to (too expensive)
- 2 Waiting list
- 3 Could not take the time because of work, care of other children or of other people
- 4 Too far to travel or no means of transport
- 5 Other reason

### FLAGS

- 1 Filled
- 1 Missing
- 2 Not applicable (HCH010 not equal to 1 (includes HCH010=2, don't know refusal but not -4))
- 4 Not applicable (no children aged 0-15 in the household)
- 7 Not applicable (year not equal to 2017 or not equal to 2021)

### DESCRIPTION

The variable aims to collect information on what was the main reason for child not having medical examination or treatment when needed.

Suggested question

HCH020\_Q1: *What was the main reason for not having a medical examination or treatment?*

1. *Could not afford to (too expensive)*
2. *Waiting list or the time needed to obtain an appointment was too long*
3. *Could not take the time because of work, care of other children or of other persons*
4. *Too far to travel or no means of transportation*
5. *Other reason*

Implementation guidelines

This is a follow-up variable to HCH010 and should be located just after it.

It is recommended to follow the proposed order of the answer categories.

All the answer categories are recommended to be read during the interview (to be sure that the main reason is answered based on all possible options).

If answer "Other reason" is selected, it is recommended to ask an additional open-ended question: "Please specify"

and record the answer.

#### Explanations for the reasons of unmet needs:

- Could not afford to (too expensive): The issue on the perception of “Could not afford to (too expensive)” should be tackled in order to not to include interpretations about “*too expensive*” which are relative (more expensive than before, etc.) but relate only to the fact that the person could not pay the price, not having money enough for this. The fact that the price is not covered by an insurance fund is in particular an important element to be taken into account and coded under this answer category if the household could not afford to pay for the treatment/examination of the children.

Moreover, if the cost of transport to the medical examination/treatment was too expensive and therefore the need of treatment/examination was not met the category could not afford (too expensive) should be selected.

- Waiting list or the time needed to obtain an appointment was too long: This answer is to be used for children who were actually on a waiting list and, at the same time, were not helped even though the need for care was urgent, for children experiencing delay in getting appointment soon enough to meet their need of care, as well as for persons who were discouraged from seeking care for their children because of perceptions of the long waiting times.

Waiting time to see a doctor on day of appointment (the time spend in the waiting room) is excluded, being on waiting list for planned (non-urgent) care if the need is not seen as urgent.

- Too far to travel or no means of transportation:

Excluded: could not afford the cost of transport.



## HCH030: UNMET NEED FOR DENTAL EXAMINATION OR TREATMENT (CHILDREN)

**Topic and detailed topic:** Health: status and disability, access to, availability and use of health care and health determinants / Access to health care (Children)

**Variable type:** Every 3 years

**Unit:** All current household members not over 15 years old (age at the end of income reference period)

**Reference period:** Last 12 months

**Mode of collection:** Household respondent

**In use (period):** 2017, 2021

**Series' differences:** No changes

### VALUES AND FORMAT

- |   |  |
|---|--|
| 1 | Yes, there was at least one occasion where at least one of the children did not have a dental examination or treatment |
| 2 | No, the child(ren) had a dental examination or treatment each time it was needed                                       |

### FLAGS

- 1 Filled
- 1 Missing
- 2 Not applicable (none of the children really needed any dental examination or treatment)
- 4 Not applicable (no children aged 0-15 in the household)
- 7 Not applicable (year not equal to 2017 or not equal to 2021)

### DESCRIPTION

The aim of the variable is to collect information whether children in the household needed dental examination or treatment, but did not get it, experienced a delay in getting it or did not seek for it.

Delay in getting care can be treated as unmet need if considered by respondents as important. However, a specification of time reference between the emerging need for the service and the time of having the service is not possible as for different health conditions/problems different time references would be needed. It is up to respondents to consider if the delay was too long and if they consider it as unmet need.

The variable holds for the whole group of children aged under 16. Even if only one child does not have the item, the whole group of children in the household are assumed not to have the item.

Dental care refers to individual health care services (examination or treatment) provided by or under direct supervision of stomatologists (dentists) (ISCO-08 code 2261).

**Included:** - health care provided by orthodontists - preventive dental services if perceived by respondents as important. For example, a national health care system guarantees regular preventive dental check-ups but the respondent is not able to make an appointment for his/her child and perceives the situation as jeopardizing the child's health.

**Excluded:**

- taking prescribed or non-prescribed drugs - medical care.

Suggested questions:

HCH030\_Q1: *Was there any time during the past 12 months when [any of] your child[ren] really needed dental examination or treatment?*

1. Yes (*[at least one of] my child[ren] really needed at least once dental examination or treatment*) => go to HCH030\_Q2

2. No (*my child did not need [none of my children needed] any dental examination or treatment*) => go to next module/skip the next variable HCH040

HCH030\_Q2: *Did your child[ren] have a dental examination or treatment each time it was really needed?*

1. Yes (*my child[ren] had a dental examination or treatment each time it[they] needed*) => go to the next module

2. No (*there was at least one occasion when [at least one of] my child[ren] did not have a dental examination or treatment*) => HCH040\_Q1

Implementation guidelines:

In order to ensure that only relevant dental health needs are taken into account (in situations perceived by respondent as worrying or possibly causing additional health problems or further significantly deteriorating his/her child's health), the question should include 'really' (...when (any of) your child(ren) really needed...).

Both 'examination and treatment' shall be asked as both terms might be perceived differently by the respondents and the intention is to include all contacts with dental professionals (including diagnostic and preventive check-ups).

Answer categories: The text in brackets following expressions Yes or No does not need to be read but can be used to clarify the answer if needed.

The proposed order of the questions and answer categories should be followed.

Construction of HCH030 variable from the model questions answers:

HCH030 = 1 if HCH030\_Q1 = 1 and HCH030\_Q2 = 2

HCH030 = 2 if HCH030\_Q1 = 1 and HCH030\_Q2 = 1

HCH030 = blank and HCH030\_F = -2 if HCH030\_Q1 = 2

## HCH040: MAIN REASON FOR UNMET NEED FOR DENTAL EXAMINATION OR TREATMENT (CHILDREN)

**Topic and detailed topic:** Health: status and disability, access to, availability and use of health care and health determinants / Access to health care (Children)

**Variable type:** Every 3 years

**Unit:** All current household members not over 15 years old (age at the end of income reference period)

**Reference period:** Last 12 months

**Mode of collection:** Household respondent

**In use (period):** 2017, 2021

**Series' differences:** No changes

### VALUES AND FORMAT

- |   |  |
|---|--|
| 1 | Could not afford to (too expensive)  |
| 2 | Waiting list   |
| 3 | Could not take the time because of work, care of other children or of other people |
| 4 | Too far to travel or no means of transport   |
| 5 | Other reason   |

### FLAGS

- |    |  |
|----|--|
| 1  | Filled   |
| -1 | Missing  |
| -2 | Not applicable (HCH030 not equal to 1 (includes HCH030=2, don't know, refusal but not -4)) |
| -4 | Not applicable (no children aged 0-15 in the household)                                    |
| -7 | Not applicable (year not equal to 2017 or not equal to 2021)                               |

### DESCRIPTION

The variable aims to collect information on what was the main reason for child not having dental examination or treatment when needed.

Suggested question:

It is recommended that the question is implemented in the following way:

HCH040\_Q1: *What was the main reason for not having a dental examination or treatment?*

1. *Could not afford to (too expensive)*
2. *Waiting list or the time needed to obtain an appointment was too long*
3. *Could not take the time because of work, care of other children or of other persons*
4. *Too far to travel or no means of transportation*
5. *Other reason*

Implementation guidelines

This is a follow-up variable to HCH030 and should be located just after it.

It is recommended to follow the proposed order of the answer categories.

All the answer categories are recommended to be read during the interview (to be sure that the main reason is answered based on all possible options).

When several occasions of unmet needs occurred during the reference period, the respondent should consider the

case with perceived most severe (possible) consequences for the health of the child(ren). If it is difficult or not possible to distinguish between different occasions of unmet needs, the latest occasion should be taken into account.

If answer “*Other reason*” is selected, it is recommended to ask an additional open-ended question: “Please specify” and record the answer.

Explanations for the reasons of unmet needs:

- *Could not afford to (too expensive)*: The issue on the perception of “Could not afford to (too expensive)” should be tackled in order to not to include interpretations about “too expensive” which are relative (more expensive than before, etc.) but relate only to the fact that the person could not pay the price, not having enough money for this. The fact that the price is not covered by an insurance fund is in particular an important element to be taken into account and coded under this answer category if the household could not afford to pay for the treatment/examination of the children.

Moreover, if the cost of transport to the dental examination/treatment was too expensive and therefore the need for treatment/examination was not met the category could not afford (too expensive) should be selected.

- *Waiting list* or the time needed to obtain an appointment was too long: this answer is to be used for children who were actually on a waiting list and, at the same time, were not helped even though the need for care was urgent, for children experiencing delay in getting appointment soon enough to meet their need of care, as well as for persons who were discouraged from seeking care for their children because of perceptions of the long waiting times. Excluded: waiting time to see a dentist on day of appointment (the time spent in the waiting room), being on waiting list for planned (non-urgent) care if the need is not seen as urgent.

- *Too far to travel or no means of transportation*:

Excluded: could not afford the cost of transport.

## Children-specific deprivation

Detailed topic	Variable identifier	Variable name
<b>Children-specific deprivation</b>  <b>13 variables (collected every 3 years)</b>	HD100	Some new (not second-hand) clothes
	HD110	Two pairs of properly fitting shoes (including a pair of all-weather shoes)
	HD120	Fruits and vegetables once a day
	HD140	One meal with meat, chicken or fish (or vegetarian equivalent) at least once a day
	HD150	Books at home suitable for their age
	HD160	Outdoor leisure equipment
	HD170	Indoor games
	HD180	Regular leisure activity
	HD190	Celebrations on special occasions
	HD200	Invite friends round to play or eat from time to time
	HD210	Participate in school trips and school events that cost money
	HD220	Suitable place to study or do homework
	HD240	Go on holiday away from home at least one week per year

## HD100: SOME NEW (NOT SECOND-HAND) CLOTHES

**Topic and detailed topic:** Living conditions, including material deprivation, housing, living environment, access to services / Children-specific deprivation

**Variable type:** Every 3 years

**Unit:** All current household members 0-15 years old (age at the end of income reference period)

**Reference period:** Current

**Mode of collection:** Household respondent

**In use (period):** 2009, 2014, 2021

**Series' differences:** Yes 2021 (Age reference, has been reduced from '1' to '0' years old)

### VALUES AND FORMAT

1	Yes
2	No, household cannot afford it
3	No, other reason

### FLAGS

1	Filled
-1	Missing
-4	Not applicable (no children aged between 0 and 15)
-7	Not applicable (HB010 not equal to 2009 or 2014 or 2021)

### DESCRIPTION

The variable collects information for all children aged between 0 and 15 in the household. If there are no children aged between 0 and 15 in the household, the flag "-4" should be used.

Even if only one child does not have the item, all children in the household are assumed not to have the item. Even if only one child does not have the item because the household cannot afford it, then the answer category should be "*No - household cannot afford it*". It has to be noted that the concept of enforced lack is used, i.e. children are considered deprived if the items cannot be afforded for financial reasons.

#### Clothes

The focus is on the affordability for the child to have some new clothes. Not all clothes must be new, some can be second-hand. This is particularly the case for young children. The variable refers to worn out clothes, not to old-fashioned ones.

In EU-SILC, information on children are not collected from the children themselves but from the adult answering the "household questionnaire" (household respondent).

Suggested question:

*Can you tell me whether all the children (aged between 0 and 15) in your household have some new (not second-hand) clothes?*

1	Yes
2	No, household cannot afford it
3	No, other reason

## HD110: TWO PAIRS OF PROPERLY FITTING SHOES (INCLUDING A PAIR OF ALL-WEATHER SHOES)

**Topic and detailed topic:** Living conditions, including material deprivation, housing, living environment, access to services / Children-specific deprivation

**Variable type:** Every 3 years

**Unit:** All current household members 0-15 years old (age at the end of income reference period)

**Reference period:** Current

**Mode of collection:** Household respondent

**In use (period):** 2009, 2014, 2021

**Series' differences:** Yes, 2021 (Age reference, has been reduced from '1' to '0' years old)

### VALUES AND FORMAT

1	Yes
2	No, household cannot afford it
3	No, other reason

### FLAGS

1	Filled
-1	Missing
-4	Not applicable (no children aged between 0 and 15)
-7	Not applicable (HB010 not equal to 2009 or 2014 or 2021)

### DESCRIPTION

The variable collects information for all children aged between 0 and 15 in the household. If there are no children aged between 0 and 15 in the household, the flag "-4" should be used.

Even if only one child does not have the item, the whole group of children in the household are assumed not to have the item. Even if only one child does not have the item because the household cannot afford it, then the answer category should be "*No - household cannot afford it*". It has to be noted that the concept of enforced lack is used, i.e. children are considered deprived if the items cannot be afforded for financial reasons.

#### Shoes

The concept of shoes has to be understood in a broad sense. It could include boots, sandals, etc. according to the climatic conditions of the concerned country.

While, all-weather shoes could be defined as any daily life shoes with the exception of sandals and boots.

Suggested question:

*Can you tell me whether all the children (aged between 0 and 15) in your household have two pairs of properly fitting shoes (including a pair of all-weather shoes)?*

1	Yes
2	No, household cannot afford it
3	No, other reason

## HD120: FRUITS AND VEGETABLES ONCE A DAY

**Topic and detailed topic:** Living conditions, including material deprivation, housing, living environment, access to services / Children-specific deprivation

**Variable type:** Every 3 years

**Unit:** All current household members 0-15 years old (age at the end of income reference period)

**Reference period:** Current

**Mode of collection:** Household respondent

**In use (period):** 2009, 2014, 2021

**Series' differences:** Yes, 2021 (Age reference, has been reduced from '1' to '0' years old)

### VALUES AND FORMAT

1	Yes
2	No, household cannot afford it
3	No, other reason

### FLAGS

1	Filled
-1	Missing
-4	Not applicable (no children aged between 0 and 15)
-7	Not applicable (HB010 not equal to 2009 or 2014 or 2021)

### DESCRIPTION

The variable collects information for all children aged between 0 and 15 in the household. If there are no children aged between 0 and 15 in the household, the flag "-4" should be used.

Even if only one child does not have the item, the whole group of children in the household are assumed not to have the item. Even if only one child does not have the item because the household cannot afford it, then the answer category should be "*No - household cannot afford it*". It has also to be noted that the concept of enforced lack is used, i.e. children are considered deprived if the items cannot be afforded for financial reasons.

The children of the household don't have to eat their fruits and vegetables at the same time; they don't have to share the same food. The fruits and vegetables can be eaten at different time and/or place and can be fresh or frozen. Canned fruits and vegetables should be excluded. **Fruit and vegetable juices should be excluded.**

In EU-SILC, data relating to the living conditions of children are not collected from the children themselves but from the adult answering the "household questionnaire" (household respondent). If in a given household at least one child does not have an item, it is then assumed that all the children belonging to that household lack that item.

*Warning:* This variable partially differs from the 2009 module variable HD120

- "*Fresh fruits and vegetables once a day*" due to the inclusion of frozen food **and exclusion of both fruit and vegetable juices** (but canned fruits and vegetables are still excluded).

Suggested question:

*Can you tell me whether all the children (aged between 0 and 15) in your household have fruits and vegetables once a day?*

1	Yes
2	<i>No, household cannot afford it</i>
3	<i>No, other reason</i>



## HD140: ONE MEAL WITH MEAT, CHICKEN OR FISH (OR VEGETARIAN EQUIVALENT) AT LEAST ONCE A DAY

**Topic and detailed topic:** Living conditions, including material deprivation, housing, living environment, access to services / Children-specific deprivation

**Variable type:** Every 3 years

**Unit:** All current household members 0-15 years old (age at the end of income reference period)

**Reference period:** Current

**Mode of collection:** Household respondent

**In use (period):** 2009, 2014, 2021

**Series' differences:** Yes, 2021 (Age reference, has been reduced from '1' to '0' years old)

### VALUES AND FORMAT

1	Yes
2	No, household cannot afford it
3	No, other reason

### FLAGS

1	Filled
-1	Missing
-4	Not applicable (no children aged between 0 and 15)
-7	Not applicable (HB010 not equal to 2009 or 2014 or 2021)

### DESCRIPTION

The variable collects information for all children aged between 0 and 15 in the household. If there are no children aged between 0 and 15 in the household, the flag "-4" should be used.

Even if only one child does not have the item, the whole group of children in the household are assumed not to have the item. Even if only one child does not have the item because the household cannot afford it, then the answer category should be "*No - household cannot afford it*". It has to be noted that the concept of enforced lack is used, i.e. children are considered deprived if the items cannot be afforded for financial reasons.

In EU-SILC, data relating to the living conditions of children are not collected from the children themselves but from the adult answering the "household questionnaire" (household respondent). If in a given household at least one child does not have an item, it is then assumed that all the children belonging to that household lack that item.

All children of the household do not have to eat meat, chicken or fish at the same time; they do not have to share the same food. The meat, chicken or fish can be eaten at different time and/or place.

Suggested question:

*Can you tell me whether all the children (aged between 0 and 15) in your household have a meal with meat, chicken or fish (or vegetarian equivalent) at least once a day?*

1	Yes
2	<i>No, household cannot afford it</i>
3	<i>No, other reason</i>

## HD150: BOOKS AT HOME SUITABLE FOR THEIR AGE

**Topic and detailed topic:** Living conditions, including material deprivation, housing, living environment, access to services / Children-specific deprivation

**Variable type:** Every 3 years

**Unit:** All current household members 0-15 years old (age at the end of income reference period)

**Reference period:** Current

**Mode of collection:** Household respondent

**In use (period):** 2009, 2014, 2021

**Series' differences:** Yes, 2021 (Age reference, has been reduced from '1' to '0' years old)

### VALUES AND FORMAT

1	Yes
2	No – household cannot afford it
3	No – other reason

### FLAGS

1	Filled
-1	Missing
-4	Not applicable (no children aged between 0 and 15)
-7	Not applicable (HB010 not equal to 2009 or 2014 or 2021)

### DESCRIPTION

The variable collects information for all children aged between 0 and 15 in the household. If there are no children aged between 0 and 15 in the household, the flag "-4" should be used.

Even if only one child does not have the item, the whole group of children in the household are assumed not to have the item. Even if only one child does not have the item because the household cannot afford it, then the answer category should be "*No - household cannot afford it*". It has to be noted that the concept of enforced lack is used, i.e. children are considered deprived if the items cannot be afforded for financial reasons.

In EU-SILC, data relating to the living conditions of children are not collected from the children themselves but from the adult answering the "household questionnaire" (household respondent). If in a given household at least one child does not have an item, it is then assumed that all the children belonging to that household lack that item.

#### Suitable book

"*Books suitable for the age*" means that the books are adapted to the age and the level of knowledge of the child. School books are not to be taken into account.

Lower age range for children, 0 to 15 years old compared to 2014.

Suggested question:

*Can you tell me whether all the children (aged between 0 and 15) in your household have books at home suitable for their age?*

1	Yes
2	<i>No, household cannot afford it</i>
3	<i>No, other reason</i>

## HD160: OUTDOOR LEISURE EQUIPMENT

**Topic and detailed topic:** Living conditions, including material deprivation, housing, living environment, access to services / Children-specific deprivation

**Variable type:** Every 3 years

**Unit:** All current household members 0-15 years old (age at the end of income reference period)

**Reference period:** Current

**Mode of collection:** Household respondent

**In use (period):** 2009, 2014, 2021

**Series' differences:** Yes, 2021 (Age reference, has been reduced from '1' to '0' years old)

### VALUES AND FORMAT

1	Yes
2	No – household cannot afford it
3	No – other reason

### FLAGS

1	Filled
-1	Missing
-4	Not applicable (no children aged between 0 and 15)
-7	Not applicable (HB010 not equal to 2009 or 2014 or 2021)

### DESCRIPTION

The variable collects information for all children aged between 0 and 15 in the household. If there are no children aged between 0 and 15 in the household, the flag "-4" should be used.

Even if only one child does not have the item, the whole group of children in the household is assumed not to have it. Even if only one child does not have the item because the household cannot afford it, then the answer category should be "*No - cannot afford it*". It has to be noted that the concept of enforced lack is used, i.e. children are considered deprived if the items cannot be afforded for financial reasons.

In EU-SILC, data relating to the living conditions of children are not collected from the children themselves but from the adult answering the "household questionnaire" (household respondent). If in a given household at least one child does not have an item, it is then assumed that all the children belonging to that household lack that item.

The answer modalities cover the following situations:

- 1: there is at least one outdoor leisure equipment (like a bicycle, roller skates, racket, etc.) for each child of the household, which is adapted to his/her age and physical conditions;
- 2: at least one child does not have it because the household cannot afford it (enforced lack). "Enforced lack" implies that the item is something that each child in the household would like to have / to do it, but the household cannot afford;
- 3: at least one child does not have the item for other reasons.

In addition, it is not strictly required that all children in the household have leisure equipment/games of their own.

Suggested question: *Can you tell me whether all the children (aged between 0 and 15) in your household have outdoor leisure equipment (bicycle, roller skates, etc.)?*

1	Yes
2	No, household cannot afford it
3	No, other reason

## HD170: INDOOR GAMES

**Topic and detailed topic:** Living conditions, including material deprivation, housing, living environment, access to services / Children-specific deprivation

**Variable type:** Every 3 years

**Unit:** All current household members 0-15 years old (age at the end of income reference period)

**Reference period:** Current

**Mode of collection:** Household respondent

**In use (period):** 2009, 2014, 2021

**Series' differences:** Yes, 2021 (Age reference, has been reduced from '1' to '0' years old)

### VALUES AND FORMAT

1	Yes
2	No – household cannot afford it
3	No – other reason

### FLAGS

1	Filled
-1	Missing
-4	Not applicable (no children aged between 0 and 15)
-7	Not applicable (HB010 not equal to 2009 or 2014 or 2021)

### DESCRIPTION

The variable collects information for all children aged between 0 and 15 in the household. If there are no children aged between 0 and 15 in the household, the flag "-4" should be used.

Even if only one child does not have the item, the whole group of children in the household are assumed not to have the item. Even if only one child does not have the item because the household cannot afford it, then the answer category should be "*No - household cannot afford it*". It has to be noted that the concept of enforced lack is used, i.e. children are considered deprived if the items cannot be afforded for financial reasons.

In EU-SILC, data relating to the living conditions of children are not collected from the children themselves but from the adult answering the "household questionnaire" (household respondent). If in a given household at least one child does not have an item, it is then assumed that all the children belonging to that household lack that item.

The answer modalities cover the following situations:

- 1: there is at least one indoor game (educational baby toys, building blocks, board games, computer games, etc.) for each child of the household, which is adapted to his/her age and physical conditions;
- 2: at least one child does not have it because the household cannot afford it (enforced lack). "Enforced lack" implies that the item is something that each child in the household would like to have / to do it, but the household cannot afford;
- 3: at least one child does not have the item for other reasons.

In addition, it is not strictly required that all children in the household have leisure equipment/games of their own.

Suggested question:

*Can you tell me whether all the children (aged between 0 and 15) in your household have indoor games (educational baby toys, building blocks, board games, computer games, etc.)?*

- |   |                                |
|---|--------------------------------|
| 1 | Yes                            |
| 2 | No, household cannot afford it |
| 3 | No, other reason               |

## HD180: REGULAR LEISURE ACTIVITY

**Topic and detailed topic:** Living conditions, including material deprivation, housing, living environment, access to services / Children-specific deprivation

**Variable type:** Every 3 years

**Unit:** All current household members 0-15 years old (age at the end of income reference period)

**Reference period:** Current

**Mode of collection:** Household respondent

**In use (period):** 2009, 2014, 2021

**Series' differences:** Yes, 2021 (Age reference, has been reduced from '1' to '0' years old)

### VALUES AND FORMAT

1	Yes
2	No – household cannot afford it
3	No – other reason

### FLAGS

1	Filled
-1	Missing
-4	Not applicable (no children aged between 0 and 15)
-7	Not applicable (HB010 not equal to 2009 or 2014 or 2021)

### DESCRIPTION

The variable collects information for all children aged between 0 and 15 in the household. If there are no children aged between 0 and 15 in the household, the flag "-4" should be used.

Even if only one child does not have the item, the whole group of children in the household are assumed not to have the item. Even if only one child does not have the item because the household cannot afford it, then the answer category should be "*No - household cannot afford it*". It has to be noted that the concept of enforced lack is used, i.e. children are considered deprived if the items cannot be afforded for financial reasons.

In EU-SILC, data relating to the living conditions of children are not collected from the children themselves but from the adult answering the "household questionnaire" (household respondent). If in a given household at least one child does not have an item, it is then assumed that all the children belonging to that household lack that item.

#### Regular

The term "regular" is linked to the considered activity(ies) and is to be self-defined by the household respondent. However, a "yes" answer should imply that leisure activities (all together) are done several times per year.

#### Leisure activity

The considered activity(ies) should occur outside home. This(these) would cost some money for entrance and/or travel costs (e.g. swimming), for purchase costs (e.g. riding a bicycle) or for participating costs in an organised play events (e.g. football club fees). The formal organisation of activities is not an important element.

Suggested question:

*Can you tell me whether all the children (aged between 0 and 15) in your household participate in a regular leisure activity (swimming, playing an instrument, youth organisations, etc.)?*

- |   |                                |
|---|--------------------------------|
| 1 | Yes                            |
| 2 | No, household cannot afford it |
| 3 | No, other reason               |

## HD190: CELEBRATION ON SPECIAL OCCASIONS

**Topic and detailed topic:** Living conditions, including material deprivation, housing, living environment, access to services / Children-specific deprivation

**Variable type:** Every 3 years

**Unit:** All current household members 0-15 years old (age at the end of income reference period)

**Reference period:** Current

**Mode of collection:** Household respondent

**In use (period):** 2009, 2014, 2021

**Series' differences:** Yes, 2021 (Age reference, has been reduced from '1' to '0' years old)

### VALUES AND FORMAT

1	Yes
2	No – household cannot afford it
3	No – other reason

### FLAGS

1	Filled
-1	Missing
-4	Not applicable (no children aged between 0 and 15)
-7	Not applicable (HB010 not equal to 2009 or 2014 or 2021)

### DESCRIPTION

The variable collects information for all children aged between 0 and 15 in the household. If there are no children aged between 0 and 15 in the household, the flag "-4" should be used.

It refers to birthdays, name days, religious events (for children).

Even if only one child does not have the item, the whole group of children in the household are assumed not to have the item. Even if only one child does not have the item because the household cannot afford it, then the answer category should be "*No - household cannot afford it*".

It has to be noted that the concept of enforced lack is used, i.e. children are considered deprived if the items cannot be afforded for financial reasons.

In EU-SILC, data relating to the living conditions of children are not collected from the children themselves but from the adult answering the "household questionnaire" (household respondent). If in a given household at least one child does not have an item, it is then assumed that all the children belonging to that household lack that item.

Suggested question:

*Can you tell me whether all the children (aged between 0 and 15) in your household have celebrations on special occasions (birthdays, name days, religious events)?*

1	Yes
2	<i>No, household cannot afford it</i>
3	<i>No, other reason</i>



## HD200: INVITE FRIENDS ROUND TO PLAY OR EAT FROM TIME TO TIME

**Topic and detailed topic:** Living conditions, including material deprivation, housing, living environment, access to services / Children-specific deprivation

**Variable type:** Every 3 years

**Unit:** All current household members 0-15 years old (age at the end of income reference period)

**Reference period:** Current

**Mode of collection:** Household respondent

**In use (period):** 2009, 2014, 2021

**Series' differences:** Yes, 2021 (Age reference, has been reduced from '1' to '0' years old)

### VALUES AND FORMAT

1	Yes
2	No, household cannot afford it
3	No, other reason

### FLAGS

1	Filled
-1	Missing
-4	Not applicable (no children aged between 0 and 15)
-7	Not applicable (HB010 not equal to 2009 or 2014 or 2021)

### DESCRIPTION

The variable collects information for all children aged between 0 and 15 in the household. If there are no children aged between 0 and 15 in the household, the flag "-4" should be used.

Even if only one child does not have the item, the whole group of children in the household are assumed not to have the item. Even if only one child does not have the item because the household cannot afford it, then the answer category should be "*No - household cannot afford it*".

It has to be noted that the concept of enforced lack is used, i.e. children are considered deprived if the items cannot be afforded for financial reasons.

In EU-SILC, data relating to the living conditions of children are not collected from the children themselves but from the adult answering the "household questionnaire" (household respondent). If in a given household at least one child does not have an item, it is then assumed that all the children belonging to that household lack that item.

#### Invite round to play and eat

Invitations mostly take place at home but external activities are to be considered as well.

Suggested question:

*Can you tell me whether all the children (aged between 0 and 15) in your household invite friends round for playing or eating from time to time?*

1	Yes
2	No, household cannot afford it
3	No, other reason

## HD210: PARTICIPATE IN SCHOOL TRIPS AND SCHOOL EVENTS THAT COST MONEY

**Topic and detailed topic:** Living conditions, including material deprivation, housing, living environment, access to services / Children-specific deprivation

**Variable type:** Every 3 years

**Unit:** All current household members 0-15 years old (age at the end of income reference period)

**Reference period:** Current

**Mode of collection:** Household respondent

**In use (period):** 2009, 2014, 2021

**Series' differences:** Yes, 2021 (Age reference, has been reduced from '1' to '0' years old)

### VALUES AND FORMAT

1	Yes
2	No, household cannot afford it
3	No, other reason

### FLAGS

1	Filled
-1	Missing
-2	Not applicable (no children attending school)
-4	Not applicable (no children aged between 0 and 15)
-7	Not applicable (HB010 not equal to 2009 or 2014 or 2021)

### DESCRIPTION

The variable collects information for all children aged between 0 and 15 in the household. If there are no children aged between 0 and 15 in the household, the flag "-4" should be used.

If there are children aged between 0 and 15 but not attending school, the flag value "-2" should be used.

If the interview occurs during school holidays, please refer to the school period.

Even if only one child does not have the item, the whole group of children in the household are assumed not to have the item. Even if only one child does not have the item because the household cannot afford it, then the answer category should be "*No - household cannot afford it*".

The item is collected only in households with at least one child attending school (school trips). Children living in households where no child is attending school, by definition, do not lack the item. The information is not collected from the children themselves but from the adult answering the "household questionnaire" (household respondent). If in a given household at least one child does not have an item, it is then assumed that all the children belonging to that household lack that item.

Only activities organised by school are concerned.

Suggested question:

*Can you tell me whether all the children (aged between 0 and 15) attending school in your household participate in school trips and school events that cost money?*

## HD220: SUITABLE PLACE TO STUDY OR DO HOMEWORK

**Topic and detailed topic:** Living conditions, including material deprivation, housing, living environment, access to services / Children-specific deprivation

**Variable type:** Every 3 years

**Unit:** All current household members not over 15 years old (household level)

**Reference period:** Current

**Mode of collection:** Household respondent

**In use (period):** 2009, 2014, 2021

**Series' differences:** Yes, 2021 (Age reference, has been reduced from '1' to '0' years old)

### VALUES AND FORMAT

1	Yes
2	No, household cannot afford it
3	No, other reason

### FLAGS

1	Filled
-1	Missing
-2	Not applicable (no children attending school)
-4	Not applicable (no children aged between 0 and 15)
-7	Not applicable (HB010 not equal to 2009 or 2014 or 2021)

### DESCRIPTION

The variable collects information for all children aged between 0 and 15 in the household. If there are no children aged between 0 and 15 in the household, the flag "-4" should be used.

If there are children aged between 0 and 15 but not attending school, the flag value "-2" should be used.

If the interview occurs during school holidays, please refer to the school period.

Even if only one child does not have the item, the whole group of children in the household are assumed not to have the item.

The item is collected only in households with at least one child attending school with the need to study or do homework. Children living in households where no child is attending school, by definition, do not lack the item. The information is not collected from the children themselves but from the adult answering the "household questionnaire" (household respondent). If in a given household at least one child does not have an item, it is then assumed that all the children belonging to that household lack that item.

A suitable place to study or do homework means a silent place with enough space and light.

The place is to be at home and not in a different place e.g. a library.

The age range compared to 2014 is lower, 0 to 15 years old. Also, the modalities are changed from 'yes' and 'no', used in 2014.

Suggested question:

*Can you tell me whether all the children (aged between 0 and 15) attending school in your household have a suitable place to study or do homework?*

## HD240: GO ON HOLIDAY AWAY FROM HOME AT LEAST ONE WEEK PER YEAR

**Topic and detailed topic:** Living conditions, including material deprivation, housing, living environment, access to services / Children-specific deprivation

**Variable type:** Every 3 years

**Unit:** All current household members 0-15 years old (age at the end of income reference period)

**Reference period:** Current

**Mode of collection:** Household respondent

**In use (period):** 2009, 2014, 2021

**Series' differences:** Yes, 2021 (Age reference, has been reduced from '1' to '0' years old)

### VALUES AND FORMAT

1	Yes
2	No, household cannot afford it
3	No, other reason

### FLAGS

1	Filled
-1	Missing
-4	Not applicable (no children aged between 0 and 15)
-7	Not applicable (HB010 not equal to 2009 or 2014 or 2021)

### DESCRIPTION

The variable collects information for all children aged between 0 and 15 in the household. If there are no children aged between 0 and 15 in the household, the flag "-4" should be used.

Even if only one child does not have the item, the whole group of children in the household are assumed not to have the item. Even if only one child does not have the item because the household cannot afford it, then the answer category should be "*No - household cannot afford it*".

All children of the household don't have to go on holidays all together and at the same time. If every child of the household goes on holidays away from home at least one week per year, the answer should be "Yes" whatever the context is (holidays with family, relatives, friends, youth organisation, school trip, etc.).

If there is in the household a child who doesn't go on holidays because of health problems and that the household can afford to pay holidays for all its children, then the answer should be "*No - other reason*".

Week: "*One week*" means 7 days.

**Warning:** Slight change compared to the 2009 module variable HD240: Go on holiday away from home at least 1 week per year – the variable refers to children aged between 0 and 15 while in 2009 it referred to children aged under 16 at the end of income reference period.

**Warning:** Slight change compared to the 2009 module variable HD240: Go on holiday away from home at least 1 week per year – the variable refers to children aged between 0 and 15 (at the moment of interview) while in 2009 and 2021, it referred to children aged under 16 at the end of reference income period. Additionally, the definition of "holidays away from home" is exactly the same as for the variable HS040 i.e. it covers holidays in the second dwellings and holidays spent with family or friends.

The age range compared to 2014 is lower, 0 to 15 years old.

Suggested question:

*Can you tell me whether all the children (aged between 0 and 15) in your household go on holiday away from home at least 1 week per year including stays in a second dwelling or with friends/relatives?*

# AD-HOC SUBJECT MODULE 2021

---

## LIVING ARRANGEMENTS AND CONDITIONS OF CHILDREN IN SEPARATED AND BLENDED FAMILIES

According to IESS regulation, Article 5.3, Member States shall aim to extend, within the scope of this Regulation, the coverage of data collections to observation units that do not belong to private households, provided that the data transmitted allows the identification of such observation units, and of the persons concerned who usually reside in that Member State.

The information for the module should be obtained by personal interviews. If the Member State uses selected respondent model, the information for the module should be obtained from the selected respondent. For variables at P-level the information could be collected exceptionally from the selected respondent (as proxy) even when concerns other household members.

The age of child/children refers to the age at the time of the interview. Age should be defined as RB082.

### HK010: NUMBER OF CHILDREN WHO ARE HOUSEHOLD MEMBERS AND WHOSE OTHER PARENT LIVES OUTSIDE THE HOUSEHOLD

**Topic and detailed topic:** Module/Living arrangements and conditions of children in separated and recomposed families

**Variable type:** ad-hoc subject module 2021

**Unit:** Household

**Reference period:** Current

**Mode of collection:** Household respondent

**In use (period):** New, 2021 only (policy needs module)

**Series' differences:** Not applicable

#### VALUES AND FORMAT

0-99                      Number

#### FLAGS

1	Filled
-1	Missing
-2	Not applicable (no children aged 0-17 in the household)
-7	Not applicable (HB010 not equal to 2021)

#### DESCRIPTION

The variable aims to collect information on number children who are household members and have one of their parents being part of a different household.

In this variable a child is defined as a person aged 0-17.

Information on how to define a usual residence for a child is provided in Article 4.3 of Common concepts Regulation. When a dependent child is alternating between two places of residence, where the child spends an equal amount of time with both legal guardians or parents, the place where the child is found at the reference date (as defined for a specific data collection) shall be considered as their usual residence. The usual place of residence shall be the place of residence of the legal guardian or the parent who receives the child benefits, or, the place of residence of the legal guardian or the parent who contributes more towards the child-related costs. In case of longitudinal data collections, the children alternating between two places of residence shall be considered at the same place of residence over different data collection waves, unless there was a change in life situation.

The variable should be collected for the following:

- Children whose mother is not a household member and father who is a household member;
- Children whose father is not a household member and mother who is a household member;
- Children living with one of the parents but they don't know the other one;

It excludes:

- Children who are household members and whose both parents live inside;
- Children who are household members and are living with one of the parents (either mother or father) and the other parent has died;
- Children living with grandparents, uncle/aunt, or other relatives but don't know or don't have the father and mother living in the household.

The '0' value should be recorded when none of the household members have children who are household members and whose parent is a member of a different household.

If there are no children in the household aged 0-17 years old then the flag '-2 not applicable' should be filled.

Suggested question:

*Q1. Do any children (aged 0-17) living in your household (being a household member) have a parent who lives outside the household (who is not a household member)?*

*1-Yes>>go to Q2 (Number)*

*2- No>> Skip to HK020*

*Q2. How many children (aged 0-17) who are household members have the other parent lives outside the household? \_\_\_\_\_(number)*

## HK020: NUMBER OF CHILDREN WHO ARE NOT HOUSEHOLD MEMBERS AND WHOSE PARENT LIVES INSIDE THE HOUSEHOLD

**Topic and detailed topic:** Module/Living arrangements and conditions of children in separated and recomposed families

**Variable type:** ad-hoc subject module 2021

**Unit:** Household

**Reference period:** Current

**Mode of collection:** Household respondent

**In use (period):** New, 2021 only (policy needs module)

**Series' differences:** Not applicable

### VALUES AND FORMAT

0-99          Number

### FLAGS

1	Filled
-1	Missing
-7	Not applicable (HB010 not equal to 2021)

### DESCRIPTION

This variable collects information on the number of children whose parent (one or both) are members of the interviewed household but the child is not a household member.

In this variable a child is defined as a person aged 0-17.

**It includes:**

- Children whose mother is a household member but they are living with the father outside the household;
- Children whose father is a household member -but they are living with the mother outside the household;
- Children who have one or both parents inside the household but they live outside the household (e.g. with grandparents).

**It excludes:**

- Children who are household members;;
- Children who passed away;
- Children whose parents are household members and the child lives away from home for educational or health reasons e.g. is in boarding school.

The focus of the variable is to define if at least one adult in the household has children (aged 0-17) who do not live permanently with him/her, either because:

- his/her children spent some days inside the household but mainly reside with another parent in a different household, or
- his/her children reside outside of the household.



The value '0' should be coded when none of the household members has children (0-17) who live permanently outside the household with another parent.

Suggested question:

*Q1. Do any household members have children (age 0-17) who live outside the household (not household members)?*

*1-Yes>>go to Q2 (Number)*

*2- No>> Skip to next question*

*Q2 . How many children (age 0-17) who are not household members have the other parent living inside the household? \_\_\_\_\_(number)*

## PK010: HOUSEHOLD MEMBER HAS CHILDREN WHO ARE NOT HOUSEHOLD MEMBERS

**Topic and detailed topic:** Module/Living arrangements and conditions of children in separated and recomposed families

**Variable type:** ad-hoc subject module 2021

**Unit:** All current household members aged 16 years and over

**Reference period:** Current

**Mode of collection:** Household respondent

**In use (period):** New, 2021 only (policy needs module)

**Series' differences:** Not applicable

### VALUES AND FORMAT

1	Yes
2	No

### FLAGS

1	Filled
-1	Missing
-2	Not applicable (HK020 equal to 0)
-7	Not applicable (PB010 not equal to 2021)

### DESCRIPTION

The variable aims to allow determining which household members have children (aged 0-17) who reside outside the household in order to collect additional information about those children.

The focus of the variable is to determine if any of the household members aged 16 years or over have children (aged 0-17 years old) who do not live permanently with him/her, either because:

- they stay sometimes inside the interviewed household but reside (mainly) with another parent, or
- his/her children residing permanently in a different household.

Suggested question:

*Do you have children (aged 0-17) who live outside of your household?*

- a. Yes
- b. No

## RK010: PARENT ID AND SEQUENTIAL NUMBER OF THE CHILD WHO IS NOT HOUSEHOLD MEMBER

**Topic and detailed topic:** Module/Living arrangements and conditions of children in separated and recomposed families

**Variable type:** ad-hoc subject module 2021

**Unit:** Children aged 0-17 who are not household members but have a parent inside the household

**Reference period:** Current

**Mode of collection:** Derived

**In use (period):** New, 2021 only (policy needs module)

**Series' differences:** Not applicable

### VALUES AND FORMAT

Number    Number

### FLAGS

1	Filled
-1	Missing
-2	Not applicable (HK020 equal to 0)
-4	Not applicable (current household member)
-7	Not applicable (RB010 not equal to 2021)

### DESCRIPTION

This variable should be constructed or derived and does not need to be collected directly from the respondent.

It should be defined as RB030 + the sequential number of the child.

The ID of children living outside of the household will need to be constructed and they will need to have sequential number allocated.

#### Personal ID and coding of children who are not household members and whose parent lives inside the household

If HK020 is more than 0 this mean that child[ren] who[se] living outside of the household should be added to the database (R-file).

Personal ID of these children should be defined as:

Personal ID of the child = RB030 of the parent + the sequential number of the child (two digits).

When the person has two children outside of the household and RB030 is 880001 then the id of two children will be 88000101 and 88000102. When both parents live in the interviewed household, the ID of the parent with lower personal number should be used to create child(ren) ID.

Personal ID of the child - RB030		Personal ID of the parent- RB030		Sequential no.
88000101	=	880001	+	01
88000102	=	880001	+	02

All children who are not household member and whose parent lives inside the household must be coded with value "8" in variable RB110. The value RK010 should be the same as in RB030.

When both flags '-2' and '-4' are applicable to the respondent, priority will be given to the flag '-2'.

## RK020: AGE OF THE CHILD WHO IS NOT HOUSEHOLD MEMBER

**Topic and detailed topic:** Module/Living arrangements and conditions of children in separated and recomposed families

**Variable type:** ad-hoc subject module 2021

**Unit:** Children aged 0-17 who are not household members but have a parent inside the household

**Reference period:** Current

**Mode of collection:** Personal interview with the person who has children who are not household members (proxy as an exception for persons temporarily away or in incapacity)

**In use (period):** New, 2021 only (policy needs module)

**Series' differences:** Not applicable

### VALUES AND FORMAT

0-17    Number

### FLAGS

1	Filled
-1	Missing
-2	Not applicable (HK020 equal to 0)
-4	Not applicable (current household member)
-7	Not applicable (RB010 not equal to 2021)

### DESCRIPTION

This question should be asked for all respondents that the RK010 is not missing or HK020 is not zero.

When both flags '-2' and '-4' are applicable to the respondent, priority will be given to the flag '-2'.

## PK020: MAIN REASON FOR NOT SPENDING MORE TIME WITH CHILDREN WHO ARE HOUSEHOLD MEMBERS

**Topic and detailed topic:** Module/Living arrangements and conditions of children in separated and recomposed families

**Variable type:** ad-hoc subject module 2021

**Unit:** All current household members aged 16 years and over

**Reference period:** Current

**Mode of collection:** Personal interview with the person who has children (proxy as an exception for persons temporarily away or in incapacity)

**In use (period):** New, 2021 only (policy needs module)

**Series' differences:** Not applicable

### VALUES AND FORMAT

1	My work (paid work or unpaid work)
2	My studies
3	Being separated
4	For health reasons
5	Distance
6	Child doesn't want/has other priorities
7	Other reason
8	Nothing prevents me from spending more time with children

### FLAGS

1	Filled
-1	Missing
-2	Not applicable (person does not have children 0-17 living in the household)
-7	Not applicable (PB010 not equal to 2021)

### DESCRIPTION

This variable collects information on the main reason for not spending more time with children who are household members.

This question should be asked to all persons 16 years and over who are a parent of a child (aged 0-17 years old) who is a household member. The questions should be asked to both parents separately in case they both live in the household and both fill the part of individual questionnaire. The question should be asked even if they are responsible for the same child.

The main reason is the one which the respondent perceives as the most important. The answer should be based on the self-assessment of the respondent.

For example, work is during the time that the child is in kindergarten, but during the afternoon the child is at home and the mother could take care, play etc. with him, instead she has to study or to go to university, then the main reason is: '2-My studies'.

If the person has two or more children in the household he/she should be asked this question for not spending more time with all the children. If a person has two or more children the same answer will apply to all children, even there might be different reasons for not spending time with different children (e.g the younger child etc.) but the answer should consider all children in the household. If in a given household mother/father is not spending time with at least with one of the children, it is then assumed that all the children belonging to that household lack of their time and the main reason should be given.

The time spent with the child does not have a limit on hours to be considered as enough. It is based on self-assessment, how the parent feels about the time spent with the child(ren).

Actively spending time together with a child e.g. during meals, when playing, helping with homework, walking, doing sport, taking them to/from school should be taken into consideration, time spent communicating via social media/telephone etc. should be excluded.

The answer category "For health reasons" covers both, health of the parent and health of the child. When some of them have a health problems and this is the reason for not spending more time together, this answer category should be selected.

If the person thinks that he/she spends enough time with the child the answer modality '*8-nothing prevents me from spending more time with the children*' should be selected.

If the person does not have children aged 0-17 years old inside the household this variable takes the value missing and flag '-2 Not applicable'.

Suggested question:

Q1. Do you spend enough time with your child?

1 Yes -> next variable

2 No. -> go to Q2.

Q2. What is the main reason for not spending enough time with your child?

- 1 My work (paid work or unpaid work)
- 2 My studies
- 3 Being separated
- 4 For health reasons
- 5 Distance
- 6 Child doesn't want/has other priorities
- 7 Other reason
- 8

Coding:

If Q1 = 1 then PK020 = 8.

If Q1 = 2 and Q2 =1 then PK020 = 1

If Q1 = 2 and Q2 =2 then PK020 = 2

If Q1 = 2 and Q2 =3 then PK020 = 3

If Q1 = 2 and Q2 =4 then PK020 = 4

If Q1 = 2 and Q2 =5 then PK020 = 5

If Q1 = 2 and Q2 =6 then PK020 = 6

If Q1 = 2 and Q2 =7 then PK020 = 7

## PK030: MAIN REASON FOR NOT SPENDING MORE TIME WITH CHILDREN WHO ARE NOT HOUSEHOLD MEMBERS

**Topic and detailed topic:** Module/Living arrangements and conditions of children in separated and recomposed families

**Variable type:** ad-hoc subject module 2021

**Unit:** All current household members aged 16 years and over

**Reference period:** Current

**Mode of collection:** Personal interview with the person who has children (proxy as an exception for persons temporarily away or in incapacity)

**In use (period):** New, 2021 only (policy needs module)

**Series' differences:** Not applicable

### VALUES AND FORMAT

- |   |   |
|---|---|
| 1 | My work (paid work or unpaid work)                        |
| 2 | My studies  |
| 3 | Being separated   |
| 4 | For health reasons  |
| 5 | Distance  |
| 6 | Child doesn't want/has other priorities                   |
| 7 | Other reason  |
| 8 | Nothing prevents me from spending more time with children |

### FLAGS

- |    |  |
|----|--|
| 1  | Filled                                   |
| -1 | Missing                                  |
| -2 | Not applicable (PK010 not equal to 1)    |
| -7 | Not applicable (PB010 not equal to 2021) |

### DESCRIPTION

This variable collects information on the main reason for not spending more time with children who are not household members (reside in a different household but have a parent in the interviewed household).

This question should be asked to all persons 16 years and over who are a parent of a child (aged 0-17 years old) who is not a household member.

The main reason is the one which the respondent perceives as the most important. The answer should be based on the self-assessment of the respondent.

If the person has two or more children outside the household, he/she should be asked this question for not spending more time with all the children. **If there are different reasons for not spending time with the children respondent should select reason which is more difficult to overcome.**

Time spent together during meals, when playing, helping with homework, walking, doing sport, taking them to/from school, etc. should be taken into consideration, time spent communicating via social media/telephone etc. should be excluded.

If the person thinks that he/she spends enough time with the child the answer modality '8-nothing prevents me from spending more time with the children' should be selected.

Suggested question:



Q1. Do you spend enough time with your child?

1 Yes -> next variable

2 No. -> go to Q2.

Q2. What is the main reason for not spending enough time with your child?

- 1 My work (paid work or unpaid work)
- 2 My studies
- 3 Being separated
- 4 For health reasons
- 5 Distance
- 6 Child doesn't want/has other priorities
- 7 Other reason

Coding:

If Q1 = 1 then PK030 = 8.

If Q1 = 2 and Q2 =1 then PK030 = 1

If Q1 = 2 and Q2 =2 then PK030 = 2

If Q1 = 2 and Q2 =3 then PK030 = 3

If Q1 = 2 and Q2 =4 then PK030 = 4

If Q1 = 2 and Q2 =5 then PK030 = 5

If Q1 = 2 and Q2 =6 then PK030 = 6

If Q1 = 2 and Q2 =7 then PK030 = 7

## RK030: USUAL TIME THE PARENT NEEDS TO GET TO THE CHILD WHO IS NOT A HOUSEHOLD MEMBER

**Topic and detailed topic:** Module/Living arrangements and conditions of children in separated and recomposed families

**Variable type:** ad-hoc subject module 2021

**Unit:** Children aged 0-17 who are not household members but have a parent inside the household

**Reference period:** Current

**Mode of collection:** Personal interview with the person who has children who are not household members (proxy as an exception for persons temporarily away or in incapacity)

**In use (period):** New, 2021 only (policy needs module)

**Series' differences:** Not applicable

### VALUES AND FORMAT

Minutes    Minutes

### FLAGS

1	Filled
-1	Missing
-2	Not applicable (HK020 equal to 0)
-4	Not applicable (current household member)
-7	Not applicable (RB010 not equal to 2021)

### DESCRIPTION

This variable aims to collect information on how long (usually) it takes a parent to get to their child who is not a household member.

If several modes of transport are used, then it is suggested to refer to the notion of means of transport that is "normally used" or the transport "usually used".

In cases when the parent does not have any contact with the child then the minutes reported must be '0'.

When both flags '-2' and '-4' are applicable to the respondent, priority will be given to the flag '-2'.

Suggested question:

*How long does it usually take you to get from your household to [Name of child 1], from door to door?*

[By the usually mode of transportation that the respondent uses]

\_\_\_\_\_ [Minutes]

## RK040: FREQUENCY OF CONTACT (VIA PHONE, SOCIAL MEDIA ETC.) DURING THE LAST 12 MONTHS WITH THE CHILD WHO IS NOT A HOUSEHOLD MEMBER

**Topic and detailed topic:** Module/Living arrangements and conditions of children in separated and recomposed families

**Variable type:** ad-hoc subject module 2021

**Unit:** Children aged 0-17 who are not household members but have a parent inside the household

**Reference period:** Last 12 months

**Mode of collection:** Personal interview with the person who has children who are not household members (proxy as an exception for persons temporarily away or in incapacity)

**In use (period):** New, 2021 only (policy needs module)

**Series' differences:** Not applicable

### VALUES AND FORMAT

1	Daily
2	Every week (not every day)
3	Several times a month (not every week)
4	Once a month
5	Less than once a month
6	Never

### FLAGS

1	Filled
-1	Missing
-2	Not applicable (HK020 equal to 0)
-4	Not applicable (current household member)
-7	Not applicable (RB010 not equal to 2021)

### DESCRIPTION

This variable collects information on children aged 0-17 who reside outside the household and have one of the parents inside the interviewed household.

This variable aims to measure the frequency of non face to face contact via phone, social media etc. with the children aged 0-17 who reside outside the household but whose parent resides in the sampled household.

If several methods are used for example once on the phone, another day through Instagram, and another day through messenger, etc. all these methods of contacting should be counted.

The variable collects information on the frequency and not on the length or quality of the time spent.

This information should be reported per child.

For children who are not household members but have a parent residing in the interviewed household, the parent should provide the information.

When both flags '-2' and '-4' are applicable to the respondent, priority will be given to the flag '-2'.

Suggested question: *How often during last 12 months are you normally in contact with [ Name of child 1] via phone, social media etc.?*

## RK050: CHILD HAVING A BEDROOM IN WHICH TO SLEEP (INCLUDING BEDROOM SHARED WITH SIBLINGS)

**Topic and detailed topic:** Module/Living arrangements and conditions of children in separated and recomposed families

**Variable type:** ad-hoc subject module 2021

**Unit:** All children aged 0-17 including those who are not household members but have a parent inside the household  
**Reference period:** Current

**Mode of collection:** Personal interview with the person who has children who are household members and/or children who are not household members (proxy as an exception for persons temporarily away or in incapacity) or household respondent

**In use (period):** New, 2021 only (policy needs module)

**Series' differences:** Not applicable

### VALUES AND FORMAT

1	Yes
2	No, could not afford
3	No, other reason

### FLAGS

1	Filled
-1	Missing
-5	Not applicable (person aged 18 and over)
-7	Not applicable (RB010 not equal to 2021)

### DESCRIPTION

This variable collects information on children aged 0-17 who are household members and/or children aged 0-17 years old that reside outside the household and have one of the parents inside the interviewed household.

The answer of having a bedroom for the child depends on the age of the child, e.g. 1 year old children will not need their own room.

The room could be only for the child but also could be shared with other children of the household. In this case the answer should be 'Yes'.

Not having a room specifically for the child could be for different reasons (financial constraints, children's preferences, other children's preferences, etc.).

Suggested question:

Now I would like to ask you about all of the children (up to the age of 18) who live in your household as well as any children who live outside of your household.

**Does [Name of child 1] have their own or shared with siblings bedroom to sleep in at night?**

## RK060: FREQUENCY OF SPENDING ACTIVELY TIME WITH THE CHILD (MEALS, PLAY, HOMEWORK, WALKING, TALKING ETC.)

**Topic and detailed topic:** Module/Living arrangements and conditions of children in separated and recomposed families

**Variable type:** ad-hoc subject module 2021

**Unit:** All children aged 0-17 including those who are not household members but have a parent inside the household

**Reference period:** Last 12 months

**Mode of collection:** Personal interview with the person who has children (proxy as an exception for persons temporarily away or in incapacity)

**In use (period):** New, 2021 only (policy needs module)

**Series' differences:** Not applicable

### VALUES AND FORMAT

- |   |  |
|---|--|
| 1 | Various times a day                    |
| 2 | Once a day                             |
| 3 | Every week (not every day)             |
| 4 | Several times a month (not every week) |
| 5 | Once a month                           |
| 6 | Less than once a month                 |
| 7 | Never                                  |

### FLAGS

- |    |  |
|----|--|
| 1  | Filled                                   |
| -1 | Missing                                  |
| -5 | Not applicable (person aged 18 and over) |
| -7 | Not applicable (RB010 not equal to 2021) |

### DESCRIPTION

This variable collects information on children aged 0-17 who are household members and/or children aged 0-17 years old that reside outside the household and have one of the parents inside the interviewed household.

This variable aims to measure the frequency of spending time (face to face contact) with the children aged 0-17 both who are household members and those who reside outside the household but whose parent resides in the sampled household. Non-physical contact such as talking on the phone or on social media is excluded. Physical contact does not have to be at home only, it could be in the park, in the cinema, in the school, in the house of the partner, etc.

The variable collects information on the frequency and not on the length or quality of the time spent.

This information should be reported per child.

For children who are not household members but have a parent residing in the interviewed household, the parent should provide the information, while for the child that is a household member information can be provided by either of their parents.

If the child has two parents in the household the time spend with each of the parents should be taken into account. If one of the parents spends more time with the child than the other parent, then the answers from parent who spends more time should be considered.

When both parents of the child live outside of the household, the persons responsible for the child should provide the information. The person who has more knowledge about the child, who spends more time with the child or legal guardian (person who has the legal right to make decisions about the child) should provide the information.

Suggested question:

*How often do you spend time with [Name of child 1] when he/she is physically present?*

[Time spent together during meals, when playing, helping with homework, walking, doing sport, taking them to/from school, etc. should be taken into consideration but not time spent communicating electronically].

- 1 *Various times a day*
- 2 *Once a day*
- 3 *Every week (not every day)*
- 4 *Several times a month (not every week)*
- 5 *Once a month*
- 6 *Less than once a month*
- 7 *Never*

## RK070: NUMBER OF NIGHTS PER MONTH THE CHILD SPENDS IN THE HOUSEHOLD (AVERAGE)

**Topic and detailed topic:** Module/Living arrangements and conditions of children in separated and recomposed families

**Variable type:** ad-hoc subject module 2021

**Unit:** Children aged 0-17 who are household members but have parent outside the household or children aged 0-17 who are not household members but have a parent inside the household

**Reference period:** A typical month

**Mode of collection:** Personal interview with the person who has children who are household members but have parent outside the household or who has children who are not household members (proxy as an exception for persons temporarily away or in incapacity)

**In use (period):** New, 2021 only (policy needs module)

**Series' differences:** Not applicable

### VALUES AND FORMAT

0-31      Number of nights per month

### FLAGS

- 1      Filled
- 1     Missing
- 2     Not applicable (HK010 equal to 0 and HK020 equal to 0)
- 5     Not applicable (person aged 18 and over)
- 7     Not applicable (RB010 not equal to 2021)

### DESCRIPTION

This part is collected for children aged 0-17 who are household members but have a parent residing outside of the household or children aged 0-17 who are not household members but have a parent in the interviewed household.

This variable aims to provide information on how often the child spend night in the interviewed household.

For instance, if the child spends half of the time with one parent and half of the time with the other one then the number of days should be counted as 15 per month. If the child spends only the school holidays then the average number per month should be provided.

Suggested question:

*How many nights does [Name of child 1] stay in your household during a typical month?*

(Respondent will provide the answer which is most convenient in their situation. All situations during the year, including school holidays, etc. should be taken into account).

## RK080: LEGAL CHILD CUSTODY SITUATION

**Topic and detailed topic:** Module/Living arrangements and conditions of children in separated and recomposed families

**Variable type:** ad-hoc subject module 2021

**Unit:** Children aged 0-17 who are household members but have a parent outside the household or children aged 0-17 who are not household members but have a parent inside the household

**Reference period:** Current

**Mode of collection:** Personal interview with the person who has children who are household members but have parent outside the household or who has children who are not household members (proxy as an exception for persons temporarily away or in incapacity)

**In use (period):** New, 2021 only (policy needs module)

**Series' differences:** Not applicable

### VALUES AND FORMAT

- |   |  |
|---|--|
| 1 | Exclusively the mother   |
| 2 | Exclusively the father   |
| 3 | Both parents together  |
| 4 | Other (e.g. grandparents, other relatives, youth welfare office) |

### FLAGS

- |    |  |
|----|--|
| 1  | Filled   |
| -1 | Missing  |
| -2 | Not applicable (HK010 equal to 0 and HK020 equal to 0) |
| -5 | Not applicable (person aged 18 and over)               |
| -7 | Not applicable (RB010 not equal to 2021)               |

### DESCRIPTION

This variable collects information on **children aged 0-17 who are household members but have a parent residing outside of the household or children aged 0-17 who are not household members but have a parent in the interviewed household.**

The question's aims to get information on the legal child custody (the legal right to make decisions about the child arrangement, even if in practice it could be different. The question does not collect information on the child's usual place of residence or who takes care of the child.

Information should be collected per child.

**Each country could choose one of the two suggested options of the question. If the option 2 is chosen the country shall recode the answer categories according to the categories of the variable. In this situation the variable can be obtain using information from the question and variables RB220, RB230, RB090 and PK010.**

**In case of a child who is not a household member and has same-sex parents, both being female/male, the parent who is a household member should be considered when coding as mother or father depending on her/his sex.**

**Suggested question:**

**Option1:**

*Could you tell me who has custody over the child [ Name of child 1 ] ?*



- 1 *Exclusively the mother*
- 2 *Exclusively the father*
- 3 *Both parents together*
- 4 *Other (e.g. grandparents, other relatives, youth welfare office)*

**Option 2:**

**Could you tell me who has custody over the child [ name of child 1 ] ?**

- 1 *Exclusively parent in this household*
- 2 *Exclusively parent outside this household*
- 3 *Both parents together*
- 4 *Other (e.g. Grandparents, other relatives, youth welfare office)*

**VOLUNTARY MODULE ON IMPACT OF COVID-19 IN EU-SILC 2021 DATA COLLECTION**



Eurostat recommends including in the EU SILC 2021 data collection and transmission to Eurostat on voluntary basis a few complementary variables on the impact of COVID-19 on households' income in 2021. The selected variables should complement the variables collected in the nucleus, in particular income variables or to provide information on how the COVID-19 crisis impacted respondents income and living conditions. Variables refer to changes in income, benefits, education of children, working conditions, and health. When it is impossible to collect information directly from respondents, the answer could be derived from nationally asked current income variables or from administrative registers.

The data transmission of this 2021 mini module is described in the revised version of the draft guidelines for data submission and data dissemination presented in the Working Group meeting (LC-ILC/282/20/EN) as well as more detailed in the respective guidelines for mini module data transmission uploaded in circabc (LC-ILC/ 278/20/ EN- Item 2.2).

## HI012: CHANGE IN INCOME AS AN OUTCOME OF COVID-19 (OPTIONAL)

<b>Topic and detailed topic</b>	Module/Measuring the impact of COVID-19 on households and living conditions
<b>Variable type</b>	Ad-hoc optional module 2021
<b>Unit</b>	Household
<b>Reference period</b>	Current
<b>Mode of collection</b>	Household respondent
<b>In use (period)</b>	2020, 2021 (as optional)
<b>Series' differences</b>	No changes
<b>Values and Format</b>	1 Yes 2 No
<b>Flags</b>	1 Filled -1 Missing -2 Not applicable (HI010=2) -7 Not applicable (HB010≠2020, 2021) -8 Not applicable (variable not collected)

### DESCRIPTION

The variable aims to collect the subjective opinion of the household whether the change in income is an outcome of the COVID-19 crisis.

This variable should be asked after HI020 and HI030.

Suggested question

*Did the change in income happen as an outcome of COVID-19?*

1. Yes
2. No

## HY150: FINANCIAL SUPPORT (GOVERNMENT FUNDED) FROM THE COVID-19 RELATED SUPPORT SCHEMES DURING 2020 (OPTIONAL)

<b>Topic and detailed topic</b>	Module/Measuring the impact of COVID-19 on households and living conditions
<b>Variable type</b>	Ad-hoc optional module 2021
<b>Unit</b>	Household
<b>Reference period</b>	Income reference period
<b>Mode of collection</b>	Household respondent
<b>In use (period)</b>	New, 2021 (as optional)
<b>Series' differences</b>	Not applicable
<b>Values and Format</b>	<i>Multiple replies possible (for the transmission format please refer to the variables HY150_1-HY150_4)</i> 1 Yes 2 No
<b>Flags</b>	1 Collected via survey/interview 2 Collected from administrative data 3 Imputed 4 Not possible to establish a source -1 Missing -2 Not applicable (No benefits schemes were applied in country) -4 Amount included in another income component -5 This scheme does not exist at national level -7 Not applicable (HB010≠ 2021) -8 Not applicable (variable not collected)

### DESCRIPTION

Financial support from the COVID-19 related support schemes are defined as payments made, during the income reference period, by government for the benefits of the household or household members. It includes benefits received to support the COVID-19 pandemic with different types and different sources as: children, unemployed, sickness, etc. The financial information included in the variables HY150 is provided in addition to the nucleus income variables, the **COVID-19 benefits should be included in the nucleus variables** in full amount according to the recommendations provided in the **Annex 9. The optional variables are not included in the definition of the disposable income and intend to provide additional information related to COVID 19 financial support but not replace the nucleus income variables.**

#### HY150 does include:

- Government support during the income reference period, directly to the household as support to pensioners, disabled, sick persons, unemployed, student etc;
- Government support during the income reference period, given indirectly to the household via supporting enterprises and they were paying employees (for reduced working hours, for period when the employees are forced to stay at home, for temporary lay-off, additional wage support ....);
- Government support during the income reference period, for the self-employed (support that aims to replace loss of the income);
- Government support during the income reference period, other than ones listed above.

#### HY150 does not include:

- Support in monetary amounts, during the income reference period, given to enterprises directly to keep their business;

- Support in monetary amounts received, during the income reference period, given from the company to their employees;
- Support in monetary amounts received, during the income reference period, from other households or persons.

### Description of flags

This income source uses one digit flags. One digit flag '-4': Amount included in another income component, could not be recorded separately from this component or is not collected at all separately and in cases when the amount is not collected or does not exist at all in national level the flag '-5' should be used. In cases of overlap of the flags, priority should be given to the flag '-2'.

### Suggested question

HY150. Did you/ your household receive any financial support (government funded) from the COVID-19 related support schemes during 2020? (1 Yes; 2 No)

1. HY150\_1: Additional financial allowances or benefits to overcome the crisis (housing allowances, social benefit for families and for families with children...)
2. HY150\_2: Support for employees (for reduced working hours, for period when the person is forced to stay at home, for temporary lay-off, additional wage support, support that aims to replace loss of the income, ...)
3. HY150\_3: Special allowance for the self-employed
4. HY150\_4: Other

*FILTER: If HY150 = 1 then GO TO HY155. Else GO TO HY170.*

### Variable transmission

Information about variable transmission

HB030	HY150_1	HY150_2	HY150_3	HY150_4
12100	1	1	2	2
12201	2	1	2	2
44601	2	2	1	1

### HY150\_1: Financial support (government funded) from the COVID-19 related support schemes during 2020 (OPTIONAL)

<b>Topic and detailed topic</b>	Module/Measuring the impact of COVID-19 on households and living conditions
<b>Variable type</b>	Ad-hoc optional module 2021
<b>Unit</b>	Household
<b>Reference period</b>	Income reference period
<b>Mode of collection</b>	Household respondent
<b>In use (period)</b>	New, 2021 (as optional)
<b>Series' differences</b>	Not applicable
<b>Values and Format</b>	1 Yes 2 No
<b>Flags</b>	1 Collected via survey/interview 2 Collected from administrative data 3 Imputed 4 Not possible to establish a source -1 Missing -2 Not applicable (No benefits schemes were applied in country) -4 Amount included in another income component -5 This scheme does not exist at national level -7 Not applicable (HB010≠ 2021) -8 Not applicable (variable not collected)

Additional COVID-19 related financial allowances or benefits to overcome the crisis (housing allowances, social benefit for families and for families with children).

### HY150\_2: Financial support (government funded) from the COVID-19 related support schemes during 2020 (OPTIONAL)

<b>Topic and detailed topic</b>	Module/Measuring the impact of COVID-19 on households and living conditions
<b>Variable type</b>	Ad-hoc optional module 2021
<b>Unit</b>	Household
<b>Reference period</b>	Income reference period
<b>Mode of collection</b>	Household respondent
<b>In use (period)</b>	New, 2021 (as optional)
<b>Series' differences</b>	Not applicable
<b>Values and Format</b>	1 Yes 2 No
<b>Flags</b>	1 Collected via survey/interview 2 Collected from administrative data 3 Imputed 4 Not possible to establish a source -1 Missing -2 Not applicable (No benefits schemes were applied in country) -4 Amount included in another income component -5 This scheme does not exist at national level -7 Not applicable (HB010≠ 2021) -8 Not applicable (variable not collected)

COVID-19 related support for employees (for reduced working hours, for period when the person is forced to stay at home, for temporary lay-off, additional wage support, support that aims to replace loss of the income, ...)

### HY150\_3: Financial support (government funded) from the COVID-19 related support schemes during 2020 (OPTIONAL)

<b>Topic and detailed topic</b>	Module/Measuring the impact of COVID-19 on households and living conditions
<b>Variable type</b>	Ad-hoc optional module 2021
<b>Unit</b>	Household
<b>Reference period</b>	Income reference period
<b>Mode of collection</b>	Household respondent
<b>In use (period)</b>	New, 2021 (as optional)
<b>Series' differences</b>	Not applicable
<b>Values and Format</b>	1 Yes 2 No
<b>Flags</b>	1 Collected via survey/interview 2 Collected from administrative data 3 Imputed 4 Not possible to establish a source -1 Missing -2 Not applicable (No benefits schemes were applied in country) -4 Amount included in another income component -5 This scheme does not exist at national level -7 Not applicable (HB010≠ 2021) -8 Not applicable (variable not collected)

COVID-19 related special allowance for the self-employed.

### HY150\_4: Financial support (government funded) from the COVID-19 related support schemes during 2020 (OPTIONAL)

<b>Topic and detailed topic</b>	Module/Measuring the impact of COVID-19 on households and living conditions
<b>Variable type</b>	Ad-hoc optional module 2021
<b>Unit</b>	Household
<b>Reference period</b>	Income reference period
<b>Mode of collection</b>	Household respondent
<b>In use (period)</b>	New, 2021 (as optional)
<b>Series' differences</b>	Not applicable
<b>Values and Format</b>	1 Yes 2 No
<b>Flags</b>	1 Collected via survey/interview 2 Collected from administrative data 3 Imputed 4 Not possible to establish a source -1 Missing -2 Not applicable (No benefits schemes were applied in country) -4 Amount included in another income component -5 This scheme does not exist at national level -7 Not applicable (HB010≠ 2021)



-8 Not applicable (variable not collected)

COVID -19 related other government funded financial assistance.

## HY155: AMOUNT RECEIVED AS FINANCIAL SUPPORT FROM THE COVID-19 RELATED SUPPORT SCHEMES DURING 2020 (OPTIONAL)

<b>Topic and detailed topic</b>	Module/Measuring the impact of COVID-19 on households and living conditions
<b>Variable type</b>	Ad-hoc optional module 2021
<b>Unit</b>	Household
<b>Reference period</b>	Income reference period
<b>Mode of collection</b>	Household respondent
<b>In use (period)</b>	New, 2021 (as optional)
<b>Series' differences</b>	Not applicable
<b>Values and Format</b>	<p><i>Multiple replies possible (for the transmission format please refer to the variables HY150_1-HY150_4))</i></p> <p>0 - 999999.99      Income (national currency)</p> <p>0                      No income</p>

### FLAGS

Type of variable	Flag name	Flag comp.	Type of information	Values		
Income variable	_F	<i>Two-digit flag: first digit</i>	Most common source or method	1	Collected via survey/interview	
				2	Collected from administrative data	
				3	Deductive/logical imputation (also including top- and bottom-coding)	
				4	Gross/net conversion	
				5	Model-based imputation	
				6	Donor imputation	
				7	Not possible to establish the most common source or method	
		<i>Two-digit flag: second digit</i>	Type of collected value	1	Net of tax on income at source and social contributions	
				9	Not applicable (the value was not collected)	
				Alternative: One digit	-1	Missing
					-2	Not applicable (No benefits schemes were applied in country)
					-4	Amount included in another income component
					-5	This scheme does not exist at national level
					-7	Not applicable (HB010 not equal to 2021)
	-8	Not applicable (variable not collected)				
	_F	Imputation factor = collected value / recorded value *100		-999999.99-999999.99		
			.	If problem of dividing by 0 appears		

### DESCRIPTION

Amount received as financial support from the COVID-19 related support schemes are defined as payments made, during the income reference period, by government for the benefits of the household or household members. It includes amount of each benefits received to support the COVID-19 pandemic with different types and different sources as: children, unemployed, sickness, etc.

The variable collects the amount the household received from any of the listed benefits.

#### Description of flags

This income source uses one or two digit flags.

One digit flag '-4': Amount included in another income component, could not be recorded separately from this component or is not collected at all separately and in cases when the amount is not collected or does not exist at all in national level the flag '-5' should be used.

In case of two digit flags used, the first digit of the flag collects information for 'most common source or method' used, the second digit of the flag collects information for the 'type of collected value'. This income source does not have three digit and one digit flag. In such cases when one does not have alimonies received than the value should be '0'.

The imputation factor shows what percentage of a recorded (transmitted) value is collected and what percentage is imputed. The value should be recorded with two decimal places. Negative values are allowed.

### **Suggested question**

*FILTER: If HY150 = 1 then GO TO HY155. Else GO TO HY170.*

Question is to be asked separately for each scheme, meaning that there are 4 questions:

HY155\_1: Additional financial allowances or benefits to overcome the crisis (housing allowances, social benefit for families and for families with children, ...)

HY150\_2: Support for employees (for reduced working hours, for period when the person is forced to stay at home, for temporary lay-off, additional wage support, support that aims to replace loss of the income, ...)

HY150\_3: Special allowance for the self-employed

HY150\_4: Other

*HY155. During last year (income reference period, during 2020,..), what amount did you receive from the scheme you stated above?*

*Please indicate the amount (in national currency) received in last year*

\_\_\_\_\_ (amount in national currency)

### **Variable transmission**

Information about variable transmission

HB030	HY155_1	HY155_2	HY155_3	HY155_4
12100	500	1500	0	0
12201	0	50	0	0
44601	0	0	120	80

### HY155\_1: Amount received as financial support from the COVID-19 related support schemes during 2020 (OPTIONAL)

<b>Topic and detailed topic</b>	Module/Measuring the impact of COVID-19 on households and living conditions
<b>Variable type</b>	Ad-hoc optional module 2021
<b>Unit</b>	Household
<b>Reference period</b>	Income reference period
<b>Mode of collection</b>	Household respondent
<b>In use (period)</b>	New, 2021 (as optional)
<b>Series' differences</b>	Not applicable
<b>Values and Format</b>	0 - 999999.99 Income (national currency) 0 No income

Additional COVID-19 related financial allowances or benefits to overcome the crisis (housing allowances, social benefit for families and for families with children).

#### FLAGS

Type of variable	Flag name	Flag comp.	Type of information	Values	
Income variable	_F	<i>Two-digit flag: first digit</i>	Most common source or method	1	Collected via survey/interview
				2	Collected from administrative data
				3	Deductive/logical imputation (also including top- and bottom-coding)
				4	Gross/net conversion
				5	Model-based imputation
				6	Donor imputation
				7	Not possible to establish the most common source or method
		<i>Two-digit flag: second digit</i>	Type of collected value	1	Net of tax on income at source and social contributions
	9			Not applicable (the value was not collected)	
		Alternative: One digit		-1	Missing
				-2	Not applicable (No benefits schemes were applied in country)
				-4	Amount included in another income component
				-5	This scheme does not exist at national level
				-7	Not applicable (HB010 not equal to 2021)
			-8	Not applicable (variable not collected)	
	_F	Imputation factor = collected value / recorded value *100		-999999.99-999999.99	
			.	If problem of dividing by 0 appears	

### HY155\_2: Amount received as financial support from the COVID-19 related support schemes during 2020 (OPTIONAL)

<b>Topic and detailed topic</b>	Module/Measuring the impact of COVID-19 on households and living conditions
<b>Variable type</b>	Ad-hoc optional module 2021
<b>Unit</b>	Household
<b>Reference period</b>	Income reference period
<b>Mode of collection</b>	Household respondent
<b>In use (period)</b>	New, 2021 (as optional)
<b>Series' differences</b>	Not applicable
<b>Values and Format</b>	0 - 999999.99    Income (national currency) 0                    No income

COVID-19 related support for employees (for reduced working hours, for period when the person is forced to stay at home, for temporary lay-off, additional wage support, support that aims to replace loss of the income, ...)

#### FLAGS

Type of variable	Flag name	Flag comp.	Type of information	Values		
Income variable	_F	<i>Two-digit flag: first digit</i>	Most common source or method	1	Collected via survey/interview	
				2	Collected from administrative data	
				3	Deductive/logical imputation (also including top- and bottom-coding)	
				4	Gross/net conversion	
				5	Model-based imputation	
				6	Donor imputation	
				7	Not possible to establish the most common source or method	
			<i>Two-digit flag: second digit</i>	Type of collected value	1	Net of tax on income at source and social contributions
		9			Not applicable (the value was not collected)	
			Alternative: One digit		-1	Missing
					-2	Not applicable (No benefits schemes were applied in country)
					-4	Amount included in another income component
					-5	This scheme does not exist at national level
					-7	Not applicable (HB010 not equal to 2021)
		-8			Not applicable (variable not collected)	
	_F	Imputation factor = collected value / recorded value *100		-999999.99-999999.99		
			.	If problem of dividing by 0 appears		

### HY155\_3: Amount received as financial support from the COVID-19 related support schemes during 2020 (OPTIONAL)

<b>Topic and detailed topic</b>	Module/Measuring the impact of COVID-19 on households and living conditions
<b>Variable type</b>	Ad-hoc optional module 2021
<b>Unit</b>	Household
<b>Reference period</b>	Income reference period
<b>Mode of collection</b>	Household respondent
<b>In use (period)</b>	New, 2021 (as optional)
<b>Series' differences</b>	Not applicable
<b>Values and Format</b>	0 - 999999.99 Income (national currency) 0 No income

COVID-19 related special allowance for the self-employed.

### FLAGS

Type of variable	Flag name	Flag comp.	Type of information	Values		
Income variable	_F	<i>Two-digit flag: first digit</i>	Most common source or method	1	Collected via survey/interview	
				2	Collected from administrative data	
				3	Deductive/logical imputation (also including top- and bottom-coding)	
				4	Gross/net conversion	
				5	Model-based imputation	
				6	Donor imputation	
				7	Not possible to establish the most common source or method	
			<i>Two-digit flag: second digit</i>	Type of collected value	1	Net of tax on income at source and social contributions
					9	Not applicable (the value was not collected)
					-1	Missing
					-2	Not applicable (No benefits schemes were applied in country)
					-4	Amount included in another income component
					-5	This scheme does not exist at national level
					-7	Not applicable (HB010 not equal to 2021)
		-8	Not applicable (variable not collected)			
	_F	Imputation factor = collected value / recorded value *100		-999999.99-999999.99		
			.	If problem of dividing by 0 appears		

#### HY155\_4: Amount received as financial support from the COVID-19 related support schemes during 2020 (OPTIONAL)

<b>Topic and detailed topic</b>	Module/Measuring the impact of COVID-19 on households and living conditions
<b>Variable type</b>	Ad-hoc optional module 2021
<b>Unit</b>	Household
<b>Reference period</b>	Income reference period
<b>Mode of collection</b>	Household respondent
<b>In use (period)</b>	New, 2021 (as optional)
<b>Series' differences</b>	Not applicable
<b>Values and Format</b>	0 - 999999.99    Income (national currency) 0                    No income

COVID -19 related other government funded financial assistance.

#### FLAGS

Type of variable	Flag name	Flag comp.	Type of information	Values	
Income variable	_F	<i>Two-digit flag: first digit</i>	Most common source or method	1	Collected via survey/interview
				2	Collected from administrative data
				3	Deductive/logical imputation (also including top- and bottom-coding)
				4	Gross/net conversion
				5	Model-based imputation
				6	Donor imputation
				7	Not possible to establish the most common source or method
		<i>Two-digit flag: second digit</i>	Type of collected value	1	Net of tax on income at source and social contributions
	9			Not applicable (the value was not collected)	
		Alternative: One digit		-1	Missing
				-2	Not applicable (No benefits schemes were applied in country)
				-4	Amount included in another income component
				-5	This scheme does not exist at national level
				-7	Not applicable (HB010 not equal to 2021)
			-8	Not applicable (variable not collected)	
	_F	Imputation factor = collected value / recorded value *100		-999999.99-999999.99	
			.	If problem of dividing by 0 appears	

## HD225: DISTANCE LEARNING COURSES/SCHOOL DURING COVID-19 RESTRICTIONS (OPTIONAL)

<b>Topic and detailed topic</b>	Module/Measuring the impact of COVID-19 on households and living conditions
<b>Variable type</b>	Ad-hoc optional module 2021
<b>Unit</b>	All current household members 5-15 years old (household level)
<b>Reference period</b>	Last 12 months
<b>Mode of collection</b>	Household respondent
<b>In use (period)</b>	New, 2021 (as optional)
<b>Series' differences</b>	Not applicable
<b>Values and Format</b>	<ol style="list-style-type: none"> <li>1. Yes</li> <li>2. No, no internet connection or internet connection is not sufficient</li> <li>3. No, no sufficient computers/mobile devices</li> <li>4. No, no online courses available or not sufficient extend</li> <li>5. No, other reasons</li> </ol>
<b>Flags</b>	<ol style="list-style-type: none"> <li>1 Filled</li> <li>-1 Missing</li> <li>-2 Not applicable (no children attending school)</li> <li>-4 Not applicable (no children aged between 5 to 15)</li> <li>-5 Not applicable (not restrictions)</li> <li>-7 Not applicable (HB010≠ 2021)</li> <li>-8 Not applicable (variable not collected)</li> </ol>

### DESCRIPTION

Variable HD225 aims to measure the possibility of having access to education from home whenever it was needed during the period when physical presence in the school was not authorized due to COVID-19 safety reasons. It is suggested to ask this question directly after the question about suitable place to study or to do homework (HD220).

The variable collects information on all children aged between 5 and 15 in the household. If there are no children aged between 5 and 15 in the household, the flag "-4" should be used.

If in a given household at least one child does not have no internet connection or computer/mobile device, it is then assumed that all the children belonging to that household are limited in accessing the lessons online.

The answer should be based on the self-assessment of the respondent. In cases when more than one reason can be applied, the main reason should be selected. The main reason is the one which the respondent perceives as the most important or difficult to overcome.

In cases when no restrictions are applied in the country, the respective flag '-5' should be used.

Suggested question

*HD221: Does your child/each child in your household who attend school (aged 5 to 15) had the possibility to follow distance learning courses/school in an appropriate way (each had available when necessary computer/mobile device, good internet connection) during covid-19 restrictions in last 12 months?*

1. Yes
2. No, no internet connection or internet connection is not sufficient
3. No, no sufficient computers/mobile devices
4. No, no online courses available or not sufficient extend
5. No, other reasons



## PL220: WORKING FROM HOME DURING PANDEMIC (OPTIONAL)

<b>Topic and detailed topic</b>	Module/Measuring the impact of COVID-19 on households and living conditions
<b>Variable type</b>	Ad-hoc optional module 2021
<b>Unit</b>	All current household members aged 16 years and over or selected respondent (where applicable)
<b>Reference period</b>	Income reference period
<b>Mode of collection</b>	Personal interview (proxy as an exception for persons temporarily away or in incapacity)
<b>In use (period)</b>	New, 2021 (as optional)
<b>Series' differences</b>	Not applicable
<b>Values and Format</b>	<ol style="list-style-type: none"> <li>1. Yes, full time</li> <li>2. Yes, but only partially</li> <li>3. No, it was not possible because I have no or insufficient internet connection at home</li> <li>4. No, it was not possible because my job is not adapted to teleworking</li> <li>5. No, teleworking not allowed / proposed by my employer</li> <li>6. No, it was not possible for another reason</li> </ol>
<b>Flags</b>	<ul style="list-style-type: none"> <li>1 Filled</li> <li>-1 Missing</li> <li>-2 Not applicable (PL211A-PL211L not in (1, 2, 3 or 4))</li> <li>-3 Not applicable (Non-selected respondent (RB245 equal to 3))</li> <li>-4 Not applicable (The work was finished before pandemic started)</li> <li>-7 Not applicable (HB010≠ 2021)</li> <li>-8 Not applicable (variable not collected)</li> </ul>

### DESCRIPTION

The variable working from home during pandemic will provide information about the flexibility at work and possibility of working from home. Moreover, this variable will aim to measure if the working life have changed during the COVID-19 pandemic.

The variable should be filled for persons declaring at least one month working in the calendar of activity, full or part time (PL211A to PL211L).

In cases when respondent has more than one job, the respondent should provide information on their main work. This main job can be a full-time job or a part-time job.

When respondents cannot spontaneously choose one category, particularly when several reasons apply to them, the main reason should be chosen. The distinction of main reason should be based on the respondent's own perception or select the one which is the most difficult to overcome.

If more than one activity status applies in the same month, the respondent should select answer based on their self-assessment. The criterion of most time spent may be useful where applicable.

Working '1 Full time' from home means that the respondent moved fully to teleworking.

The modality '2. Yes, but only partially' will refer alternating the working hours or days within working place and home.

When work for certain professions could not be adapted to teleworking (e.g construction) then the modality 'No, it was not possible because my job is not adapted to teleworking' should be chosen.

### Suggested question

*Were you able to work from home during the COVID-19 pandemic?*

1. *Yes, full time*
2. *Yes, but only partially*
3. *No, it was not possible because I have no or insufficient internet connection at home*
4. *No, it was not possible because my job is not adapted to teleworking*
5. *No, it was not possible for another reason*

## PH051: UNMET NEED FOR MEDICAL EXAMINATION OR TREATMENT DUE TO COVID-19 CRISIS (OPTIONAL)

<b>Topic and detailed topic</b>	Module/Measuring the impact of COVID-19 on households and living conditions
<b>Variable type</b>	Ad-hoc optional module 2021
<b>Unit</b>	All current household members aged 16 years and over or selected respondent (where applies)
<b>Reference period</b>	Last 12 months
<b>Mode of collection</b>	Personal interview (proxy as an exception for persons temporarily away or in incapacity)
<b>In use (period)</b>	New, 2021 (as optional)
<b>Series' differences</b>	Not applicable
<b>Values and Format</b>	1. Yes 2. No
<b>Flags</b>	1 Filled -1 Missing - 3 Not applicable (Non-selected respondent (RB245 equal to 3)) -7 Not applicable (HB010≠ 2021) -8 Not applicable (variable not collected)

### DESCRIPTION

The purpose of this variable is to gain information if COVID-19 was a reason for unmet need for medical examination or treatment based on personal assessment.

This is follow up variable to the PH040 Unmet need for medical examination or treatment and to the PH050 Main reason for unmet need for medical examination or treatment. The purpose of the variable is to capture the reasons for a restricted access to medical care due COVID-19 pandemic.

This variable is suggested to be asked after PH040 and PH050, specifically directly after PH050.

Suggested question

*(FILTER: If PH040\_Q2 = 2 then GO TO PH050\_Q1 and PH051. Else GO TO PH060\_Q1).*

*PH051: Is the unmet need for medical examination or treatment because of the COVID-19 crisis?*

1. Yes
2. No

## PH071: UNMET NEED FOR DENTAL EXAMINATION OR TREATMENT DUE TO COVID-19 CRISIS (OPTIONAL)

<b>Topic and detailed topic</b>	Module/Measuring the impact of COVID-19 on households and living conditions
<b>Variable type</b>	Ad-hoc optional module 2021
<b>Unit</b>	All current household members aged 16 years and over or selected respondent (where applies)
<b>Reference period</b>	Last 12 months
<b>Mode of collection</b>	Personal interview (proxy as an exception for persons temporarily away or in incapacity)
<b>In use (period)</b>	New, 2021 (as optional)
<b>Series' differences</b>	Not applicable
<b>Values and Format</b>	1. Yes 2. No
<b>Flags</b>	1 Filled -1 Missing -2 Not applicable (the person did not really need any medical examination or treatment (PH060 not equal to 1)) -3 Not applicable (Non-selected respondent (RB245 equal to 3)) -7 Not applicable (HB010≠ 2021) -8 Not applicable (variable not collected)

### DESCRIPTION

The purpose of this variable is to gain information if COVID-19 was a reason for unmet need for dental examination or treatment.

This is follow up variable to the PH060 Unmet need for dental examination or treatment and to the PH070 Main reason for unmet need for dental examination or treatment. The purpose of the variable is to capture the reasons for a restricted access to dental care due COVID-19 pandemic.

This variable is suggested to be asked after PH060 and PH070, specifically directly after PH070.

Suggested question

*(FILTER: If PH060\_Q2 = 2 then GO TO PH070\_Q1 and PH071. Else GO TO [next module]).*

*PH071: Is the unmet need for dental examination or treatment because of the COVID-19 crisis?*

1. Yes

2. No

## PMH010: MENTAL HEALTH AFFECTED BY THE COVID-19 CRISIS (OPTIONAL)

<b>Topic and detailed topic</b>	Module/Measuring the impact of COVID-19 on households and living conditions
<b>Variable type</b>	Ad-hoc optional module 2021
<b>Unit</b>	All current household members aged 16 years and over or selected respondent (where applies)
<b>Reference period</b>	Last 12 months
<b>Mode of collection</b>	Personal interview (proxy as an exception for persons temporarily away or in incapacity)
<b>In use (period)</b>	New, 2021 (as optional)
<b>Series' differences</b>	Not applicable
<b>Values and Format</b>	1. Yes, has been negatively affected 2. Yes, has been positively affected 3. No, has not been affected
<b>Flags</b>	1 Filled -1 Missing -2 Not applicable (the person did not really need any medical examination or treatment (PH040 not equal to 1)) - 3 Not applicable (Non-selected respondent (RB245 equal to 3)) -7 Not applicable (HB010≠ 2021) -8 Not applicable (variable not collected)

### DESCRIPTION

Variable tends to measure whether the mental health is directly or indirectly affected by the pandemic situation. The variable measures the impact of COVID-19 pandemic on the mental health /well-being. Mental health /well-being affect a person's thinking, feeling, mood or behavior in a way that influences their ability to relate to others and function each day. The variable should collect information on respondents self-assessment and not be based on any diagnose or doctor prescription. These conditions may be situational (short-term) or long-lasting (chronic).

Mental health is a state of well-being in which an individual can realize his or her own potential, cope with the normal stresses of life, work productively and make a contribution to the community (WHO, 2001).

Mental health is often divided into two major dimensions: positive and negative mental health. Concepts of mental health include subjective well-being, perceived self-efficacy, autonomy, competence, and self-actualization of one's intellectual and emotional potential. Other dimensions include self-acceptance, self-esteem, personal growth (reflected in one's sense of continual psychological growth and development), positive relations with others, a sense that one's life has purpose and meaning, self-determination and the ability to control one's own life, environmental mastery, etc.

During the interview, all answer options should systematically be read out to respondents. The concept of mental health is subjective. The notion is restricted to an assessment coming from the individual and as far as possible not from anyone else, whether an interviewer, healthcare professional or relative.

Suggested question

*Has your mental health/well-being been affected by the Covid-19 pandemic during 2020?*

*(With mental health it will be understood as the emotional reactions including relief, fear and worry, stress, sadness, anger, happy, safe, etc. influencing your daily mood or behavior)*

1. *Yes, has been negatively affected*
2. *Yes, has been positively affected*
3. *No, has not been affected*



## OPTIONAL VARIABLES ON INTEREST EXPENSES AND HOUSEHOLD DEBTS

The purpose of adding optional variables on interest expenses and household debts to SILC is to provide Eurostat and researchers with data allowing analysis of the impact of debt and interest expenses on the financial well-being of households.

The optional variables HI130 and HI140 will be collected yearly on voluntary basis starting from 2021 operation.

The variables are to be submitted together with regular data transmission.



## HI130: INTEREST EXPENSES [NOT INCLUDING INTEREST EXPENSES FOR PURCHASING THE MAIN DWELLING] (OPTIONAL)

<b>Topic and detailed topic</b>	Module/Measuring the impact of COVID-19 on households and living conditions
<b>Variable type</b>	Ad-hoc optional module 2021
<b>Unit</b>	Household
<b>Reference period</b>	Income reference period
<b>Mode of collection</b>	Household respondent or register
<b>In use (period)</b>	New, 2021 (as optional)
<b>Series' differences</b>	Not applicable
<b>Values and Format</b>	1 - 999999.99    Income (national currency) 0                    No income

### FLAGS

Type of variable	Flag name	Flag comp.	Type of information	Values	
Income variable	_F	<i>Two-digit flag: first digit</i>	Most common source or method	1	Collected via survey/interview
				2	Collected from administrative data
				3	Deductive/logical imputation (also including top- and bottom-coding)
				4	Gross/net conversion
				5	Model-based imputation
				6	Donor imputation
				7	Not possible to establish the most common source or method
		<i>Two-digit flag: second digit</i>	Type of collected value	1	Net of tax on income at source and social contributions
	9			Not applicable (the value was not collected)	
		Alternative: One digit		-1	Missing
				-4	Amount included in another income component
				-5	This scheme does not exist at national level
				-7	Not applicable (HB010 not equal to 2021)
			-8	Not applicable (variable not collected)	
	_F	Imputation factor = collected value / recorded value *100		-999999.99-999999.99	
			.	If problem of dividing by 0 appears	

### DESCRIPTION

Interest expenses refer to the amount of interest paid for regular bank loans, student loans and other interests paid. The variable aims to collect the total amount that the household spent on interests during the income reference period.

This variable refers to interest paid on any loans taken from bank, non-bank organizations or individuals as well loans for different purposes (mortgages for any secondary properties, loans for car, education, holidays as well as expenses not defined in advance). Interest expenses should not include interest expenses for purchasing the main dwelling (residence) but includes the mortgages for any secondary properties.

#### HI130 does not include:

- The amount of mortgage interest on the main residence of the household during the income reference period (included in HY100).
- Repayments of loans.
- Any other mortgage payments (for other residences or for repairs, renovations, etc.).

- The amount of interest earned from assets such as bank accounts, certificates of deposit, bonds, etc. (HY090).
- Interest paid due to arrears.

### Description of flags

This variable uses one digit and two digit flags. One digit flag is used in cases when this variable is not collected (-1 Missing), the amount is included in another source (-4 Amount included in another income component), it doesn't exist in national level (-5 This scheme does not exist at national level), or is not collected (-8 Not applicable, variable not collected).

In case of two digits, the first digit collects information for 'most common source or method' used, the second digit collects information for the 'type of collected value'. The way of defining the main and most common source or method used will be according to the description at the section of flags.

The imputation factor shows what percentage of a recorded (transmitted) value is collected and what percentage is imputed. The value should be recorded with two decimal places. Negative values are allowed.

### Suggested question

*During last year (during 2020, income reference period,..), did you pay interest on loans (bank loans, study loans, car loans, holiday loans, etc..)?*

*If your answer is 'Yes', please write down the total amount \_\_\_\_\_ in national currency.*

## HI140: HOUSEHOLD DEBTS

<b>Topic and detailed topic</b>	Module/Measuring the impact of COVID-19 on households and living conditions
<b>Variable type</b>	Ad-hoc optional module 2021
<b>Unit</b>	Household
<b>Reference period</b>	Income reference period
<b>Mode of collection</b>	Household respondent or register
<b>In use (period)</b>	New, 2021 (as optional)
<b>Series' differences</b>	Not applicable
<b>Values and Format</b>	1 - 999999.99 Income (national currency) 0 No income

### FLAGS

Type of variable	Flag name	Flag comp.	Type of information	Values	
Income variable	_F	<i>Two-digit flag: first digit</i>	Most common source or method	1	Collected via survey/interview
				2	Collected from administrative data
				3	Deductive/logical imputation (also including top- and bottom-coding)
				4	Gross/net conversion
				5	Model-based imputation
				6	Donor imputation
				7	Not possible to establish the most common source or method
		<i>Two-digit flag: second digit</i>	Type of collected value	1	Net of tax on income at source and social contributions
				9	Not applicable (the value was not collected)
		Alternative: One digit		-1	Missing
				-4	Amount included in another income component
				-5	This scheme does not exist at national level
				-7	Not applicable (HB010 not equal to 2021)
				-8	Not applicable (variable not collected)
_F	Imputation factor = collected value / recorded value *100			-999999.99-999999.99	
			.	If problem of dividing by 0 appears	

### DESCRIPTION

The variable aims to collect the total amount of debts that the household have including consumer debts and mortgage loans, **excluding mortgages on the purchase of the main residence**. This variable collect debts that are owed as a result of different purposes (e.g home or other real estate purchase; home renovation; a car loan; financing a business of professional activity; debt consolidation; education; covering current living expenses; as well as other purposes).

It includes home secured debts and non-home secured debts. Home secured debts for purpose of this variable will refers to debt, which is guaranteed by the value of real estates, mortgage debts (other than mortgage for main residence). Non-secured household debts are non-collateralised debt as: credit card debt, student loans, loans for vehicle purchase, etc. Unpaid taxes or fines should not be included in household debts.

This debt can be paid monthly (e.g credit cards) or with a different frequency and may have a variable rate or paid as fixed rate (fixed payment over a defined term, e.g auto loans).

The loans can be more than one and for different purposes. The source of loan could be bank, non-bank or private loans.

Household debt should include debt of all household members.

### **Description of flags**

This variable uses one digit and two digit flags. One digit flag is used in cases when this variable is not collected (-1 Missing), the amount is included in another source (-4 Amount included in another income component), it doesn't exist in national level (-5 This scheme does not exist at national level), or is not collected (-8 Not applicable, variable not collected).

In case of two digits, the first digit collects information for 'most common source or method' used, the second digit collects information for the 'type of collected value'. The way of defining the main and most common source or method used will be according to the description at the section of flags.

The imputation factor shows what percentage of a recorded (transmitted) value is collected and what percentage is imputed. The value should be recorded with two decimal places. Negative values are allowed.

### **Suggested question**

*Do you or anyone in your household have any debts from any credit card, hire purchase or other loans (excluding mortgages or other loans connected with the purchase of main dwelling)?*

1. Yes,
2. No

*If your answer is 'Yes', please write down the total amount \_\_\_\_\_ in national currency.*

**ANNEX 1: CODE OF COUNTRY, NUTS LEVEL 2 (2021)****1) EU Member States****ÖSTERREICH**

AT11	Burgenland (A)
AT12	Niederösterreich
AT13	Wien
AT21	Kärnten
AT22	Steiermark
AT31	Oberösterreich
AT32	Salzburg
AT33	Tirol
AT34	Vorarlberg
ATZZ	Extra-Regio

**BELGIQUE-BELGIË**

BE10	Région de Bruxelles-Capitale / Brussels Hoofdstedelijk Gewest
BE21	Prov. Antwerpen
BE22	Prov. Limburg (B)
BE23	Prov. Oost-Vlaanderen
BE24	Prov. Vlaams-Brabant
BE25	Prov. West-Vlaanderen
BE31	Prov. Brabant Wallon
BE32	Prov. Hainaut
BE33	Prov. Liège
BE34	Prov. Luxembourg (B)
BE35	Prov. Namur
BEZZ	Extra-Regio

**BULGARIA/ България**

BG31	Severozapaden
BG32	Severen tsentralen
BG33	Severoiztochen

BG34	Yugoiztochen
BG41	Yugozapaden
BG42	Yuzhen tsentralen
BGZZ	Extra-Regio

**KYPROS / KIBRIS**

CY00	Kypros / Kibris
CYZZ	Extra-Regio

**ČESKO**

CZ01	Praha
CZ02	Střední Čechy
CZ03	Jihozápad
CZ04	Severozápad
CZ05	Severovýchod
CZ06	Jihovýchod
CZ07	Střední Morava
CZ08	Moravskoslezsko
CZZZ	Extra-Regio

**DEUTSCHLAND**

DE11	Stuttgart
DE12	Karlsruhe
DE13	Freiburg
DE14	Tübingen
DE21	Oberbayern
DE22	Niederbayern
DE23	Oberpfalz
DE24	Oberfranken
DE25	Mittelfranken
DE26	Unterfranken
DE27	Schwaben
DE30	Berlin
DE40	Brandenburg
DE50	Bremen

DE60	Hamburg
DE71	Darmstadt
DE72	Gießen
DE73	Kassel
DE80	Mecklenburg-Vorpommern
DE91	Braunschweig
DE92	Hannover
DE93	Lüneburg
DE94	Weser-Ems
DEA1	Düsseldorf
DEA2	Köln
DEA3	Münster
DEA4	Detmold
DEA5	Arnsberg
DEB1	Koblenz
DEB2	Trier
DEB3	Rheinhessen-Pfalz
DEC0	Saarland
DED2	Dresden
DED4	Chemnitz
DED5	Leipzig
DEE0	Sachsen-Anhalt
DEF0	Schleswig-Holstein
DEG0	Thüringen
DEZZ	Extra-Regio

**DANMARK**

DK01	Hovedstaden
DK02	Sjælland
DK03	Syddanmark
DK04	Midtjylland
DK05	Nordjylland
DKZZ	Extra-Regio

**EESTI**

EE00	Eesti
EEZZ	Extra-Regio

**ESPAÑA**

ES11	Galicia
ES12	Principado de Asturias
ES13	Cantabria
ES21	País Vasco
ES22	Comunidad Foral de Navarra
ES23	La Rioja
ES24	Aragón
ES30	Comunidad de Madrid
ES41	Castilla y León
ES42	Castilla-La Mancha
ES43	Extremadura
ES51	Cataluña
ES52	Comunitat Valenciana
ES53	Illes Balears
ES61	Andalucía
ES62	Región de Murcia
ES63	Ciudad de Ceuta
ES64	Ciudad de Melilla
ES70	Canarias
ESZZ	Extra-Regio

**SUOMI / FINLAND**

FI19	Länsi-Suomi
FI1B	Helsinki-Uusimaa
FI1C	Etelä-Suomi
FI1D	Pohjois- ja Itä Suomi
FI20	Åland
FIZZ	Extra-Regio

**FRANCE**

FR10	Île de France
------	---------------



FRF2	Champagne-Ardenne
FRE2	Picardie
FRD2	Haute-Normandie
FRB0	Centre — Val de Loire
FRD1	Basse-Normandie
FRC1	Bourgogne
FRE1	Nord - Pas-de-Calais
FRF3	Lorraine
FRF1	Alsace
FRC2	Franche-Comté
FRG0	Pays de la Loire
FRH0	Bretagne
FRI3	Poitou-Charentes
FRI1	Aquitaine
FRJ2	Midi-Pyrénées
FRI2	Limousin
FRK2	Rhône-Alpes
FRK1	Auvergne
FRJ1	Languedoc-Roussillon
FRL0	Provence-Alpes-Côte d'Azur
FRM0	Corse
FRY1	Guadeloupe
FRY2	Martinique
FRY3	Guyane
FRY4	La Réunion
FRY5	Mayotte
FRZZ	Extra-Regio

#### **ELLADA/ Ελλάδα**

EL51	Anatoliki Makedonia, Thraki
EL52	Kentriki Makedonia
EL53	Dytiki Makedonia
EL61	Thessalia
EL54	Ipeiros
EL62	Ionia Nisia

EL63	Dytiki Ellada
EL64	Stereia Ellada
EL65	Peloponnisos
EL30	Attiki
EL41	Voreio Aigaio
EL42	Notio Aigaio
EL43	Kriti
ELZZ	Extra-Regio

### **MAGYARORSZAG**

HU11	Budapest
HU12	Pest
HU21	Közép-Dunántúl
HU22	Nyugat-Dunántúl
HU23	Dél-Dunántúl
HU31	Észak-Magyarország
HU32	Észak-Alföld
HU33	Dél-Alföld
HUZZ	Extra-Regio

### **IRELAND**

IE04	Northern and Western
IE05	Southern
IE06	Eastern and Midland
IEZZ	Extra-Regio

### **HRVATSKA**

HR02	Panonska Hrvatska
HR03	Jadranska Hrvatska
HR05	Grad Zagreb
HR06	Sjeverna Hrvatska
HRZZ	Extra-Regio

### **ITALIA**

ITC1	Piemonte
------	----------

ITC2	Valle d'Aosta/Vallée d'Aoste
ITC3	Liguria
ITC4	Lombardia
ITF1	Abruzzo
ITF2	Molise
ITF3	Campania
ITF4	Puglia
ITF5	Basilicata
ITF6	Calabria
ITG1	Sicilia
ITG2	Sardegna
ITH1	Provincia Autonoma Bolzano/Bozen
ITH2	Provincia Autonoma Trento
ITH3	Veneto
ITH4	Friuli-Venezia Giulia
ITH5	Emilia-Romagna
ITI1	Toscana
ITI2	Umbria
ITI3	Marche
ITI4	Lazio
ITZZ	Extra-Regio

**LIETUVA**

LT01	Sostinės regionas
LT02	Vidurio ir vakarų Lietuvos regionas
LTZZ	Extra-Regio

**LUXEMBOURG (GRAND-DUCHÉ)**

LU00	Luxembourg (Grand-Duché)
LUZZ	Extra-Regio

**LATVIJA**

LV00	Latvija
LVZZ	Extra-Regio

**MALTA**

MT00	Malta
MTZZ	Extra-Regio

**NEDERLAND**

NL11	Groningen
NL12	Friesland (NL)
NL13	Drenthe
NL21	Overijssel
NL22	Gelderland
NL23	Flevoland
NL31	Utrecht
NL32	Noord-Holland
NL33	Zuid-Holland
NL34	Zeeland
NL41	Noord-Brabant
NL42	Limburg (NL)
NLZZ	Extra-Regio

**POLSKA**

PL71	Łódzkie
PL21	Małopolskie
PL22	Śląskie
PL81	Lubelskie
PL82	Podkarpackie
PL72	Świętokrzyskie
PL84	Podlaskie
PL41	Wielkopolskie
PL42	Zachodniopomorskie
PL43	Lubuskie
PL51	Dolnośląskie
PL52	Opolskie
PL61	Kujawsko-Pomorskie
PL62	Warmińsko-Mazurskie
PL63	Pomorskie

PL91	Warszawski stołeczny
PL92	Mazowiecki regionalny
PLZZ	Extra-Regio

**PORTUGAL**

PT11	Norte
PT15	Algarve
PT16	Centro (PT)
PT17	Area Metropolitana de Lisboa
PT18	Alentejo
PT20	Região Autónoma dos Açores
PT30	Região Autónoma da Madeira
PTZZ	Extra-Regio

**ROMANIA**

RO11	Nord-Vest
RO12	Centru
RO21	Nord-Est
RO22	Sud-Est
RO31	Sud - Muntenia
RO32	Bucuresti - Ilfov
RO41	Sud-Vest Oltenia
RO42	Vest
ROZZ	Extra-Regio

**SVERIGE**

SE11	Stockholm
SE12	Östra Mellansverige
SE21	Småland med öarna
SE22	Sydsverige
SE23	Västsverige
SE31	Norra Mellansverige
SE32	Mellersta Norrland
SE33	Övre Norrland
SEZZ	Extra-Regio

**SLOVENIJA**

SI03	Vzhodna Slovenija
SI04	Zahodna Slovenija
SIZZ	Extra-Regio

**SLOVENSKA REPUBLIKA**

SK01	Bratislavský kraj
SK02	Západné Slovensko
SK03	Stredné Slovensko
SK04	Východné Slovensko
SKZZ	Extra-Regio

**UNITED KINGDOM**

UKC1	Tees Valley and Durham
UKC2	Northumberland and Tyne and Wear
UKD1	Cumbria
UKD3	Greater Manchester
UKD4	Lancashire
UKD6	Cheshire
UKD7	Merseyside
UKE1	East Yorkshire and North Lincolnshire
UKE2	North Yorkshire
UKE3	South Yorkshire
UKE4	West Yorkshire
UKF1	Derbyshire and Nottinghamshire
UKF2	Leicestershire, Rutland and Northamptonshire
UKF3	Lincolnshire
UKG1	Herefordshire, Worcestershire and Warwickshire
UKG2	Shropshire and Staffordshire
UKG3	West Midlands
UKH1	East Anglia
UKH2	Bedfordshire and Hertfordshire
UKH3	Essex
UKI3	Inner London- West

UK14	Inner London-East
UKI5	Outer London-East and North East
UK16	Outer London- South
UK17	Outer London- West and North West
UKJ1	Berkshire, Buckinghamshire and Oxfordshire
UKJ2	Surrey, East and West Sussex
UKJ3	Hampshire and Isle of Wight
UKJ4	Kent
UKK1	Gloucestershire, Wiltshire and Bristol/Bath area
UKK2	Dorset and Somerset
UKK3	Cornwall and Isles of Scilly
UKK4	Devon
UKL1	West Wales and The Valleys
UKL2	East Wales
UKM5	North Eastern Scotland
UKM6	Highlands and Islands
UKM7	Eastern Scotland
UKM8	West Central Scotland
UKM9	Southern Scotland
UKN0	Northern Ireland
UKZZ	Extra-Regio

## **2) EFTA countries**

### **SCHWEIZ/SUISSE/SVIZZERA**

CH01	Région lémanique
CH02	Espace Mittelland
CH03	Nordwestschweiz
CH04	Zürich
CH05	Ostschweiz
CH06	Zentralschweiz
CH07	Ticino
CHZZ	Extra-Regio

**ÍSLAND**

IS00	Ísland
ISZZ	Extra-Regio

**LIECHTENSTEIN**

LI00	Liechtenstein
LIZZ	Extra-Regio

**NORGE**

NO02	Innlandet
NO06	Trøndelag
NO07	Nord-Norge
NO08	Oslo og Viken
NO09	Agder og Sør-Østlandet
NO0A	Vestlandet
NOZZ	Extra-Regio

**3) Other countries****Црна Гора /MONTENEGRO**

ME00	Crna Gora
MEZZ	Extra-Regio

**Северна Македонија /NORTH MACEDONIA**

MK00	Severna Makedonija
MKZZ	Extra-Regio

**Srbija/Србија**

RS11	City of Belgrade
RS12	Autonomous Province of Vojvodina
RS21	Region Šumadije i Zapadne Srbije
RS22	Region Južne i Istočne Srbije



RSZZ Extra-Regio

### **TURKIYE**

TR10	Istanbul
TR21	Tekirdağ, Edirne, Kırklareli
TR22	Balıkesir, Çanakkale
TR31	Izmir
TR32	Aydın, Denizli, Muğla
TR33	Manisa, Afyonkarahisar, Kütahya, Uşak
TR41	Bursa, Eskişehir, Bilecik
TR42	Kocaeli, Sakarya, Düzce, Bolu, Yalova
TR51	Ankara
TR52	Konya, Karaman
TR61	Antalya, Isparta, Burdur
TR62	Adana, Mersin
TR63	Hatay, Kahramanmaraş, Osmaniye
TR71	Kırıkkale, Aksaray, Niğde, Nevşehir, Kırşehir
TR72	Kayseri, Sivas, Yozgat
TR81	Zonguldak, Karabük, Bartın
TR82	Kastamonu, Çankırı, Sinop
TR83	Samsun, Tokat, Çorum, Amasya
TR90	Trabzon, Ordu, Giresun, Rize, Artvin, Gümüşhane
TRA1	Erzurum, Erzincan, Bayburt
TRA2	Ağrı, Kars, Iğdır, Ardahan
TRB1	Malatya, Elazığ, Bingöl, Tunceli
TRB2	Van, Muş, Bitlis, Hakkari
TRC1	Gaziantep, Adıyaman, Kilis
TRC2	Şanlıurfa, Diyarbakır
TRC3	Mardin, Batman, Şırnak, Siirt
TRZZ	Extra-Regio

### **Shqipëria/Albania**

AL01	Veri
AL02	Qendër
AL03	Jug

ALZZ

Extra-Regio

**ANNEX 2: NACE - STATISTICAL CLASSIFICATION OF ECONOMIC ACTIVITIES****NACE Rev.2 : To use from the 2008 operation onwards**

## SECTION A — AGRICULTURE, FORESTRY AND FISHING

01 Crop and animal production, hunting and related service activities

02 Forestry and logging

03 Fishing and aquaculture

## SECTION B — MINING AND QUARRYING

05 Mining of coal and lignite

06 Extraction of crude petroleum and natural gas

07 Mining of metal ores

08 Other mining and quarrying

09 Mining support service activities

## SECTION C — MANUFACTURING

10 Manufacture of food products

11 Manufacture of beverages

12 Manufacture of tobacco products

13 Manufacture of textiles

14 Manufacture of wearing apparel

15 Manufacture of leather and related products

16 Manufacture of wood and of products of wood and cork, except

17 Manufacture of paper and paper products

18 Printing and reproduction of recorded media

19 Manufacture of coke and refined petroleum products

20 Manufacture of chemicals and chemical products

21 Manufacture of basic pharmaceutical products and pharmaceutical preparations

- 22 Manufacture of rubber and plastic products
- 23 Manufacture of other non-metallic mineral products
- 24 Manufacture of basic metals
- 25 Manufacture of fabricated metal products, except machinery and equipment
- 26 Manufacture of computer, electronic and optical products
- 27 Manufacture of electrical equipment
- 28 Manufacture of machinery and equipment n.e.c.
- 29 Manufacture of motor vehicles, trailers and semi-trailers
- 30 Manufacture of other transport equipment
- 31 Manufacture of furniture
- 32 Other manufacturing
- 33 Repair and installation of machinery and equipment

#### SECTION D — ELECTRICITY, GAS, STEAM AND AIR CONDITIONING SUPPLY

- 35 Electricity, gas, steam and air conditioning supply

#### SECTION E — WATER SUPPLY; SEWERAGE, WASTE MANAGEMENT AND REMEDIATION ACTIVITIES

- 36 Water collection, treatment and supply
- 37 Sewerage
- 38 Waste collection, treatment and disposal activities; materials recovery
- 39 Remediation activities and other waste management services

#### SECTION F — CONSTRUCTION

- 41 Construction of buildings
- 42 Civil engineering
- 43 Specialised construction activities

#### SECTION G — WHOLESALE AND RETAIL TRADE; REPAIR OF MOTOR VEHICLES AND MOTORCYCLES

- 45 Wholesale and retail trade and repair of motor vehicles and motorcycles
- 46 Wholesale trade, except of motor vehicles and motorcycles

47 Retail trade, except of motor vehicles and motorcycles

## SECTION H — TRANSPORTATION AND STORAGE

49 Land transport and transport via pipelines

50 Water transport

51 Air transport

52 Warehousing and support activities for transportation

53 Postal and courier activities

## SECTION I — ACCOMMODATION AND FOOD SERVICE ACTIVITIES

55 Accommodation

56 Food and beverage service activities

## SECTION J — INFORMATION AND COMMUNICATION

58 Publishing activities

59 Motion picture, video and television programme production, sound

60 Programming and broadcasting activities

61 Telecommunications

62 Computer programming, consultancy and related activities

63 Information service activities

## SECTION K — FINANCIAL AND INSURANCE ACTIVITIES

64 Financial service activities, except insurance and pension funding

65 Insurance, reinsurance and pension funding, except compulsory social security

66 Activities auxiliary to financial services and insurance activities

## SECTION L — REAL ESTATE ACTIVITIES

68 Real estate activities

## SECTION M — PROFESSIONAL, SCIENTIFIC AND TECHNICAL ACTIVITIES

- 69 Legal and accounting activities
- 70 Activities of head offices; management consultancy activities
- 71 Architectural and engineering activities; technical testing and analysis
- 72 Scientific research and development
- 73 Advertising and market research
- 74 Other professional, scientific and technical activities
- 75 Veterinary activities

#### SECTION N — ADMINISTRATIVE AND SUPPORT SERVICE ACTIVITIES

- 77 Rental and leasing activities
- 78 Employment activities
- 79 Travel agency, tour operator reservation service and related activities
- 80 Security and investigation activities
- 81 Services to buildings and landscape activities
- 82 Office administrative, office support and other business support

#### SECTION O — PUBLIC ADMINISTRATION AND DEFENCE; COMPULSORY SOCIAL SECURITY

- 84 Public administration and defence; compulsory social security

#### SECTION P — EDUCATION

- 85 Education

#### SECTION Q — HUMAN HEALTH AND SOCIAL WORK ACTIVITIES

- 86 Human health activities
- 87 Residential care activities
- 88 Social work activities without accommodation

#### SECTION R — ARTS, ENTERTAINMENT AND RECREATION

- 90 Creative, arts and entertainment activities

91 Libraries, archives, museums and other cultural activities

92 Gambling and betting activities

93 Sports activities and amusement and recreation activities

#### SECTION S — OTHER SERVICE ACTIVITIES

94 Activities of membership organisations

95 Repair of computers and personal and household goods

96 Other personal service activities

#### SECTION T — ACTIVITIES OF HOUSEHOLDS AS EMPLOYERS; UNDIFFERENTIATED GOODS- AND SERVICES-PRODUCING ACTIVITIES OF HOUSEHOLDS FOR OWN USE

97 Activities of households as employers of domestic personnel

98 Undifferentiated goods- and services-producing activities of private households for own use

#### SECTION U — ACTIVITIES OF EXTRATERRITORIAL ORGANISATIONS AND BODIES

99 Activities of extraterritorial organisations and bodies

**ANNEX 3: ISCO: INTERNATIONAL STANDARD CLASSIFICATION OF OCCUPATIONS****ISCO-08 : To use from the 2011 operation onwards**

Please refer to:

<http://www.ilo.org/public/english/bureau/stat/isco/isco08/index.htm>



## ANNEX 4: THE ENTERPRISE AND LOCAL UNIT

### The enterprise

The concept of enterprise is based on 'legal units' and 'institutional units'.

#### *Combination of legal units*

"The *enterprise* is the smallest combination of *legal units* [defined below] that is an organisational unit producing goods and services, which benefits from a certain degree of autonomy in decision-making, especially for the allocation of its current resources..... An enterprise may be a sole legal unit." However, under certain circumstances, it can "correspond to a grouping of several legal units. Some legal units, in fact, perform activities exclusively for other legal units and their existence can only be explained by administrative factors (e.g. tax reasons), without them being of any economic significance. A large proportion of the legal units with no persons employed also belong to this category. In many cases the activities of these legal units should be seen as ancillary activities of the parent legal unit they serve, to which they belong and to which they must be attached to form an enterprise used for economic analysis.

Hence to constitute the enterprise unit, use is made of legal units that exercise, wholly or partially, a productive activity. *Legal units* include: "legal persons whose existence is recognised by law independently of the individuals or institutions which may own them or are members of them"; and "natural persons who are engaged in an economic activity in their own right". The legal unit always forms, either by itself or sometimes in combination with other legal units, the legal basis for the statistical unit known as the 'enterprise'.

#### *Institutional units.*

"In the corporate enterprises sector, the enterprise corresponds to the institutional units used in the ESA. Similar institutional units also exist in the general government and private non-profit institutions sectors". Here, the *institutional unit* refers to "an elementary economic decision-making centre characterised by uniformity of behaviour and decision-making autonomy in respect of its principal function. A unit is regarded as constituting an institutional unit if it has decision-making autonomy in respect of its principal function and keeps a complete set of records". This includes public and private companies and public corporations; agencies of general government; and co-operatives or partnerships, public enterprises, non-profit institutions etc., recognised as independent legal entities. Also included are other quasi-corporate enterprises (sole proprietorships and other partnerships and public enterprises) "in so far as their economic and financial behaviour can be separated from that of their owners and resembles that of corporate enterprises". Household enterprises - not necessarily keeping a complete set of accounts but by convention deemed to have autonomy of decision-making - also form institutional units. The institutional unit in the household sector covers all activities of households, while the term 'enterprise' is reserved exclusively for their production activities.

#### *Classification by principal activity*

Units such as enterprises or 'local units' are classified in terms of their *economic activity of production*. An 'activity' takes place when "resources such as equipment, labour, manufacturing techniques, information networks of products are combined, leading to the creation of specific goods or services." An activity is characterised by "an input of products (goods and services), a production process and an output of products", and is classified by reference to a specific level of NACE Rev.1.

If a unit carries out more than one activity, the following procedure applies to its classification. A distinction is made between *principal activity* and *secondary activities*. For this purpose "all the activities which are not ancillary activities are ranked according to the gross value-added at factor cost that they generate... If no value-added figures are available, other criteria must be used, such as, for example, employment, payroll, turnover and assets, with a view to obtaining the closest possible approximation to the classification which would have been obtained on the basis of value-added.... If one activity accounts for over 50% of the value added, this determines the classification of the unit. In all other cases ... classification is carried out in stages from the highest level of aggregation... [and] at each level [it] must be compatible with the previous level". In the EU-SILC, information is sought on the nature of economic activity of the local unit only to the second-digit level (section and division) of the classification.

Principal and secondary activities are “backed up by *ancillary activities*, such as, for example, administration, accounts, data processing, process monitoring, purchasing, sales and marketing, warehousing, repairs, transport and renovation. These ancillary activities within a unit are carried out in order to permit or facilitate production by the unit of goods and services for third parties.” The products of ancillary activities do not generate gross fixed capital formation nor do they normally form part of the unit’s end product, and are not themselves supplied to third parties. Examples of ancillary activities include the production of small implements for the unit’s use, own-account transport, sales of own products, or the administrative departments of an enterprise. For the purpose of classification according to type of activity of the enterprise or other economic unit, the general rule is that “the ancillary activity is not taken into account when classifying the activity of the entity by which the ancillary activities are carried out”.

The concept of principal activity applies to any level of units. The EU-SILC seeks information at the *level of the local unit*, as defined below. In the case of a local unit engaged only in ancillary activity, its activity classification is determined by the principal activity of the unit or units that it serves in the enterprise.

### **The local Unit**

An enterprise carries out one or more activities at one or more locations. The *local unit* is “an enterprise or part thereof (e.g. a workshop, factory, warehouse, office, mine or depot) situated in a geographically-identified place. At or from this place, economic activity is carried out for which - save for certain exceptions - one or more persons work (even if only part-time) for one and the same enterprise.” Further explanatory rules include the following.

- A geographically-identified place is interpreted on a strict basis: two units belonging to the same enterprise at different locations (even within the smallest administrative unit of the Member State) are regarded as separate local units;
- If a person works in more than one place or at home, the local unit is taken to be place from which instructions emanate or from where the work is organised.

The concept of a local unit relates to the operational definition of the *establishment* in ISIC Rev.3 as follows. A single local unit may carry out, at a single location, more than one kind of activities. The operational definition of the establishment corresponds to the *local kind-of-activity unit (local KAU)*, i.e. the part of the enterprise KAU which corresponds to a local unit. As to the definition of an enterprise KAU, it “groups all the parts of an enterprise contributing to the performance of an activity at class level (four digits) of NACE Rev. 1 and corresponds to one or more operational subdivisions of the enterprise”.

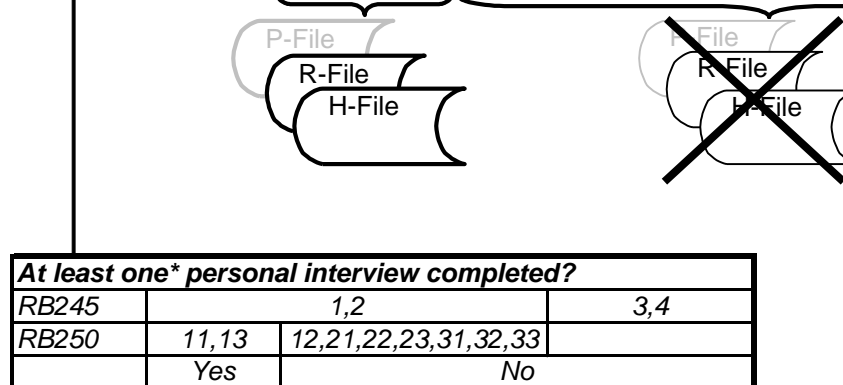
## ANNEX 5: REGISTER FILES IN EU-SILC

The aim of this annex is to help to fill the register files focusing on the variables and their values.

In the tables on the following pages, a "key variable" is variable that identifies the household and its members and links the different files. "x" means that the variable should be filled with any value of the list of target variables. Values in brackets are values of the corresponding flag-variable.

### 1) Household register (D-file)

Variable	Value		
DB010	YEAR - key variable		
DB020	COUNTRY - key variable		
DB030	HID - key variable		
DB040	x		
DB050	x		
DB060	x		
DB062	x		
DB070	x		
DB075	x		
DB080	x		
DB090	x		
DB100	x		
DB110	1	2,8,9	3,4,5,6,7,10
DB120	[-2]	11	21,22,23,[-1] [-2]
DB130	11	21,22,23,24,[-1]	[-2]
?	Yes	No	
DB135	1	2,[-1]	[-2]



\* If there is a selected respondent, his/her interview must be completed

YEAR = year of the survey (4 digits)

COUNTRY = country code (2 characters)

HID = household number (up to 7 digits) + 2 digit split number

- Household number must be unique during whole survey

- Split number must be unique per household
- Split number is '00' for a new household (DB110 = 9)
- Households from previous wave (DB110 = 1,2,3,4,5,6,7 or 10) keep their HID
- For every split-off household (DB110 = 8) the next not used split number will be given

If no household interview or no personal interview is completed, then no data for this household must be provided in the R-, H-, and P-File.

Split of a household:

- The household which stays at the same address as in the previous year, keeps the HID (DB110 = 1).
- The split-off household(s) receive(s) an HID with the household number and the next non-used split number (DB110 = 8).
- If no household stays at the same address as in the previous year, then the household with the member that has the lowest 'person number' for that HID in the previous wave keeps the HID (DB110 = 2).

Fusion of two sample households (each household has an own HID from previous year):

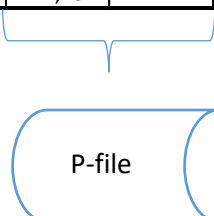
- The new household keeps the HID of the household which was at the same address in the previous year (DB110 = 1).
- The other HID will be coded DB110 = 10 and dropped next year.
- If no household stays at the same address as in the previous year, the HID of the previous household of the member with lowest 'person number' in the current year will be chosen.

Follow-up of the households

<i>DB110 (fixed HID)</i>		
<b>year - 1</b>	<b>current year</b>	<b>year + 1</b>
1,2,8,9	1 except DB130 = 21 or DB130_F= -1	1,2,3,4,5,6,7,10 drop
1,2,8,9	2 except DB120 = 21,23 or DB120_F= -1 or DB130 = 21 or DB130_F= -1	1,2,3,4,5,6,7,10 drop
1,2,8,9	3	drop
1,2,8,9	4	drop
1,2,8,9	5	drop
1,2,8,9	6	drop
1,2,8,9	7	drop
na	8 except DB120 = 21,23 or DB120_F= -1 or DB130 = 21 or DB130_F= -1	1,2,3,4,5,6,7,10 drop
na	9 except DB120 = 21,22,23 or DB120_F= -1 or DB130 = 21,22,23,24 or DB130_F= -1	1,2,3,4,5,6,7,10 drop
1,2,8,9	10	drop
except		
<b>2 consecutive years: year - 1 + current year</b>		<b>year + 1</b>
DB120 not = 11 or DB130 not = 11 or DB135 not = 1		drop

## 2) Personal register (R-file)

Variable	Value				
RB010	YEAR-key variable				
RB020	COUNTRY-Key variable				
RB030	PID-Key variable				
RB040	HID-Key variable				
RB100	x				
RB110	1,2,4	3	5	6	[-1]
RB120	[-2]	[-2]	x	[-2]	[-2]
RB050	only cross-sectional				
RB060	x				
RB080	x				
RB081	x				
RB082	x				
RB083	x				
RB090	x				
RB200	x				
RB211	x				
RB220	x				
RB230	x				
RB240	x				
RB280	x				
RB285	x				
RB290	x				
RB245	1,2,3	4			
RB250	11,13	12	21,22,23,31,32,33	[-2]	



YEAR = year of the survey (4 digits)

COUNTRY = country code (2 characters)

PID = original HID + 2 digit sequential number

- Must be unique during whole survey
- Two digit sequential number must be unique for each household
- Members from previous year (RB110 = 1,2,5 or 6) keep their PID

HID = current HID (= DB030)

Sample person (first-year member of a household)

<b>RB100 (PID first year in survey independent from HID)</b>						
RB110	1, 2				3, 4	
RB245	1	2	3	4		
AGE*				<16	16+	
RB100	1	1	2	2	1	2

\*AGE-All members aged 16 and over belonging to an interviewed household at the time of selection of the initial sample for a panel

Members from previous year keep the value of RB100.

Follow-up of the household members

<b>RB110 (fixed PID) in same HID</b>		
Year-1	Current year	Year +1
1,2,3,4	1	1,5,6
Na	2	1,5,6
Na	3	1,5,6
Na	4	1,5,6
1,2,3,4	5	Drop
1,2,3,4	6	Drop

- If DB135 not = 1 in year - 1, then the values of year - 1 correspond to year - 2
- If RB110\_F = -1 the person will normally be dropped in year + 1
- If RB110 = 5 and RB120 = 1 and RB100 = 1 then this PID will be recorded twice in the R-file, but with different RB040 (RB110 = 5 with RB040 of previous year (household where the person moved out) and RB110 = 2 with RB040 of current year (household where the person lives actually))

## ANNEX 6: EXAMPLE OF THE INCOME FLAG CONSTRUCTION AND IMPUTATION FACTOR<sup>69</sup>

### Key rules on flags and imputation factor

- The flag should not have any decimal points;
- All variables must have a flag (except key variables);
- Only income variables use 2-digit and 3-digit flags;
- Zero income needs to be treated as any other income values hence, the respective flags needs to be provided;
- The modalities of flag should be as are described in the guidelines, the value recorded for the flag must be among the listed flag modalities;
- Income variables, exceptionally can be missing only for cases when this 'scheme does not exist at national data', 'amount included in another income component' or 'simply missing' so, when the respective flags are '-1', '-4', '-5';
- The imputation factor must be provided for all income variables;
- The imputation factor is missing only for cases when the flag is: '-1', '-4' or '-5' or if the problem of dividing by 0 appears;
- If the collected amount is the same as recorded amount, the imputation factor is 100;
- If the full amount is not collected but is imputed, the imputation factor is 0.

### Example of HY040N/G constructed from several components

Table 9 shows the description of flags for HY040G/HY040N: Income from rental of a property or land. This variable uses two-digit flags. The first digit expresses the 'most common source or method' and the second digit expresses the 'type of collected value'.

The imputation factor shows which percentage of a recorded (registered) value is collected and which is imputed, it can be negative, positive or zero and it is expressed as a number with two decimal places.

### Flags for HY040G/N variable

Type of variable	Flag name	Flag comp.	Type of information	Values	
Income variable	_F	<i>Two-digit flag: first digit</i>	Most common source or method	1	Collected via survey/interview
				2	Collected from administrative data
				3	Deductive/logical imputation (also including top- and bottom-coding)
				4	Gross/net conversion
				5	Model-based imputation
				6	Donor imputation
				7	Not possible to establish the most common source or method
		<i>Two-digit flag: second digit</i>	Type of collected value	1	Net of tax on income at source and social contributions
				2	Net of tax on income at source
				3	Net of social contributions
				4	Mix of different nets
				5	Gross
				6	Income component(s) not taxed
				7	Mix of net and gross
	8			Unknown	
_IF	Imputation factor = collected value / recorded value *100		-999999.99-999999.99		
		.	If problem of dividing by 0 appears		

### Example A. Variable HY040N: Income from rental of a property or land

<sup>69</sup> More information can be found in the paper presented in the 19<sup>th</sup> TF meeting of revision of legal basis:

<https://circabc.europa.eu/ui/group/853b48e6-a00f-4d22-87db-c40bafd0161d/library/3554739a-3d49-41e4-91df-9a60ca74af55/details>



Net income from rental of property or land is constructed from different components. Each of the components comes from different source or method. The flag for the main variable and the imputation factors need to be based on all components.

### The main database by components

HY040N	Component of income	value	Source	Type of collected value
HY040N_1	1	3000	Collected via survey/interview	Net is not taxed at all
HY040N_2	2	1550	Collected via survey/interview	Not known
HY040N_3	3	1000	Administrative data	Net of tax on income at source
HY040N_4	4	500	Gross/net conversion	Gross
HY040N_5	5	100	Collected via survey/interview	Not known

### Source used to define the flag

Source	value
Collected via survey/interview	4650
Administrative data	1000
Gross/net conversion	500

### Construction of the variable

HY040N\_1: Amount of 3000 EUR was reported directly by the household respondent. Moreover, the reported amount is the same in gross and in net (i.e. the amount is not taxed at all).

HY040N\_2: The amount of 1550 EUR is collected via interview but the respondent did not know if this amount is subject of taxation and social contributions or not.

HY040N\_3: From administrative source, amount of 1000 EUR was recorded as Net of tax on income at source.

HY040N\_4: For this income component, the amount is collected as gross as it was much easier to be declared by the responded and the net amount is estimated using gross/net conversion generating an amount of net as 500 EUR.

HY040N\_5: The respective amount is collected via survey/interview and is recorded the amount of 100 EUR but it is not known if this is gross or net and if is taxed or not.

Summing all three components, the total amount of HY040N =6150 EUR.

### Construction of the flag variable

HY040N shows that reported values is net but it does not show how this value was collected, if it was collected net or was calculated e.g. from the gross/net value. Since variable HY040N presents income, the respective '\_F' variable and '\_IF' variable must be provided as follows:

*1<sup>st</sup> digit flag (Most common source or method):* As mentioned earlier, variable HY040N consists of five components with various sources and methods: interview with respondent, administrative source and using gross/net conversion. The highest amount comes from interview (4650 EUR).

So, the ratio (by sources) will be  $4650/(4650+1000+500)=75.6\%$ , the most common source or method is '1-collected via survey/interview'.

*2<sup>nd</sup> digit flag (Type of collected value):* For this exercise, the types of collected values of all five components are different: gross, net, not taxed incomes but most importantly, some of the types of collected values are unknown. For that reason, the appropriate code for the second digit of flag is '8 Unknown'.

HY040N\_F=18.

	HY040N_1	HY040N_2	HY040N_3	HY040N_4	HY040N_5	HY040N	First digit	Second digit	HY040N_F
Component of income	1	2	3	4	5				
value	3000	1550	1000	500	100	6150	4650/(4650+1000+100)=75.6%		
Source	Collected via survey/interview	Collected via survey/interview	Administrative data	Gross/net conversion	Collected via survey/interview		Collected via survey/interview F1=1		18
Type	amount not taxed at all	Unknown	Net of tax on income at source	Gross	Unknown			Unknown F2=8	

### Construction of the Imputation factor

The imputation factor will be a number with two decimal places with values in the following interval: [-999999.99 - 999999.99] which means that negative values are allowed.

The value will be missing if problem of dividing by 0 appears and if the flag is '-1', '-4', '-5' or '-7'.

*IF (imputation factor):* For this exercise, four out of five components were collected.

$$\text{Imputation factor} = \frac{\text{collected value}}{\text{recorded value}} * 100 = \frac{5650}{6150} * 100 = 91.87$$

Therefore, they will be summed up and divided by the total amount recorded for this variable (result: IF=91.87).

HY040N\_IF=91.87

### Example B. Variable HY040G: Income from property or land

The gross income from property or land is calculated based on declared income from 4 components. The income flag and imputation factor will be defined through analysis of each of them.

#### Source used on HY040G

HY040G	Component of income	value	Source
HY040G_1	1	10000	Gross/net conversion
HY040G_2	2	5000	Gross/net conversion
HY040G_3	3	7000	Collected via survey/interview
HY040G_4	4	3000	Collected via survey/interview

### Construction of the variable

HY040G\_1: The first income component was collected from administrative source as Net of tax on income. Therefore, the collected amount had to be imputed using the gross/net conversion (10000 EUR) with data taken from administrative source.

HY040G\_2: The second income component was collected from interview as Net of tax on income. The gross amount was estimated through using the gross/net conversion (5000 EUR) from the collected net.

HY040G \_3: This component is collected as gross income of 7000 EUR which was provided by the household respondent.

HY040G \_4: The respective amount is collected as gross income of 3000 EUR which was provided by the household respondent.

Summing all four components, the total amount of HY040G is 25000 EUR.

#### *Construction of the flag variable*

Since variable HY040G presents gross income, the recorded value is known while the collected one needs to be defined based on the second digit of the flag. The ‘\_F’ variable (as two digit flag) and ‘\_IF’ variable must be provided as follows:

*1<sup>st</sup> digit flag (Most common source or method)*: For this example, we could say that the main source used for the computation of this variable will be defined based on main source or method. As amount of 15000 EUR was estimated using gross/net conversion and 10000 collected via survey/interview, the Ratio is  $15000/(15000+10000)=65.2\%$  showing that the most common source or method is gross/net conversion.

*2<sup>nd</sup> flag (type of collected value)*: The first component were initially collected from administrative sources as Net of tax on income while the second component via interview as Net of tax on income and the gross were estimated using gross/net conversion. The two other components were collected as gross via interview. However, component collected as net are converted into gross using the gross/net conversion. Therefore, the appropriate code is ‘7 Mix of net and gross’.

HY040G\_F=47

#### *Construction of the Imputation factor*

*IF (imputation factor)*: The first and second component had to be imputed using the gross/net conversion (result: IF=40.00); as there were no negative components, the result is the same either using the sums of absolute or of real numbers.

HY040G\_IF=40.00

#### **Example C. Variable HY040G: Income from property or land**

The gross income from property or land is not reported through interview so it is decided to be imputed using donor imputation. The estimated value of HY040G is 200 EUR using donor imputation.

The total amount of HY040G is 200 EUR, collected from one component only.

We know the recorded value and type of recorded value, but we don’t know if this value was collected directly or was as a result of calculation, estimation or imputation. For this the flag will give the information for the main source used to collect the value and about how the variable was collected.

#### *Construction of the flag variable*

*1<sup>st</sup> digit flag (Most common source or method)*: For this example, the main source or method is donor imputation, so the first digit will be ‘6-donor imputation’.

*2<sup>nd</sup> digit flag (type of collected value)*: The only component was not initially collected via interview and the gross was estimated through the donor imputation for the respective respondent. Therefore, the appropriate code is '9 Not applicable (the value was not collected)'.

HY040G\_F=69

*Construction of the Imputation factor*

IF (imputation factor): The whole amount had to be imputed using the donor imputation method and the recorded value was all due imputation hence, '\_IF'=0.

HY040G\_IF=0



## ANNEX 7. LINKS TO EXTERNAL RESOURCES

NUTS 2: nomenclature of territorial units for statistics

### OVERVIEW

<http://ec.europa.eu/eurostat/web/nuts/overview>

History: <https://ec.europa.eu/eurostat/web/nuts/history>

The RAMON version is here: [https://ec.europa.eu/eurostat/ramon/index.cfm?TargetUrl=DSP\\_PUB\\_WELC](https://ec.europa.eu/eurostat/ramon/index.cfm?TargetUrl=DSP_PUB_WELC)

Regulation: <https://eur-lex.europa.eu/legal-content/EN/TXT/?qid=1571919890809&uri=CELEX:32019R1755>

Classification of countries

### GLOSSARY OF COUNTRY CODES

[http://ec.europa.eu/eurostat/statistics-explained/index.php/Glossary:Country\\_codes](http://ec.europa.eu/eurostat/statistics-explained/index.php/Glossary:Country_codes)

SCL GEO Code

[https://ec.europa.eu/eurostat/ramon/nomenclatures/index.cfm?TargetUrl=LST\\_NOM\\_DTL&StrNom=CL\\_GEO&StrLanguageCode=EN&IntPcKey=45690330&StrLayoutCode=HIERARCHIC](https://ec.europa.eu/eurostat/ramon/nomenclatures/index.cfm?TargetUrl=LST_NOM_DTL&StrNom=CL_GEO&StrLanguageCode=EN&IntPcKey=45690330&StrLayoutCode=HIERARCHIC)

NACE- STATISTICAL Classification of Economic Activities

### TRANSITION BETWEEN NACE REV. 1.1 AND NACE REV. 2

<http://ec.europa.eu/eurostat/web/nace-rev2/transition>

NACE REV.2

<http://ec.europa.eu/eurostat/web/nace-rev2/overview>

### CORRESPONDANCE TABLES

[http://ec.europa.eu/eurostat/web/nace-rev2/correspondence\\_tables](http://ec.europa.eu/eurostat/web/nace-rev2/correspondence_tables)

ISCO: International Standard Classification of Occupations

ISCO-88

<http://www.ilo.org/public/english/bureau/stat/isco/isco88/index.htm>

ISCO-08

<http://www.ilo.org/public/english/bureau/stat/isco/isco08/index.htm>

### OTHER VERSIONS AND FURTHER INFORMATION

<http://www.ilo.org/public/english/bureau/stat/isco/intro.htm>

ISCED: International Standard Classification of Education

---

## BACKGROUND INFORMATION AND DIFFERENT VERSIONS

[http://ec.europa.eu/eurostat/statistics-explained/index.php/International\\_Standard\\_Classification\\_of\\_Education\\_\(ISCED\)](http://ec.europa.eu/eurostat/statistics-explained/index.php/International_Standard_Classification_of_Education_(ISCED))

---

### Regulations

---

Regulation (EU) 2019/1700 of the European Parliament and of the Council of 10 October 2019 (IESS)  
<https://eur-lex.europa.eu/legal-content/EN/TXT/?uri=OJ:L:2019:261I:TOC>

Commission Implementing Regulation (EU) 2019/2181 of 16 December 2019 (Common concepts implementing regulation):  
[https://eur-lex.europa.eu/legal-content/EN/TXT/?uri=uriserv:OJ.L\\_.2019.330.01.0016.01.ENG&toc=OJ:L:2019:330:TOC](https://eur-lex.europa.eu/legal-content/EN/TXT/?uri=uriserv:OJ.L_.2019.330.01.0016.01.ENG&toc=OJ:L:2019:330:TOC)

Commission Delegated Regulation (EU) 2020/256 of 16 December 2019 (Multiannual planning delegated act): [https://eur-lex.europa.eu/legal-content/EN/TXT/?uri=uriserv:OJ.L\\_.2020.054.01.0001.01.ENG](https://eur-lex.europa.eu/legal-content/EN/TXT/?uri=uriserv:OJ.L_.2020.054.01.0001.01.ENG)

Commission Implementing Regulation (EU) 2019/2180 of 16 December 2019 (Quality reports implementing regulation): [https://eur-lex.europa.eu/legal-content/EN/TXT/?uri=uriserv:OJ.L\\_.2019.330.01.0008.01.ENG&toc=OJ:L:2019:330:TOC](https://eur-lex.europa.eu/legal-content/EN/TXT/?uri=uriserv:OJ.L_.2019.330.01.0008.01.ENG&toc=OJ:L:2019:330:TOC)









Commission Implementing Regulation (EU) 2019/2242 of 16 December 2019 (SILC implementing regulation): <https://eur-lex.europa.eu/legal-content/EN/TXT/?qid=1580904011697&uri=CELEX:32019R2242>








Commission Delegated Regulation (EU) 2020/258 of 16 December 2019 (SILC list of variables delegated act): [https://eur-lex.europa.eu/legal-content/EN/TXT/?uri=uriserv:OJ.L\\_.2020.054.01.0016.01.ENG](https://eur-lex.europa.eu/legal-content/EN/TXT/?uri=uriserv:OJ.L_.2020.054.01.0016.01.ENG)

---







### ANNEX 8: EXAMPLES OF DWELLING TYPES

The aim of this annex is to give different examples find during data collection and how to fill in appropriate way respecting the modalities of HH010 variable.

Dwelling type	Illustration	Comments
<b>Detached house</b>		
One dwelling		
One dwelling with two or more floors		
<b>Semi-detached or terraced house</b>		
Two dwellings (one above another) with separate entrance		E.g. external stairs
Two dwellings one above another (each has 2 floors) with separate entrance		
Two attached dwellings with separate entrance (one floor)		
Two attached duplex dwellings with separate entrance		
Three attached dwellings with separate entrance		
Three attached duplex dwellings with separate entrance		
Three attached buildings (each has 2 duplex dwellings) with separate entrance		Semi-detached house unless it's a block of flat where you enter the staircase from the main entrance getting out to the street.

		
Two dwelling with different entrance, one of them duplex and the other one no		
<b>Apartment or flat in a building with less than 10 dwellings</b>		
Two dwellings (one above another) with common entrance		
Two dwellings (one above another) (each has 2 floors) with common entrance		
Three attached buildings (each has 2 duplex dwellings) with common entrance		
Two dwellings with common entrance		
Four duplex dwellings with separate entrance		



Four duplex dwellings with separate entrance		
One building with two (or more) entrance, each entrance has different number of floors and different number of dwellings		
<b>Apartment or flat in a building with 10 or more dwellings</b>		
Ten or more apartments with the same entrance		
Ten or more apartments with two different entrances		
2 entrances and one entrance more floors		
2 entrances and at the last floor a duplex		
<b>Other kind of accommodation</b>		
Cave		
Hut		
Van		
Tent		



Other not listed above		
------------------------	--	--

## ANNEX 9: CLASSIFICATION OF COVID-19 BENEFITS

Recommendations have adopted in the end of 2020 and if there is need this recommendations will be updated in the upcoming years.

Table 1. Recommended classification of COVID-19 benefits under EU-SILC income variables

<b>COVID-19 Benefits/Measures</b>	<b>EU-SILC income component</b>
Social benefits	EU-SILC benefits by specification of the benefit (PY090, PY100, PY110, PY120, PY130, PY140, HY050, HY060, HY070)
Benefits from government to the employees	EU-SILC benefits by specification of the benefit (PY090, PY100, PY110, PY120, PY130, PY140, HY050, HY060, HY070)
Support from government to the employees via employers	Employee cash or near cash income (PY010)
Direct support from government to the employees	EU-SILC benefits by specification of the benefit (PY090, PY100, PY110, PY120, PY130, PY140, HY050, HY060, HY070)
Government business support for self-employed persons	Cash benefits or losses from self-employment (PY050)
Benefits from government to the self-employed persons	EU-SILC benefits by specification of the benefit (PY090, PY100, PY110, PY120, PY130, PY140, HY050, HY060, HY070)
“Wage” compensation support from government to the self-employed persons	Cash benefits or losses from self-employment (PY050)
Collective vouchers	Not part of household disposable income (in kind income)
Specific vouchers provided from the employer to the employees	Non-cash employee income (PY020) (in kind income)

### Recommended classification of COVID-19 benefits

#### 1. Benefits/support from government to the households or individual (household members)

**All benefits or allowances received by household or a person based on COVID-19 measures should be classified under existing EU-SILC social benefits variables.**

EU-SILC social benefit variables:

- Family/children-related allowances (HY050);
- Housing allowances (HY070);
- Unemployment benefits (PY090);
- Old-age benefits (PY100);
- Survivors' benefits (PY110);
- Sickness benefits (PY120);

- Disability benefits (PY130);
- Education-related allowances (PY140);
- Social exclusion not elsewhere classified (HY060).

The classification should be based on the purpose of the specific benefits, not based on the source.

When the beneficiaries meet multiple criteria for receiving the specific benefit or in case of overlapping social protection functions where the benefits cannot be clearly distinguish and classify under specific variable, the following elements should be taken into account by MS for proper allocation:

- If one of the criteria is an unemployment situation, the benefits should be classified under “PY090 - Unemployment benefits”;
- If one of the criteria is a sickness situation and unemployment is not a criteria, the benefits should be classified under “PY120 – Sickness benefits”;
- If one of the criteria is a “looking after the child or disabled child/person” situation and unemployment or sickness are not a criteria, the benefits should be classified under “HY050 - Family/children-related allowances”;
- If the beneficiaries meet one of the criteria - being a pensioner, a disabled persons or a beneficiary of the survivors’ benefits, priority should be given as indicated:
  1. Pensioner (in retirement or early retirement)
  2. Disabled person
  3. Survivors’ beneficiary

When the household/person receives “Housing allowances” and the purpose of this benefit is mainly to help household to meet the cost of housing this benefit should be classified under “HY070 – Housing allowances”.

<b>Social benefits</b>	▶	<b>EU-SILC benefits (PY090, PY100, PY110, PY120, PY130, PY140, HY050, HY060, HY070)</b>
------------------------	---	---

The proposed classification and ranking of the benefits is in line with Methodological guidelines and description of EU-SILC target variables and with ESSPROS manual.

## 2. Benefits/support from government to the employees

***If the employee receives benefits/support under EU-SILC social benefits (from government or from non-profit institutions serving households (NPISHs)), these benefits/support should be classified under existing EU-SILC social benefits variables***

Varieties of aid packages were introduced during the COVID-19 outbreak. When the specific aid package (“cash” support) can be classified as benefit this support should be recorded as a part of social benefit variables defined under EU-SILC. Such payments can be made through collectively organized schemes or outside such schemes by government units. This kind of support can be distinguished from other benefits or wages using the administrative registers or a questionnaire.

<b>Benefits/support from government to the employees</b>	▶	<b>EU-SILC benefits (PY090, PY100, PY110, PY120, PY130, PY140, HY050, HY060, HY070)</b>
--	---	---

## 3. Support from government to the employees via employers:

- Lump-sums or periodic payments to the employer keeping his employees on payroll;
- Support from government to the employer, to subsidise partially or fully wages of the employees;
- Wage compensation for parents or persons caring a disable person.

The employers can receive different subsidies to continue paying the wages or part of the wages to their employees during the period of reduced or fully stopped activities. The employer may be obligated or not to pay full wages to the employees despite actual non-working conditions.

The employer may pay actual working hours worked by the employee and the rest of the wage is subsidised by the government. Another possibility is if the employee receives reduced salary based on historical evolution of his salary, or reduced salary based on minimum or average of country specific wage. In this case, the employer may be obligated or may voluntarily pay part of the employee's salary.

It might be difficult to distinguish such payments for survey respondents. Eurostat recommends this kind of payment to be classified as part of "Employee cash or near cash income – PY010".

If this kind of payment can be distinguished from the actual wage, MS can decide to record such payment under social benefits according to national needs and specifications. Such action should be coordinated with other national statistics (NA or ESSPROS) before final classification as a benefit based on the purpose not on the source of the payment. In this case, governmental support should be classified unarguably under one of the existing social benefit variables.

<b><i>Support from government to the employees via employers</i></b>	▶	<b><i>PY010 - Employee cash or near cash income</i></b>
--	---	---

#### 4. Direct support from government to the employees

This kind of cash support should be classified as benefits or allowances and should be recorded under existing EU-SILC social benefit variables.

Exception is the government support (bonus/additional payments to the salary) to public employees (as health personal, police officers, fire brigade or other civil protection units etc.) involved to prevent spread of the disease and to support the persons, which need help. Such kind of payment should be classified under "Employee cash or near cash income – PY010"

<b><i>Direct support from government to the employees</i></b>	▶	<b><i>EU-SILC benefits (PY090, PY100, PY110, PY120, PY130, PY140, HY050, HY060, HY070)</i></b>
---	---	--

#### 5. Government business support for self-employed persons

Varieties of support measures for small and medium enterprises (SMEs) and/or self-employed persons are provided by countries. Some of these measures are: lump-sums, rent support, periodical and regular payments, support for operational costs, reimbursement of expenses for loans and other payments to support business operations of the self-employed persons. It can be difficult for self-employed persons to separate all the different types of support, which will affect profits or losses from self-employment. All this kind of benefits should be considered as part of "PY050 - Cash benefits or losses from self-employment"

<b><i>Government business support for self-employed persons</i></b>	▶	<b><i>PY050 - Cash benefits or losses from self-employment</i></b>
---	---	--

#### 6. Benefits from government to the self-employed persons

***If the self-employed person receives benefits/support under EU-SILC social benefits (from government or from non-profit institutions serving households (NPISHs)), these benefits/support should be classified under existing EU-SILC social benefits variables***

Such payments should be considered as part of the benefits received by household members and individuals not as self-employed. All this kind of payment should be classified as benefits or allowances and should be recorded under existing EU-SILC social benefit variables.

<b><i>Benefits from government or NPISHs to the self-employed persons</i></b>	▶	<b><i>EU-SILC benefits (PY090, PY100, PY110, PY120, PY130, PY140, HY050, HY060, HY070)</i></b>
---	---	--

When this kind of payments cannot be fully separated from business aid packages (subsidies), the payment can be considered as part of “PY050 - Cash benefits or losses from self-employment”.

#### 7. “Wage” compensation support from government to the self-employed persons

Self-employed persons can receive wage compensation in parallel with other business subsidies and supports. When this compensation is granted on the condition that the self-employed persons will remain under self-employment status this compensation should be classified under “PY050 - Cash benefits or losses from self-employment”.

<b>“Wage” compensation support from government to the self-employed persons</b>	▶	<b>PY050 - Cash benefits or losses from self-employment</b>
---	---	---

In case of benefits payment to the self-employed person as part of the family/household or as unemployed person the payment must be classified under appropriate social benefit variable.

<b>“Wage” compensation support from government to the self-employed persons</b>	▶	<b>EU-SILC benefits (PY090, PY100, PY110, PY120, PY130, PY140, HY050, HY060, HY070)</b>
---	---	---

#### 8. Collective vouchers

Not to be classified as part of household or personal income. Collective vouchers (as vouchers for food or hygiene products or touristic vouchers etc...) should not be classified and should not be recorded under any household or personal income variable.

#### 9. Specific vouchers provided from the employer to the employees

Specific vouchers provided from the employer to the employees should be considered as part of “PY020 Non-cash employee income”. When a public employee receives a specific voucher from the government this kind of voucher should be considered as part of “PY020 Non-cash employee income”.

<b>Specific vouchers provided from the employer to the employees</b>	▶	<b>Non-cash employee income (PY020) (in kind income)</b>
--	---	--